

Arkansas State Board of Licensure
for Professional Engineers and Professional Surveyors
Minutes – January 10, 2017

A meeting of The Board was convened at 10:00 a.m. in the Real Estate Commission Meeting Room located at 612 S Summit Street in Little Rock, by President David Beasley. Other Members present were Ronnie Hawkins, Rod Williams, Ivan Hoffman, Tom Scott, Jim Engstrom, Dan Young, and Brian Moore (absent-Bennett). Executive Director Heather Richardson, Asst. Executive Director Linda Stone, Agency Counsel Daniel Faulkner, Asst. Attorney General and our Consultant for Building Renovations Scott Smith, Smith & Assoc. also attended.

In consideration of recommend discuss applicant, William Anthony Thomas PE 2627 – Approve for Reinstatement, motion made (Scott moved, Williams seconded) and carried (Hoffman opposed).

The Consent Agenda (Item 2) was reviewed and action taken as follows:

- a. Minutes;
 - a. November 8, 2016, motion to approve, made (Hawkins moved, Hoffman seconded) and carried.
 - b. November 16, 2016, motion to approve, made (Williams moved, Engstrom seconded) and carried.
- b. Conditionally licensed P.E.'s, Temporary Permits (with Engineer Model Law Qualifications), E.I.'s, S.I.'s and C.O.A.'s, marked as 2.b.i., 2.b.ii., and 2.b.iii. Motion was made (Hawkins moved, Hoffman seconded) and carried to ratify the attached lists.
- c. Executive Director Recommendations, motion was made (Williams moved, Hawkins seconded) and carried to approve the following for Licensure:

Lee A. Beverly	PE 6647 Reinstatement
April Michelle Brown	PE Original, subject to passing the NCEES PE Exam
Eleanor Catherine Goins	PE Original, subject to passing the NCEES PE Exam
Christopher Garrett Henry	PE 15535 Reinstatement
Justin Barrett Hightower	PE Original, subject to passing the NCEES PE Exam
John Matthew McCutcheon	PE Original, subject to passing the NCEES PE Exam
Jeffrey Eugene Momme	PE Comity
Thomas Mousel	PE Comity
Shane William O'Brien	PE Original, subject to passing the NCEES PE Exam
Saipavan Rallabhandhi	EI
Travis Michael Rapp	PE Comity
Todd R. Reust	PE Comity
Alex Roy Roofe	PE Original, subject to passing the NCEES PE Exam
Brian Wayne Starrett	PE Comity
Donald Irving Thornton	PE Comity

The following administrative matters (Agenda Item 3) were discussed with action noted as needed:

- a. Financial Reports for October & November 2016, motion was made (Moore moved, Williams seconded) and carried to accept the Financial Reports (Cash Fund, Revenue Reconciliations, Zwarrant Check Activity, Payroll Posting, and AASIS Trial Balance) as presented (attached).
- b. Building Committee – Phase 2 (interior renovations) went out to bid and Bell Construction was the low bidder. After negotiations with Bell Construction, Smith Associates presented a revised construction list in order to remain within the \$475,000 budgeted amount. Motion was made (Building committee moved, Engstrom seconded) and carried to accept the revised construction list. The Board's office and staff has been relocated to 1 Capitol Mall during the construction (approx. 150 days).
- c. Mr. Faulkner, Asst. Attorney General, briefed the members on the status of the Callicott v. Board court appeal and Connie and Richard Watkins v. Board.
- d. Staff reminded Members that their Annual Statement of Financial Interest is due by January 31, 2017.
- e. Expense reimburse/stipend, motion was made (Hawkins moved, Williams seconded) and carried to pay reimburse associated expenses for Board meeting lunches and travel (including our Asst. Attorney General Counsel) and \$60 stipends as per the guidelines of A.C.A. §25-16-901 et seq.

The Board discussed, and acted upon, the following:

- Board approved surveyor programs – Motion was made (Hoffman moved, Hawkins seconded) and carried to request Dr. Elgin review surveying course curriculum to determine acceptability according to the Rules.
- Bharathi Chigurupati PE – Approve for licensure, subject to passing the NCEES PE exam, motion made (Hawkins moved, Moore seconded) and carried.
- David M. Cook PE – Approve for licensure, subject to passing the NCEES PE exam, motion made (Williams moved, Hoffman seconded) and carried.

Applicants continued:

- Elizabeth Selig Heiles PE – Approve for licensure, subject to passing the NCEES PE exam, motion made (Williams moved, Moore seconded) and carried.
- William Hunter McCain PS – Deny licensure, motion made (Hoffman moved, Hawkins seconded) and carried based upon needing additional acceptable experience.
- Daniel Ryan McDowell PS – Approve for licensure, subject to passing the AR State Specific exam, motion made (Hoffman moved, Williams seconded) and carried.
- Derick Millican PE – Approve licensure by comity, subject to verification that the felony charge was reduced to a misdemeanor, motion made (Hawkins moved, Williams seconded) and carried.
- Jeffrey Misner PE – Approve licensure by comity, motion made (Engstrom moved, Williams seconded) and carried.
- Wissam Zalzali PE – Approve licensure by comity, motion made (Hawkins moved, Williams seconded) and carried.
- Christopher Colgan PE – Original, subject to passing the NCEES PE Exam, motion made (Engstrom moved, Moore seconded) and carried.

On behalf of the Complaint Committee, Mr. Grigg presented the following:

- Status of Complaints:
 - Case 2016-03 In the Matter of Mash v. Hazelwood
Complaint received on July 11, 2016, alleging negligence in the practice of Surveying, Inquiry letter sent 7/20/2016. Answer Form Received on August 25, 2016, Settlement reached August 31, 2016.
 - Case 2016-04 In the Matter of Pruitt v Housley
Complaint received on August 22, 2016, alleging negligence in the practice of Surveying. Inquiry letter sent on 9/7/2016, Answer Form Received on September 21, 2016.
- The Complaint Committee Consent Agenda was reviewed and the Settlement Agreement was accepted by motion made (Williams moved, Hoffman seconded) and carried on case 2016-03 Kenneth Hazelwood, PS, (allegations of misconduct in the practice of surveying).

The following Board Topics were discussed:

- Reimbursement amounts according to the State Travel policy for 2017 NCEES Northeast/Southern Zone Interim Meeting in St. Thomas were presented.
- Report and vote for funded delegates to the NCEES 2017 Northeast/Southern Zone Meeting. In addition to NCEES funded delegates Hawkins and Hoffman, member Moore was nominated to be a funded delegate by motion made (Hawkins moved, Scott seconded) and carried.
- Upcoming Board Meeting dates February 7, 2017 at 10:00 a.m. and March 14, 2017 at 8:30 a.m.


Business being thus concluded the meeting adjourned at 1:45 p.m.



David Beasley, President

3/14/17

Date



Heather Richardson, Executive Director

3/14/2017

Date

2.a.i - P.E.'s, Temporary Permits (with Model Law Qualifications), reapply due to 3 times fail exam, & reinstatements

PE #	Last	Middle Name	First	Type	Comity State	Temp #
14192	Miller	Michael	David	PE - C	Reinsttement	
17345	Brady	Peter	Lynn	PE - C		
17346	Burniston	Raymond		PE - C		
17347	Cox	Tyson	S.	PE - C		
17348	Schroeder	Robert		PE - C		
17349	Barker	Tyler	Madison	PE - C		
17350	Bauer	Francis	P.	PE - C		
17351	Cotter	Joshua	J.	PE - C		
17352	Eero	Stepan		PE - C		
17353	Garrison	Bradley		PE - C		
17354	Hamill	Sara	Ann	PE - C		
17355	Hewitt	Christopher	M.	PE - C		
17356	Knox	Erick	Harold	PE - C		
17357	Kuenzel	Benjamin	Joseph	PE - C		
17358	Lau	Wesley	Shyh-Yih	PE - C		
17359	Rudolph	Kenneth		PE - C		
17360	Schall	Andrew	James	PE - C		
17361	Staud	Christopher		PE - C		
17362	Woodbury	Raheam		PE - C		
17363	Klimek	Gregory	Allen	PE - C		
17364	Mersch	Susan	Forst	PE - C		
17365	Schipporeit	Thomas	Martin	PE - C		
17366	Drake	Daniel	B.	PE - C		
17367	Tuck	Brian	K.	PE - C		
17368	Granrud	Eric	Justin	PE - C		
17369	Hardin	Brandon	Joseph	PE - C		
17370	Elder	Jeffrey	Daniel	PE - C		
17371	Rocha	Daniel	M.	PE - C		
17380	English	James	Frederick	PE - C		
17381	Blount	Caroline	Williams	PE - C		
17382	Kinzel	Seth	E.	PE - C		
17383	McKay	Robb	W.	PE - C		
17385	Basham	Kim	Derwin	PE - C		
17386	Levy	Joseph	Hal	PE - C		
17387	Miller	Denis	James	PE - C		
17388	Hethcoat	David	Eric	PE - C		
17389	Booth	Theodore	Joseph	PE - C		
17390	Brinkworth	Thomas	William	PE - C		
17391	Bush	Alan		PE - C		
17392	Fall	Marshall		PE - C		
17393	Maldomado	Rachel	Alysse Hawkins	PE - C		

Agenda Items 2.b.i., 2.b.ii., 2.b.iii.

17394	Surani	Akash	G.	PE - C		
17395	Twidwell	Ross	Alan	PE - C		
17396	Ayres	Ryan	H.	PE - C		
17397	Potter	James	Daniel	PE - C		
17398	Bell	Clinton	Elmer	PE - C		
17399	Bass	T. Alec		PE - C		
17401	Carreon	Mario	T.	PE - C		
17402	Milam	Timothy	E.	PE - C		
17403	Stringfellow	Alan	Ray	PE - C		
17445	Priebe	Donald	Everett	PE - C		
17446	Dawsey	Wesley	J.	PE - C		
17447	Tewalt	Sean	Anthony	PE - C		
17448	Satchell	Terence	Lee	PE - C		
17449	Elgamal	Khaled	F.	PE - C		
17450	Horne	James	Brian	PE - C		
17451	Nelson	Tyler		PE - C		
17452	Rutkowski	Matthew		PE - C		
17453	Saraiya	Sanjay	Ramesh	PE - C		
17454	Scholl	Jeffrey		PE - C		
17455	Scott	Khristopher	James	PE - C		

2.a.ii - SI's & E.I's

Intern #	Last	Middle Name	First	Type
694	Watson	Brian	Joe	SI - NS
695	Luker	Wesley	S.	SI - NS
696	Springer	Kenneth	Vernon	SI
8650	Fiegel	Aaron	M.	EI
8651	Caster	William	T.	EI
8653	Montague	Whitney		EI
8654	Meier	Robert	Wayne	EI
8657	Endsley	Eric	Scott	EI - S
8658	Allison	Daniel	Bryan	EI
8659	Hicks	Michael	Anthony	EI - NS
8660	Shatzer	Stephen		EI
8661	Mulnik	Joseph	Vincent	EI
8662	Fuentes	Kenneth	Winston	EI
8663	Hansing	Michael	S.	EI
8666	Taylor	Caleb	M.	EI
8667	Reeks	Bryce	James	EI
8668	Caro-Rodriguez	Miguel		EI
8669	Gatlin	Joshua		EI - S
8670	Jenkins	Samuel	L.	EI
8671	Garcia	Martin	G.	EI

Agenda Items 2.b.i., 2.b.ii., 2.b.iii.

8672	Harrison	Scott	T.	EI
8673	Pinkston	Gregory	Seth	EI
8674	Feemster	Tyler	D.	EI
8675	Schrodel	Evan	Thomas	EI

2.a.iii - COA's (Certificates of Authority)

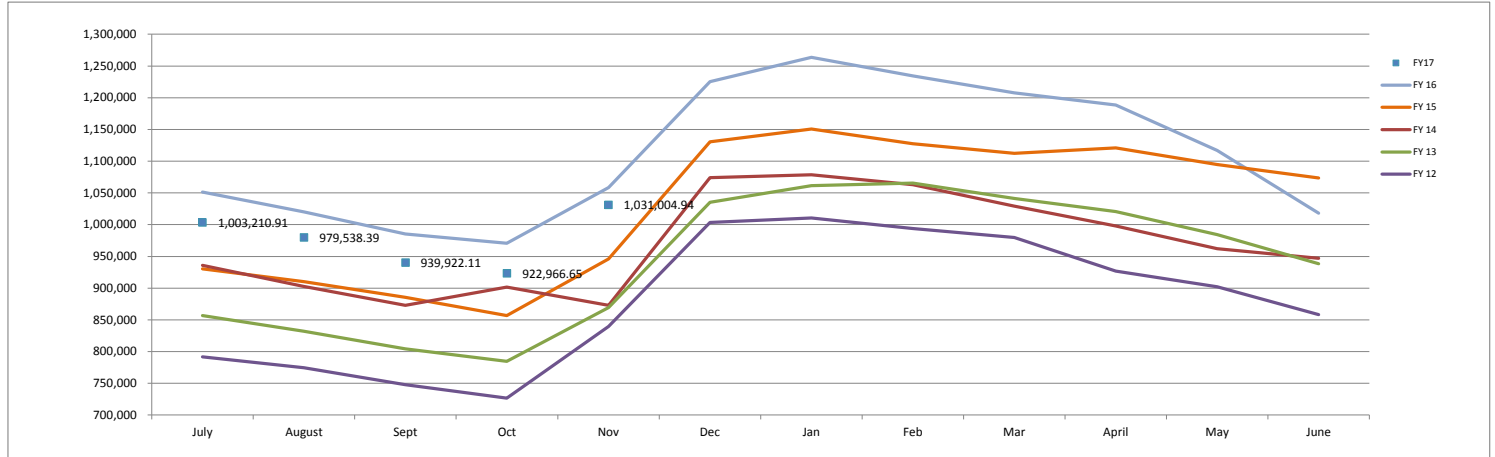
COA #	Company Name	Address	City	State	Zip	Type	AR PE/PS in CHG
3152	Paya Inc.	259 Bright Rd.	Cave Springs	AR	72718-9690	Survey	Lazaro Paya PS #1380
3153	Murphy Co Mechanical Contractors and Eng	1233 N. Price Rd.	St. Louis	MO	63132-2303	Engineering	Joseph Krewson PE #16696
3154	Audubon Field Solutions, L.L.C	10205 Westheimer Rd	Houston	TX	77042-3164	Survey	Michael Ray PS #1582
3155	Interra Hydro, Inc.	2802 Flintrock Trace	Austin	TX	78738-1785	Engineering	Walter Collins PE #7839
3156	Crunk Engineering LLC	1894 General George Patton Dr	Franklin	TN	37067-4665	Engineering	William Crunk PE #16321
3157	G & A Engineering Consultants, LLC	6175 Main St., Ste. 399	Frisco	TX	75034-3488	Engineering	John Garner PE #8999
3158	Blue Oak Energy, LLC	1560 Drew Avenue	Davis	CA	95618-6320	Engineering	Ryan Zahner PE #15108
3159	Satchell Engineering & Associates, Inc.	2890 S SANTA FE AVE STE 106	SAN MARCOS	CA	92069-6000	Engineering	Robert Satchell PE #16224
3160	Fisher Refrigeration Inc.	59865 Market St.	South Bend	IN	46614-4026	Engineering	Raymond Burniston PE #17346
3161	RAM Process Engineering, LLC	10008 Beaver Creek DR	Shreveport	LA	71106-7668	Engineering	Richard Murdaugh PE #10832
3162	21 Design Group, Inc.	1351 Jefferson St.	Washington	MO	63090-6449	Engineering	Benjamin Kuenzel PE #17357
3163	SEL Engineering Services, Inc.	2350 NE Hopkins Court	Pullman	WA	99163-5616	Engineering	Cressel Anderson PE #16569
3164	Master Engineers And Designers, Inc.	904 Lakeside Drive	Lynchburg	VA	24501-2602	Engineering	Ryan Ayres PE #17396
3165	Sky Design Inc	128 Golden Dr	Glendale Hts	IL	60139-2437	Engineering	Akash Surani PE #17394
3166	McClure Engineering Co.	705 1st Avenue North	Fort Dodge	IA	50501-3898	Engineering	Cody Dailey PE #17335
3167	MRBraz & Associates PLLC	1409 Spars Ct. Suite102	Azle	TX	76020-5942	Engineering	Marcos Braz PE #15629
3168	KEE Concrete and Construction Inc	209 W 2nd St Ste 317	Fort Worth	TX	76102-3021	Engineering	Voranique Simon PE #16615
3169	FA Commercial Due Diligence Services Co	3550 W Robinson Street, Ste 300	Norman	OK	73072-3347	Survey	Daryn Bernard PS #1819
3170	Vrettos Pappas Consulting Engineers, P.A.	1414-C South Tryon Street	Charlotte	NC	28203-6349	Engineering	Kosta Pappas PE #16301
3171	Crow Engineering, Inc.	9925 SW Nimbus Ave., Ste. 110	Beaverton	OR	97008-7592	Engineering	John Bradford PE #14750
3172	Osrose Utilities Services, Inc.	635 Highway 74 S	Peachtree City	GA	30269-3003	Engineering	Thomas Gardner PE #12282
3173	BTE Associates PLLC	400 N. Fourth St.	Wills Point	TX	75169-2047	Engineering	Brian Whitaker PE #16082
3174	Oak Valley Engineering LLC	103 Rhonda Ann Place	Hot Springs	AR	71909-9645	Engineering	Kevin Utley PE #8972
3175	BlueStream Professional Services	3305 Highway 60 West	Faribault	MN	55021-4869	Engineering	John Franklin PE #17373
3176	The Osborn Engineering Company	1100 Superior Avenue	Cleveland	OH	44114-2530	Engineering	Scott Vura PE #13097
3177	J. D. Hair & Associates, Inc.	2424 E 21st St	Tulsa	OK	74114-1723	Engineering	Jeffrey Scholl PE #17454

CI	Funds Ctr/CI Title	2017			Estm'd Salary Holding	FY17 Budgeted Amount	Month												Total Expenditures	Remaining Allotment				
		Appropriation	Adjustment	Blocked			July	August	September	October	November	December	January	February	March	April	May	June						
00	Salaries	284,554	0	14507	270,047	0	270,047	19,056.79	18,896.81	27,055.29	19,436.87	18,136.85	-	-	-	-	-	-	-	-	-	-	102,582.61	167,464.39
01	Extra Help	12,000	0	0	12,000	0	12,000	947.12	944.25	1,299.07	898.47	855.56	-	-	-	-	-	-	-	-	-	-	4,944.47	7,055.53
03	Matching	94,347	0	4116	90,231	0	90,231	6,892.14	6,864.79	8,760.26	7,026.47	6,685.48	-	-	-	-	-	-	-	-	-	-	36,229.14	54,001.86
02	Operating Expense	208,649	0	0	208,649	0	208,649	7,173.63	4,376.38	28,971.52	4,528.02	5,824.11	-	-	-	-	-	-	-	-	-	-	50,873.66	(317,224.66)
09	Travel	10,227	0	0	10,227	0	10,227	-	-	1,618.65	-	-	-	-	-	-	-	-	-	-	-	-	1,618.65	8,608.35
10	Prof. Fees	7,144	0	0	7,144	0	7,144	-	-	-	-	3,470.00	-	-	-	-	-	-	-	-	-	-	3,470.00	3,674.00
5	Construction	0	550,000	0	550,000	0	550,000	-	-	-	-	5,775.51	-	-	-	-	-	-	-	-	-	-	5,775.51	544,224.49
25	Char 25-Don't asg GL	0	0	0	0	0	0	-	-	-	-	-	-	-	-	-	-	-	-	-	-	-	-	-
Total		\$ 616,921	\$ 550,000	18623	1,148,298	0	1,148,298	\$ 34,069.68	\$ 31,082.23	\$ 67,704.79	\$ 31,889.83	\$ 40,747.51	\$ -	\$ -	\$ -	\$ -	\$ -	\$ -	\$ -	\$ -	\$ -	\$ -	\$ 205,494.04	\$ 467,803.96

	July	August	Sept	Oct	Nov	Dec	Jan	Feb	Mar	April	May	June	Revenue year to date
AASIS Total w/Adjustments	15,865.00	16,545.00	17,635.00	13,350.00	164,030.00	-	-	-	-	-	-	-	\$227,425.00
4049003000 Interest-Treas	2,023.03	1,571.03	-	794.37	1,005.77	-	-	-	-	-	-	-	\$5,394.20
4049007000 Interest-CD's	43.60	98.41	778.47	-	142.59	-	-	-	-	-	-	-	\$1,063.07
Revenue/Expenditure	-\$16,138.05	-\$12,867.79	-\$49,291.32	-\$17,745.46	\$124,430.85	\$0.00	\$0.00	\$0.00	\$0.00	\$0.00	\$0.00	\$0.00	\$28,388.23

1120001000 CD's Balance	188,478.61	188,577.02	188,577.02	188,577.02	188,719.61	-	-	-	-	-	-	-	Commitments
													475000.00

Cash in State Treasury Fund Balance FY17	1,003,210.91	979,538.39	939,922.11	922,966.65	1,031,004.94	-	-	-	-	-	-	-	475000.00	construction
Cash in State Treasury Fund Balance FY16	1,051,363.67	1,020,043.11	985,160.44	970,973.31	1,058,524.89	1,225,340.94	1,263,677.73	1,234,354.94	1,207,899.78	1,188,287.76	1,116,814.04	1,017,972.56		
Cash in State Treasury Fund Balance FY15	930,434.09	910,304.89	885,550.00	857,008.56	946,010.48	1,130,574.19	1,150,879.53	1,127,630.93	1,112,401.97	1,121,157.49	1,095,000.01	1,073,722.38		
Cash in State Treasury Fund Balance FY14	936,113.10	902,906.19	873,059.38	901,833.57	873,059.38	1,074,138.68	1,078,802.37	1,062,925.51	1,029,406.70	997,978.78	962,023.37	947,010.07	\$ 475,000.00	total
Cash in State Treasury Fund Balance FY13	856,824.56	832,025.98	804,146.45	784,629.37	869,350.59	1,035,446.38	1,061,635.32	1,065,694.66	1,041,365.09	1,020,708.32	984,184.68	938,483.10		
Cash in State Treasury Fund Balance FY12	791,766.34	774,783.81	747,996.30	726,738.84	839,826.76	1,003,321.67	1,010,340.03	994,139.79	979,593.84	926,960.02	902,284.72	858,103.60		



Board of Licensure for Prof Engineers and Prof Surveyors (0236)
FY17 Revenue Reconciliation for the Month ending October 2016

AASIS Revenue

	<u>Amounts</u>
Application Fees (4041002000)	\$ 10,950.00
Certificate Fees (4041004000)	\$ -
Testing Fees (4041005000)	\$ 300.00
Renewal Fees (4041007000)	\$ 2,240.00
Other Fees (4041028000)	\$ 450.00
Fines and Penalties (4042001000)	\$ -
Reinstatement Fees (4041041000)	\$ 200.00
AASIS Total:	\$ 14,140.00

Adjustments

Current PELS EFT's posted in AASIS in subsequent (+)	\$ 1,580.00
Prior PELS EFT's posted in AASIS in current (-)	\$ (2,370.00)
Prior month AASIS posting reversed in current	\$ -
AASIS Total with Adjustments:	\$ 13,350.00

PELS receipts

Application Fees (4041002000)	\$ 10,500.00
Certificate Fees (4041004000)	\$ -
Testing Fees (4041005000)	\$ 500.00
Renewal Fees (4041007000)	\$ 1,500.00
Other Fees (4041028000)	\$ 450.00
Fines and Penalties (4042001000)	\$ -
Reinstatement Fees (4041041000)	\$ 400.00
Misc Revenue (4047099000)	\$ -
PELS Total:	\$ 13,350.00

Discrepancy between AASIS (with Adjustments) and PELS:

\$ -

Explanation for discrepancy:



Attachment: Financial Comparison AASIS to PELS:

October 2016

The information on this schedule accurately reflects the cash receipts that have been received and deposited by this agency during the stated month. The total receipts and total deposits have been reconciled to AASIS.

All figures noted on this report have been verified by reviewing the deposit register and trial balance for the stated month. Any discrepancies have been investigated and resolved.

All receipt numbers and licenses issued have been accounted for. Any discrepancies have been investigated and resolved.

	11/4/2016
_____ Assistant Executive Director	Date
	11/4/2016
_____ Executive Director	Date

FINANCIAL COMPARISON AASIS TO PELS

October 2016		AASIS						PELS			Reconciliation		
AASIS Code	GL Acct	totals	Current month receipts posted in subsequent	prior month receipts posted in current	Prior month receipts reversed in current	current month receipts reversed in subsequent	Revised AASIS Bal	PELS		Revised Deposit Summary	Revised AASIS Bal	Revised manual processing Summary	Difference
255	4041002000	10,950.00	800.00	(1,250.00)	0.00	0.00	10,500.00	10,500.00		10,500.00	10,500.00	10,500.00	0.00
257	4041004000	0.00	0.00	0.00	0.00	0.00	0.00	0.00		0.00	0.00	0.00	0.00
258	4041005000	300.00	200.00	0.00	0.00	0.00	500.00	500.00		500.00	500.00	500.00	0.00
260	4041007000	2,240.00	380.00	(1,120.00)	0.00	0.00	1,500.00	1,500.00		1,500.00	1,500.00	1,500.00	0.00
281	4041028000	450.00	0.00	0.00	0.00	0.00	450.00	450.00		450.00	450.00	450.00	0.00
539	4041041000	200.00	200.00	0.00	0.00	0.00	400.00	400.00		400.00	400.00	400.00	0.00
284	4042001000	0.00	0.00	0.00	0.00	0.00	0.00	0.00		0.00	0.00	0.00	0.00
586	4047099000	0.00	0.00	0.00	0.00	0.00	0.00	0.00		0.00	0.00	0.00	0.00
		14,140.00	1,580.00	(2,370.00)	0.00	0.00	13,350.00	13,350.00	0.00	13,350.00	13,350.00	13,350.00	0.00

Reconciling items

4041002000 4041004000 4041005000 4041007000 4041028000 4041041000

PELS items	PELS post date	AASIS Doc #	applications	certificate	exams	renewals	Temp	Reinstate	Totals
Oct	10/28-30/16	14522473	800						800
posted in	10/31/2016	52130738			200	380		200	780
Nov									0
									0
									0
									0
									0
									0
									0
									0
									0
									0
									0
			800	0	200	380	0	200	1580
Sept	9/29/2016	14519061	950			280			1230
posted in	9/30/2016	14519067	300			840			1140
Oct									0
									0
									0
									0
									0
									0
									0
									0
			1250	0	0	1120	0	0	2370

**Board of Licensure for Prof Engineers and Prof Surveyors (0236)
FY17 Revenue Reconciliation for the Month ending November 2016**

AASIS Revenue

Amounts

Application Fees (4041002000)	\$ 11,025.00
Certificate Fees (4041004000)	\$ -
Testing Fees (4041005000)	\$ 465.00
Renewal Fees (4041007000)	\$ 135,740.00
Other Fees (4041028000)	\$ 150.00
Fines and Penalties (4042001000)	\$ -
Reinstatement Fees (4041041000)	\$ 400.00

AASIS Total: \$ 147,780.00

Adjustments

Current PELS EFT's posted in AASIS in subsequent (+)	\$ 17,830.00
Prior PELS EFT's posted in AASIS in current (-)	\$ (1,580.00)
Prior month AASIS posting reversed in current	\$ -

AASIS Total with Adjustments: \$ 164,030.00

PELS receipts

Application Fees (4041002000)	\$ 11,275.00
Certificate Fees (4041004000)	\$ -
Testing Fees (4041005000)	\$ 465.00
Renewal Fees (4041007000)	\$ 151,940.00
Other Fees (4041028000)	\$ 150.00
Fines and Penalties (4042001000)	\$ -
Reinstatement Fees (4041041000)	\$ 200.00
Misc Revenue (4047099000)	\$ -

PELS Total: \$ 164,030.00

Discrepancy between AASIS (with Adjustments) and PELS: \$ -

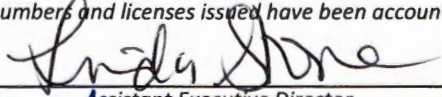
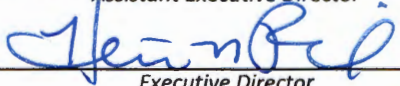
Explanation for discrepancy:

Attachment: Financial Comparison AASIS to PELS: November 2016

The information on this schedule accurately reflects the cash receipts that have been received and deposited by this agency during the stated month. The total receipts and total deposits have been reconciled to AASIS.

All figures noted on this report have been verified by reviewing the deposit register and trial balance for the stated month. Any discrepancies have been investigated and resolved.

All receipt numbers and licenses issued have been accounted for. Any discrepancies have been investigated and resolved.

 _____ Assistant Executive Director	12/13/2016 _____ Date
 _____ Executive Director	12/13/2016 _____ Date

FINANCIAL COMPARISON AASIS TO PELS

		AASIS					PELS			Reconciliation		
November	2016	Current month receipts posted in subsequent	prior month receipts posted in current	Prior month receipts reversed in current	current month receipts reversed in subsequent	Revised AASIS Bal	PELS	Revised Deposit Summary	Revised AASIS Bal	Revised manual processing Summary	Difference	
AASIS Code	GL Acct	totals										
255	4041002000	11,025.00	1,050.00	(800.00)	0.00	0.00	11,275.00	11,275.00	11,275.00	11,275.00	11,275.00	0.00
257	4041004000	0.00	0.00	0.00	0.00	0.00	0.00	0.00	0.00	0.00	0.00	0.00
258	4041005000	465.00	200.00	(200.00)	0.00	0.00	465.00	465.00	465.00	465.00	465.00	0.00
260	4041007000	135,740.00	16,580.00	(380.00)	0.00	0.00	151,940.00	151,940.00	151,940.00	151,940.00	151,940.00	0.00
281	4041028000	150.00	0.00	0.00	0.00	0.00	150.00	150.00	150.00	150.00	150.00	0.00
539	4041041000	400.00	0.00	(200.00)	0.00	0.00	200.00	200.00	200.00	200.00	200.00	0.00
284	4042001000	0.00	0.00	0.00	0.00	0.00	0.00	0.00	0.00	0.00	0.00	0.00
586	4047099000	0.00	0.00	0.00	0.00	0.00	0.00	0.00	0.00	0.00	0.00	0.00
		147,780.00	17,830.00	(1,580.00)	0.00	0.00	164,030.00	164,030.00	0.00	164,030.00	164,030.00	0.00

Reconciling items

4041002000 4041004000 4041005000 4041007000 4041028000 4041041000

PELS items	PELS post date	AASIS Doc #	applications	certificate	exams	renewals	Temp	Reinstate	Totals
Nov	11/28/2016	14525831	250		200	6100			6550
posted in	11/29/2016	14525743	275			4540			4815
Dec	11/30/2016	52133509				240			240
	11/30/2016	14525831	525			5700			6225
			1050	0	200	16580	0	0	17830
Oct	10/28-30/16	14522473	800						800
posted in	10/31/2016	52130738			200	380		200	780
Nov									0
			800	0	200	380	0	200	1580

PY	11/10/2016	ARKPR01319		7033546	YB	188230		5010001000	501:00:00	8,918.42	8,918.42	8,918.42			
PY	11/10/2016	ARKPR01319		7033546	YB	188230		5010002000	501:00:01	309.03	309.03	309.03			
PY	11/10/2016	ARKPR01319		7033546	YB	188230		5010005000	501:00:03	615.4	615.4	615.4			
PY	11/10/2016	ARKPR01319		7033546	YB	188230		5010006500	501:00:03	91.56	91.56	91.56			
PY	11/10/2016	ARKPR01319		7033546	YB	188230		5010007000	501:00:03	1,337.98	1,337.98	1,337.98			
1710243027	W	11/13/2016	INV 544149	100133063	WANDA JEAN HARTLEY	1004092934	KR	188210	10040929342017	5090019000	502:00:02	143.5	143.5	143.5	11/21/2016
1710244634	W	11/13/2016	REFUND	W023601	Mark Trickey	1004091443	KR	188210		5110002000	502:00:02	200.00	200.00	200.00	11/22/2016
1710245154	W	11/14/2016	BOARD MEETING	102370	IVAN L HOFFMAN JR	1004094516	KR	188210	10040945162017	5050020200	502:00:02	265.74	265.74	108.1	11/28/2016
1710245154	W	11/14/2016	BOARD MEETING	102370	IVAN L HOFFMAN JR	1004094516	KR	188210	10040945162017	5050020100	502:00:02	0.00	0.00	27.36	11/28/2016
1710245154	W	11/14/2016	BOARD MEETING	102370	IVAN L HOFFMAN JR	1004094516	KR	188210	10040945162017	5050020300	502:00:02	0	0	130.28	11/28/2016
1710245159	W	11/14/2016	BOARD MEETING	104781	RONNIE HAWKINS PE PS	1004094513	KR	188210	10040945132017	5050020200	502:00:02	280.63	280.63	104.66	11/23/2016
1710245159	W	11/14/2016	BOARD MEETING	104781	RONNIE HAWKINS PE PS	1004094513	KR	188210	10040945132017	5050020100	502:00:02	0	0	39.3	11/23/2016
1710245159	W	11/14/2016	BOARD MEETING	104781	RONNIE HAWKINS PE PS	1004094513	KR	188210	10040945132017	5050020300	502:00:02	0.00	0.00	136.67	11/23/2016
1710245163	W	11/14/2016	BOARD MEETING	106356	DAVID B BEASLEY	1004094521	KR	188210	10040945212017	5050020200	502:00:02	259.91	259.91	104.66	11/22/2016
1710245163	W	11/14/2016	BOARD MEETING	106356	DAVID B BEASLEY	1004094521	KR	188210	10040945212017	5050020100	502:00:02	0.00	0.00	41.26	11/22/2016
1710245163	W	11/14/2016	BOARD MEETING	106356	DAVID B BEASLEY	1004094521	KR	188210	10040945212017	5050020300	502:00:02	0.00	0.00	113.99	11/22/2016
1710245166	W	11/14/2016	BOARD MEETING	106631	THOMAS R SCOTT III	1004094517	KR	188210	10040945172017	5050020300	502:00:02	8.9	8.9	8.9	11/28/2016
1710245258	W	11/14/2016	INV 22011616	100003953	RICOH USA INC	51775236	RE	188210		5030001000	502:00:02	167.24	167.24	167.24	11/22/2016
1710245452	W	11/14/2016	INV N3812	100035493	SMITH ASSOCIATES ARCHITECTS PA	51775245	RE	188250	517752452017	5060002000	506:00:10	3,888.18	3,888.18	3,888.18	11/22/2016
1710245590	W	11/14/2016	ACCT 35210426	100056842	ARKLA CENTERPOINT ENERGY RESOURCES	1004094498	KR	188210	10040944982017	5040004000	502:00:02	27.24	27.24	27.24	11/28/2016
1710245945	W	11/14/2016	BOARD MEETING	100168544	WILLIAMS RODNEY D	1004094519	KR	188210		5050020200	502:00:02	255.70	255.70	95.34	11/22/2016
1710245945	W	11/14/2016	BOARD MEETING	100168544	WILLIAMS RODNEY D	1004094519	KR	188210		5050020300	502:00:02	0	0	160.36	11/22/2016
1710249822	W	11/16/2016	INV 693290	100014756	STATE CAPITOL CAFETERIA	1004092854	KR	188210	10040928542017	5090019000	502:00:02	20.00	20.00	20	11/28/2016
1710250261	W	11/16/2016	INV 3257980	100075795	CLEAR MOUNTAIN REFRESHMENT SERVICE	1004094588	KR	188210	10040945882017	5040003100	502:00:02	26.49	26.49	26.49	11/23/2016
1710250528	W	11/16/2016	INV 1671554	100168992	ARKANSAS INFORMATION CONSORTIUM LLC	1004094511	KR	188210	10040945112017	5080002200	502:00:02	400.6	400.6	400.6	12/2/2016
1710251591	W	11/16/2016	REFUND	W023601	Joshua Stephen Winslager	1004095312	KR	188210		5110002000	502:00:02	50.00	50.00	50.00	
1710257270	W	11/21/2016	INV 22138291	100003953	RICOH USA INC	51779142	RE	188210	517791422017	5030001000	502:00:02	167.24	167.24	167.24	11/28/2016
1710257504	W	11/21/2016	ACCT 47318761	100061983	ENTERGY ARKANSAS INC	1004098620	KR	188210	10040986202017	5040001000	502:00:02	158.70	158.70	158.70	11/29/2016
1710257737	W	11/21/2016	1610 EXAM	100168726	ELGIN RICHARD LEWIS	1004098634	KR	188210	10040986342017	5060001000	506:00:10	3,470.00	3,470.00	3,470.00	11/29/2016
1710258568	W	11/21/2016	INV 4674017016	9904700001	DEPARTMENT OF INFORMATION SYSTEMS	1004099404	KR	188210	10040994042017	5020002000	502:00:02	976.91	976.91	199.43	11/30/2016
1710258568	W	11/21/2016	INV 4674017016	9904700001	DEPARTMENT OF INFORMATION SYSTEMS	1004099404	KR	188210	10040994042017	5020003500	502:00:02	0.00	0.00	127.25	11/30/2016
1710258568	W	11/21/2016	INV 4674017016	9904700001	DEPARTMENT OF INFORMATION SYSTEMS	1004099404	KR	188210	10040994042017	5020004000	502:00:02	0	0	216.13	11/30/2016
1710258568	W	11/21/2016	INV 4674017016	9904700001	DEPARTMENT OF INFORMATION SYSTEMS	1004099404	KR	188210	10040994042017	5020004300	502:00:02	0	0	128.1	11/30/2016
1710258568	W	11/21/2016	INV 4674017016	9904700001	DEPARTMENT OF INFORMATION SYSTEMS	1004099404	KR	188210	10040994042017	5040008500	502:00:02	0	0	306	11/30/2016
PY	11/25/2016	ARKPR01283		7039037	YB	188230		5010001000	501:00:00	8,918.43	8,918.43	8,918.43			
PY	11/25/2016	ARKPR01283		7039037	YB	188230		5010001900	501:00:00	300.00	300.00	300			
PY	11/25/2016	ARKPR01283		7039037	YB	188230		5010002000	501:00:01	546.53	546.53	546.53			
PY	11/25/2016	ARKPR01283		7039037	YB	188230		5010005000	501:00:03	656.56	656.56	656.56			
PY	11/25/2016	ARKPR01283		7039037	YB	188230		5010006500	501:00:03	91.56	91.56	91.56			
PY	11/25/2016	ARKPR01283		7039037	YB	188230		5010007000	501:00:03	1,372.42	1,372.42	1,372.42			
1720189499	A	11/27/2016	0236111520160086	100099611	US BANK CPS	8034400037	ZY	188210	4246044555710080	5020005000	502:00:02	77.56	77.56	31.75	11/29/2016
1720189499	A	11/27/2016	0236111520160086	100099611	US BANK CPS	8034400037	ZY	188210	4246044555710080	5090006000	502:00:02	0.00	0.00	12.13	11/29/2016
1720189499	A	11/27/2016	0236111520160086	100099611	US BANK CPS	8034400037	ZY	188210	4246044555710080	5090022000	502:00:02	0.00	0.00	33.68	11/29/2016
1710266313	W	11/29/2016	INV 16116100	100141113	ARKANSAS MAILING SERVICES	1004103739	KR	188210	10041037392017	5020001000	502:00:02	251.66	251.66	251.66	
1710266765	W	11/29/2016	ACCT 8030024305	800001526	CITY OF LITTLE ROCK	1004103749	KR	188210	10041037492017	5040003000	502:00:02	196.51	196.51	196.51	12/6/2016
1710267514	W	11/29/2016	REFUND	W023601	Joshua Gatlin	1004103724	KR	188210		5110002000	502:00:02	65	65	65.00	
1710267515	W	11/29/2016	REFUND	W023601	Mark D. Bryant	1004103683	KR	188210		5110002000	502:00:02	200.00	200.00	200	12/6/2016
												40,914.75	40,914.75	40,914.75	

5010001000 Regular Salaries Staff

Oct - Nov 2016 (FY17)

FOR period start date	For-period end date	Personnel Number	Name of Employee or Applicant	Wage Type Long Text	Amount	Posting document
9/1/2516	10/8/2016	84350	GRANT GRIGG	1200 Regular working time	2,130.14	7679779
		84350	GRANT GRIGG	1251 Vacation pay	54.62	7679779
			GRANT GRIGG		2,184.76	
		1185	HEATHER N RICHARDSON	1200 Regular working time	2,492.07	7679779
		1185	HEATHER N RICHARDSON	1252 Sick pay	85.35	7679779
		1185	HEATHER N RICHARDSON	1251 Vacation pay	136.55	7679779
		1185	HEATHER N RICHARDSON	1251 Vacation pay	17.07	7679779
		1185	HEATHER N RICHARDSON	1114 Career Svc.Recogniti	700.00	7679779
			HEATHER N RICHARDSON		3,431.04	
		28444	LINDA S STONE	1200 Regular working time	1,559.87	7679779
		28444	LINDA S STONE	1251 Vacation pay	15.10	7679779
		28444	LINDA S STONE	1251 Vacation pay	20.13	7679779
		28444	LINDA S STONE	1251 Vacation pay	15.10	7679779
			LINDA S STONE		1,610.20	
		19356	MARILYN F SMITH	1251 Vacation pay	28.79	7679779
		19356	MARILYN F SMITH	1114 Career Svc.Recogniti	900.00	7679779
		19356	MARILYN F SMITH	1200 Regular working time	1,122.81	7679779
			MARILYN F SMITH		2,051.60	
		28472	VIRGINIA S DAVIS	1200 Regular working time	1,105.12	7679779
		28472	VIRGINIA S DAVIS	1252 Sick pay	31.02	7679779
		28472	VIRGINIA S DAVIS	1252 Sick pay	46.53	7679779
		28472	VIRGINIA S DAVIS	1252 Sick pay	58.16	7679779
			VIRGINIA S DAVIS		1,240.83	
					10,518.43	

FOR period start date	For-period end date	Personnel Number	Name of Employee or Applicant	Wage Type Long Text	Amount	Posting document
10/9/2016	10/22/2016	84350	GRANT GRIGG	1251 Vacation pay	95.58	7699853
		84350	GRANT GRIGG	1251 Vacation pay	27.31	7699853
		84350	GRANT GRIGG	1200 Regular working time	1,993.59	7699853
		84350	GRANT GRIGG	1274 Child Ed Act Leave	68.27	7699853
			GRANT GRIGG		2,184.75	
		1185	HEATHER N RICHARDSON	/845 Total paid non-work	0.00	7699853
		1185	HEATHER N RICHARDSON	1200 Regular working time	2,645.70	7699853
		1185	HEATHER N RICHARDSON	1251 Vacation pay	85.35	7699853
			HEATHER N RICHARDSON		2,731.05	
		28444	LINDA S STONE	1251 Vacation pay	40.25	7699853
		28444	LINDA S STONE	1251 Vacation pay	161.02	7699853
		28444	LINDA S STONE	1251 Vacation pay	161.02	7699853
		28444	LINDA S STONE	1251 Vacation pay	161.02	7699853
		28444	LINDA S STONE	1251 Vacation pay	161.02	7699853
		28444	LINDA S STONE	1251 Vacation pay	161.02	7699853
		28444	LINDA S STONE	1200 Regular working time	764.84	7699853
			LINDA S STONE		1,610.19	
		19356	MARILYN F SMITH	1200 Regular working time	532.62	7699853
		19356	MARILYN F SMITH	1274 Child Ed Act Leave	43.19	7699853
		19356	MARILYN F SMITH	1252 Sick pay	115.16	7699853
		19356	MARILYN F SMITH	1252 Sick pay	115.16	7699853
		19356	MARILYN F SMITH	1252 Sick pay	115.16	7699853
		19356	MARILYN F SMITH	1252 Sick pay	71.98	7699853
		19356	MARILYN F SMITH	1251 Vacation pay	115.16	7699853
		19356	MARILYN F SMITH	1251 Vacation pay	43.19	7699853
			MARILYN F SMITH		1,151.62	
		28472	VIRGINIA S DAVIS	1200 Regular working time	1,240.83	7699853
			VIRGINIA S DAVIS		1,240.83	
					8,918.44	

Payroll Posting Report

Cost Center 188230

3.a.iv

FOR period start date	For-period end date	Personnel Number	Name of Employee or Applicant	Wage Type Long Text	Amount	Posting document
10/23/2016	11/5/2016	84350	GRANT GRIGG	1200 Regular working time	1,966.28	7719550
		84350	GRANT GRIGG	1251 Vacation pay	218.48	7719550
			GRANT GRIGG		2,184.76	
		1185	HEATHER N RICHARDSON	1200 Regular working time	2,611.56	7719550
		1185	HEATHER N RICHARDSON	1251 Vacation pay	119.48	7719550
			HEATHER N RICHARDSON		2,731.04	
		28444	LINDA S STONE	1200 Regular working time	644.07	7719550
		28444	LINDA S STONE	1251 Vacation pay	161.02	7719550
		28444	LINDA S STONE	1251 Vacation pay	161.02	7719550
		28444	LINDA S STONE	1251 Vacation pay	161.02	7719550
		28444	LINDA S STONE	1251 Vacation pay	161.02	7719550
		28444	LINDA S STONE	1251 Vacation pay	161.02	7719550
		28444	LINDA S STONE	1251 Vacation pay	161.02	7719550
		28444	LINDA S STONE	1251 Vacation pay	161.02	7719550
			LINDA S STONE		1,610.19	
		19356	MARILYN F SMITH	1200 Regular working time	1,086.82	7719550
		19356	MARILYN F SMITH	1251 Vacation pay	7.20	7719550
		19356	MARILYN F SMITH	1251 Vacation pay	57.58	7719550
			MARILYN F SMITH		1,151.60	
		28472	VIRGINIA S DAVIS	1200 Regular working time	1,240.83	7719550
			VIRGINIA S DAVIS		1,240.83	
					8,918.42	

FOR period start date	For-period end date	Personnel Number	Name of Employee or Applicant	Wage Type Long Text	Amount	Posting document
11/6/2016	11/19/2016	84350	GRANT GRIGG	1251 Vacation pay	218.48	7739058
		84350	GRANT GRIGG	1251 Vacation pay	218.48	7739058
		84350	GRANT GRIGG	1200 Regular working time	1,529.33	7739058
		84350	GRANT GRIGG	1211 Holiday premium	218.48	7739058
			GRANT GRIGG		2,184.77	
		1185	HEATHER N RICHARDSON	1200 Regular working time	2,389.66	7739058
		1185	HEATHER N RICHARDSON	1211 Holiday premium	273.10	7739058
		1185	HEATHER N RICHARDSON	1251 Vacation pay	68.28	7739058
			HEATHER N RICHARDSON		2,731.04	
		28444	LINDA S STONE	1211 Holiday premium	161.02	7739058
		28444	LINDA S STONE	1200 Regular working time	1,232.80	7739058
		28444	LINDA S STONE	1252 Sick pay	161.02	7739058
		28444	LINDA S STONE	1251 Vacation pay	55.35	7739058
			LINDA S STONE		1,610.19	
		19356	MARILYN F SMITH	1200 Regular working time	921.28	7739058
		19356	MARILYN F SMITH	1252 Sick pay	115.16	7739058
		19356	MARILYN F SMITH	1250 Holiday pay	115.16	7739058
			MARILYN F SMITH		1,151.60	
		28472	VIRGINIA S DAVIS	1200 Regular working time	992.67	7739058
		28472	VIRGINIA S DAVIS	1250 Holiday pay	124.08	7739058
		28472	VIRGINIA S DAVIS	1251 Vacation pay	124.08	7739058
			VIRGINIA S DAVIS		1,240.83	
					8,918.43	

5010002000 Extra Help

FOR period start date	For-period end date	Personnel Number	Name of Employee or Applicant	Wage Type Long Text	Amount	Posting document
9/25/2016	10/8/2016	56639	SHIRLEY BYERS	1200 Regular working time	426.34	7679779
			SHIRLEY BYERS		426.34	
					426.34	
FOR period start date	For-period end date	Personnel Number	Name of Employee or Applicant	Wage Type Long Text	Amount	Posting document
10/9/2016	10/22/2016	56639	SHIRLEY BYERS	1200 Regular working time	472.13	7699853
			SHIRLEY BYERS		472.13	

Payroll Posting Report

Cost Center 188230

3.a.iv

FOR period start date	For-period end date	Personnel Number	Name of Employee or Applicant	Wage Type Long Text	Amount	Posting document
10/23/2016	11/5/2016	56639	SHIRLEY BYERS	1200 Regular working time	309.03	7719550
			SHIRLEY BYERS		309.23	
					309.23	
FOR period start date	For-period end date	Personnel Number	Name of Employee or Applicant	Wage Type Long Text	Amount	Posting document
11/6/2016	11/19/2016	56639	SHIRLEY BYERS	1200 Regular working time	489.30	7739058
		56639	SHIRLEY BYERS	1250 Holiday pay	57.23	7739058
			SHIRLEY BYERS		546.53	
					546.53	

5010001900 Stipends

FOR period start date	For-period end date	Personnel Number	Name of Employee or Applicant	Wage Type Long Text	Amount	Posting document
11/6/2016	11/19/2016	52612	HAROLD J ENGSTROM	1163 60.00 Stipend Board/	60.00	7739058
			HAROLD J ENGSTROM		60.00	
		52614	IVAN HOFFMAN Jr	1163 60.00 Stipend Board/	60.00	7739058
			IVAN HOFFMAN Jr		60.00	
		106621	Mr. DAVID B. BEASLEY	1163 60.00 Stipend Board/	60.00	7739058
			Mr. DAVID B. BEASLEY		60.00	
		112945	Mr. THOMAS R. SCOTT	1163 60.00 Stipend Board/	60.00	7739058
			Mr. THOMAS R. SCOTT		60.00	
		78435	RONALD R HAWKINS	1163 60.00 Stipend Board/	60.00	7739058
			RONALD R HAWKINS		60.00	
					300.00	

FY17 Periods 1 - 5 (July - Nov)	Debit	Credit	Balance
1000236001 CJ ELS 0236 # 001	37,850.00	-37,850.00	0
1010103000 Petty Cash	200	-200	0
** Cash On Hand	38,050.00	-38,050.00	0
1100001000 Treasury	1,265,446.20	-248,066.25	1,017,379.95
1100001001 Treasury Outgoing	118,677.99	-120,043.03	-1,365.04
1100001003 Treasury EFT Out	622.61	-622.61	0
1100001005 Treasury Tnsfrs Out	131,414.31	-131,414.31	0
1100001006 Treasury Tnsfrs In	3,972.93	-3,972.93	0
* Cash Available to Spend	1,520,134.04	-504,119.13	1,016,014.91
1100001002 Treasury Incoming	42,219.41	-40,609.41	1,610.00
1100001004 Treasury EFT In	4,171,465.01	-4,158,085.01	13,380.00
* Deposits in Transit	4,213,684.42	-4,198,694.42	14,990.00
** Cash in State Treasury	5,733,818.46	-4,702,813.55	1,031,004.91
1100002000 Non-AASIS House Bank	8,933.00	-8,933.00	0
** Cash in Bank	8,933.00	-8,933.00	0
1120001000 Invest CD	313,568.36	-124,848.75	188,719.61
** Investments	313,568.36	-124,848.75	188,719.61
1130001000 Customer AR	1,000.00	0	1,000.00
** Customer Receivables	1,000.00	0	1,000.00
1140003100 Int Agy Due to/from	1,265.00	-1,265.00	0
1140003300 Payroll Fund DT/DF	131,156.22	-131,156.22	0
** Interfund Receivable	132,421.22	-132,421.22	0
1160001000 Accrued Interest	2,475.15	-2,475.15	0
** Accrued Income	2,475.15	-2,475.15	0
1190002000 PP Exp - Accrual Eng	2,530.00	-2,530.00	0
1190002500 PP Exp - YE Accruals	15,483.26	-15,483.26	0
** Pre-Paid Expenses	18,013.26	-18,013.26	0
1990110000 Land Improve (Mod)	69,366.19	0	69,366.19
1990130000 Buildings (Modified)	446,190.60	0	446,190.60
1990150000 Equipment (Modified)	27,733.97	-26,295.12	1,438.85
1990160000 Low Val Assets (Mod)	47,720.85	0	47,720.85
1991100000 AUC (Modified)	132,883.27	0	132,883.27
** Modified Accrual Fixed Assets	723,894.88	-26,295.12	697,599.76
1991320000 Land Improv FullCAFR	69,366.19	0	69,366.19
1991321000 Land Improv(FContra)	0	-69,366.19	-69,366.19
1991340000 Buildings Full CAFR	446,190.60	0	446,190.60
1991341000 Buildings (F Contra)	0	-446,190.60	-446,190.60
1991360000 Equipment Full CAFR	37,928.00	-36,489.15	1,438.85
1991361000 Equip. F Contra CAFR	10,194.03	-37,928.00	-27,733.97
1991370000 Low Val Asset (Full)	47,720.85	0	47,720.85
1991371000 LVA (Full Contra)	0	-72,675.05	-72,675.05
1991420000 AUC (Full)	132,883.27	0	132,883.27
1991421000 AUC (Full Contra)	0	-132,883.27	-132,883.27
1992100000 AC Dep Lnd Imp(Full)	0	-13,604.96	-13,604.96
1992300000 AC Dep Bldg(Full)	0	-169,359.19	-169,359.19
1992500000 AC Dep Equipmnt(Full)	29,700.58	-31,139.43	-1,438.85
1992600000 AC Dep LV Asset(Full)	0	-47,720.85	-47,720.85
** Full Accrual Fixed Assets	773,983.52	-1,057,356.69	-283,373.17
2110001000 Vendor AP	51,422.41	-51,422.41	0
2110001100 Vendor Accrued Liab	1,366.66	-1,366.66	0
2110001102 Local Govt AP	1,095.61	-1,095.61	0
2110002000 Employee AP	1,644.66	-1,644.66	0
2111001000 GRIR Clearing	805,494.53	-805,494.53	0
** Accounts Payable	861,023.87	-861,023.87	0
2110003000 Due To Other Funds	21,088.80	-21,088.80	0
2110004100 Inter Agency Due To	3,424.32	-3,424.32	0
** Interfund Due-To	24,513.12	-24,513.12	0

2115006000	Acc Salary & Ben YE	10,342.43	-10,342.43	0
**	Payroll Liability	10,342.43	-10,342.43	0
2120002300	UseSaleTax AP Offset	0	-3.73	-3.73
2120003091	02 Use Tax Payable	92.8	0	92.8
2120003099	Use Tax Payable Accr	28.58	-127.75	-99.17
**	Due to Revenue	121.38	-131.48	-10.1
2130001100	Unearned Income	1,345,211.25	-1,345,211.25	0
**	Unearned Revenues	1,345,211.25	-1,345,211.25	0
2115007000	Comp Ab Current	3,066.02	-3,066.02	0
2230002000	NC Accr Comp Absence	17,594.54	-17,594.54	0
**	Accrued Leave	20,660.56	-20,660.56	0
2890002000	DFRD INFLOW-REVENUES	2,000.00	-2,000.00	0
**	NC Claims & Judgements Payable	2,000.00	-2,000.00	0
3000000000	Fund Equity Clearing	1,832,975.76	-2,007,060.44	-174,084.68
3000002000	Fund Balance	44.44	-325,169.00	-325,124.56
3000004000	Net Asset Restricted	13,328.56	0	13,328.56
3900000000	Batch Input-Asset Ld	27,887.50	-10,194.03	17,693.47
3902100000	Inv GFA Lnd Imp (Mod)	0	-69,366.19	-69,366.19
3902300000	Inv GFA Bldg (Mod)	0	-446,190.60	-446,190.60
3902500000	Inv GFA Equip (Mod)	26,295.12	-27,733.97	-1,438.85
3902600000	Inv GFA LVA(Modified)	0	-47,720.85	-47,720.85
3902920000	Inv GFA AUC (Mod)	0	-132,883.27	-132,883.27
**	Fund Balance	1,900,531.38	-3,066,318.35	-1,165,786.97
4041002000	APPLICATION FEES	0	-49,925.00	-49,925.00
4041005000	TESTING FEES	0	-3,065.00	-3,065.00
4041007000	RENEWAL FEE	0	-156,030.00	-156,030.00
4041028000	OTHER FEES	0	-1,350.00	-1,350.00
4041041000	REINSTATEMENT	0	-1,700.00	-1,700.00
**	OR - Fees	0	-212,070.00	-212,070.00
4042002100	NBR - Penalties	1,000.00	-1,000.00	0
**	OR - Fines and Penalties	1,000.00	-1,000.00	0
4043002100	NBR LICENSE & PERMIT	1,265.00	-447,083.75	-445,818.75
**	OR - Licenses and Permits	1,265.00	-447,083.75	-445,818.75
4049003000	INTEREST DISTRIB	0	-6,172.67	-6,172.67
4049003100	NBR Invest Earnings	99.15	0	99.15
4049007000	INTEREST CERT. DEP.	0	-284.6	-284.6
**	OR - Investment Revenue	99.15	-6,457.27	-6,358.12
5010001000	00 Regular Salaries	101,202.61	0	101,202.61
5010001100	NBR - Personal Svs.	0	-8,466.19	-8,466.19
5010001600	NBR - Emp Benefits	0	-1,934.59	-1,934.59
5010001900	Stipends	1,380.00	0	1,380.00
5010002000	01 Extra Help Sal	4,944.47	0	4,944.47
5010005000	03 FICA & Medic Exp	7,314.27	0	7,314.27
5010006000	03 Ben Ins Exp HAL	12,600.00	0	12,600.00
5010006500	Agency Cost of ARCAP	923.54	0	923.54
5010007000	03 Retirement Exp	15,391.33	0	15,391.33
5010091000	NBR-Comp Ab. Expense	0	-20,660.56	-20,660.56
**	Salary Expense	143,756.22	-31,061.34	112,694.88
5020001000	Postage	466.66	0	466.66
5020002000	Telecomm Wired	992.05	0	992.05
5020003500	02 Connectivity	636.25	0	636.25
5020004000	Network Services Exp	1,107.59	0	1,107.59
5020004200	Internet Serv-Tech	347.5	0	347.5
5020004300	02 Server &Email Svc	640.5	0	640.5
5020005000	Freight	95.41	0	95.41
5020006000	NBR Com & Trans Com	11,953.93	-946.01	11,007.92
**	Communication & Transp. of Commod	16,239.89	-946.01	15,293.88
5030001000	Printing	2,924.20	-1,839.63	1,084.57

5030002000 Bind Copy Collate	2,175.72	0	2,175.72
5030003000 Advertise Clip Svc	0	0	0
5030004100 NBR Printing & Adv.	0	-668.66	-668.66
** Printing & Advertising	5,099.92	-2,508.29	2,591.63
5030005000 02-Bldg & Grds Maint	1,982.71	0	1,982.71
5030005100 Pest Control CI 02	209.28	0	209.28
5030005200 Major Building Proj.	53,800.00	-32,200.00	21,600.00
** Repairing & Servicing	55,991.99	-32,200.00	23,791.99
5040001000 Electricity	1,158.60	0	1,158.60
5040003000 Water & Sewage	1,095.61	0	1,095.61
5040003100 02 Water	115.73	0	115.73
5040004000 Natural Gas Propane	134.54	0	134.54
5040005000 Rent of Facilities	0	0	0
5040007000 Rent of Office Equip	167.24	-167.24	0
5040008500 02 Rent-Data Proc Eq	1,530.00	0	1,530.00
5040011000 Other Rent & Leases	1,424.48	-786.3	638.18
5040012000 NBR -Utilities & Ren	261.57	-196.54	65.03
** Utilities & Rent	5,887.77	-1,150.08	4,737.69
5050004100 09 - Meals	51.28	0	51.28
5050004200 09 - Lodging	1,256.58	0	1,256.58
5050006000 09 Common Carrier	50	0	50
5050010000 09 Ground Transport	72.83	0	72.83
5050012000 09 PRKNG FEES TRAVEL	113.36	0	113.36
5050014000 09 Other Travel Exp	74.6	0	74.6
5050020100 02Bd Mmbr Trav Meals	369.72	0	369.72
5050020200 02Bd Mmbr Trav Lodg	2,085.44	0	2,085.44
5050020300 02Bd Mmbr Trav Other	1,090.15	0	1,090.15
5050020400 02BdMbr Trvl Mileage	2,056.92	0	2,056.92
** Travel & Subsistence	7,220.88	0	7,220.88
5060001000 Professional Adm Fee	3,470.00	0	3,470.00
5060002000 Eng & Architect Fees	70,575.51	-64,800.00	5,775.51
5060002100 Reimb Eng & Arch	0	0	0
5080015000 02 MiscTech SrvNonIT	87.2	0	87.2
** Professional Services & Fees	74,132.71	-64,800.00	9,332.71
5070001000 Surety Perform Bonds	20.82	0	20.82
5070003000 Bld Contents Ins	914.19	0	914.19
** Insurance & Bonds	935.01	0	935.01
5080002200 EFT PROCESSING FEES	2,738.60	0	2,738.60
5080009000 Janitorial Service	1,662.80	0	1,662.80
5080013000 Security Services	216.87	0	216.87
5080014100 Recycling Services	227.49	0	227.49
5080029000 NBR - Other Exp, Svs	3,267.76	-921.75	2,346.01
** Other Expenses & Services	8,113.52	-921.75	7,191.77
5090006000 Office Supplies	665.48	0	665.48
5090018000 Subscriptions Pubs	131.38	0	131.38
5090019000 Food Purchases	779.82	0	779.82
5090022000 02-Kit,Jan,House Sup	145.88	0	145.88
** Commodities, Materials & Supplies	1,722.56	0	1,722.56
5110002000 02 Other Refunds	1,970.00	-300	1,670.00
** Refunds, Taxes & Claims	1,970.00	-300	1,670.00
5901020000 Depr Expense (Full)	8,193.55	0	8,193.55
** Depreciation/Amortization	8,193.55	0	8,193.55
6990001000 Prior Yr Warr Outlaw	0	-198.72	-198.72
6990003000 Prior Yr Ref to Exp	0	-85	-85
** Prior Year Adjustment	0	-283.72	-283.72
*** BALANCE	12,242,190.01	-12,242,190.01	0

Arkansas State Board of Licensure
For
Professional Engineers And Professional Surveyors
623 Woodlane Dr. Little Rock, AR 72201
Agenda for January 10, 2017 Board meeting

1. 10:00 a.m. Call to order President Beasley

2. Consent Agenda
 - a. Approve Meeting Minutes of November 8 and 16, 2016.
 - b. Conditionally licensed registrants
 - i. PE Comity and Temporary Permits (with Model Law Engineer qualifications)
 - ii. EI's & SI's
 - iii. COA's
 - c. Executive Director recommendations

3. Administrative Items
 - a. Financial Report for October and November 2016
 - b. Building Committee Report-Phase 2 Interior Renovation
 - c. Arkansas Attorney General's Report
 - d. SOFI Reminder
 - e. Expenses and Stipends

4. Applicants/discuss applications lists
 - a. Board Approved Survey Programs
 - b. Applications recommended for discussion by the Executive Director and items removed from sections 2.b. and 2.c. of the consent agenda.

5. Complaint Committee Report
 - a. Complaint Status Report
 - b. Case Management Statistics
 - c. Complaint Committee Consent Agenda

6. Board Topics
 - a. Reimbursement Amounts for 2017 NCEES Northeast/Southern Zone Interim Meeting
 - b. Report and vote for delegates for the NCEES 2017 Northeast/Southern Zone Meeting
 - c. Next Board Meeting February TBA

Lunch will be served at approximately 11:30 am