

Arkansas State Board of Licensure
for Professional Engineers and Professional Surveyors
Minutes – September 12, 2017

A meeting of The Board was convened at 10:00 a.m. in the Board Room at 623 Woodlane Dr, Little Rock, Arkansas, by President Scott Bennett. Other Members present were Rod Williams, Ivan Hoffman, Jim Engstrom, David Beasley, and Kyle Salyer (Moore, Scott, and Young absent). Others attending included Executive Director Heather Richardson, Asst. Executive Director Linda Stone, Chief Investigator Grant Grigg, Agency Counsel Julie Chavis, Asst. Attorney General, and Terry Rowe, PS Comity Applicant.

The Consent Agenda (Item 2) was reviewed and motion made (Beasley moved, Williams seconded) and carried to ratify the following:

- a. Minutes of July 11 & August 8, 2017,
- b. Conditionally licensed P.E.'s, Temporary Permits (with Engineer Model Law Qualifications), E.I.'s, S.I.'s and C.O.A.'s, marked as 2.b.i., 2.b.ii., and 2.b.iii. (lists attached)
- c. Executive Director Recommendations;
 - 1) Approve for Licensure:

Mohammad Badrul Ahsan	EI
Hayden A. Dwyer	PE, Subject to passing the PE Exam
Don Charles Harding	PE
Ali Hekmat	PE
Vineeta Jayaram	PE
Hussam F. Kakish	PE
Samuel Deiter Keske	PE
Michael J. Lynch	PE
Yogesh Jashbhai Patel	PE
Rishikesh Manohar Sawant	PE
Geoffrey Trent VanAllen	PE
 - 2) Deny:

Daniel Erie Eaves PE Comity, based upon not meeting the current nor prior Rules of the Board.
Christopher Mehdi Mansuri PE Comity, based upon not meeting the current nor prior Rules of the Board.

The following administrative matters (Item 3) were discussed with action noted as needed:

- a. Financial Reports for June 2017 (end of FY17) and July 2017, motion was made (Hoffman moved, Williams seconded) and carried to accept the Financial Reports (Cash Fund, Revenue Reconciliations, Zarrant Check Activity, Payroll Posting, and AASIS Trial Balance) as presented (attached).
- b. Ms. Richardson presented the FY2016 year-end balances and motion was made (Williams moved, Engstrom seconded) and carried to accept the report.

Treasury Balance	\$698,343.96
Investments CD	\$189,000.95
Appropriation (\$616,921.00) balance	\$144,205.29
Construction appropriation cost (\$550,000.00)*	\$ 36,552.43
FY17 obligations (45 day rule invoked)	
Contractor	\$ 24,065.00
Design Professional**	\$ 1,552.23
*Final Building Cost	\$481,181.15
**Final Design Professional Cost	\$ 38,051.83
Ending Revenue	\$648,596.83
FY2018 Appropriation	\$599,911.00
FY2019 Appropriation	\$600,034.00
- c. Ms. Chavis reported that Connie Watkins filed a Motion for Oral Argument which was denied by the Court of Appeals.

The Board discussed, and acted upon, the following:

- Terry Lee Rowe PS – Comity applicant, addressed the Board regarding his application. After discussion, motion was made (Hoffman moved, Williams seconded) and carried to approve license by comity, subject to passing the Arkansas Specific Exam
- Michelle Abina Daniel PE – Approve license by comity, subject to verification that she has not practiced engineering in Arkansas without a license, motion made (Williams moved, Beasley seconded) and carried.

Jarryd C Tibbetts PE– Approve license by comity, motion made (Williams moved, Hoffman seconded) and carried.

Juan Carlos Araiza PE – Defer, he needs to provide a degree evaluation which meets the NCEES Engineering Education Standard, motion made (Beasley moved, Williams seconded) and carried.

Craig J. Barron PS – Approve license by comity, subject to passing the Arkansas Specific Exam, motion made (Hoffman moved, Beasley seconded) and carried.

Maranda Leslie Davis PE – Approve license by comity, motion made (Williams moved, Hoffman seconded) and carried (Engstrom opposed).

Bradley Edward Ferrell EI – Deny license, motion made (Engstrom moved, Beasley seconded) and carried, based upon needing an EAC of ABET or equivalent degree.

Michael Gene Hernandez PE – Deny license by comity, motion made (Engstrom moved, Beasley seconded) and carried based upon not meeting the current nor prior Rules of the Board. Further motion was made (Beasley moved, Engstrom seconded) and carried to refer his application to the Complaint Committee for investigation.

Mitchell Glenn Labiche PE – Approve license by comity, motion made (Beasley moved, Williams seconded) and carried (Hoffman and Salyer opposed).

David Lewis Love PE – Deny license by comity, motion made (Engstrom moved, Beasley seconded) and carried, based upon not meeting the current nor prior Rules of the Board.

Wayanda Siwauni Parkes PE– Approve license by comity, motion made (Beasley moved, Williams seconded) and carried.

John R. Millett PE 8708 – Approve reinstatement, motion was made (Engstrom moved, Beasley seconded) and carried.

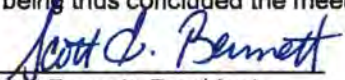
On behalf of the Complaint Committee, Mr. Grigg presented the following:

- Status of Complaints (attached)
- We will be scheduling an Administrative Hearing in January.
- Case #2017-05 Jason Needham, PE, a fully executed Consent Agreement. Mr. Needham agreed that in lieu of a formal hearing, he would accept the Order and his Professional Engineer's license is hereby revoked.

The following Board Topics were discussed:

- Upcoming Board meeting will be November 14, 2017 at 10:00am.
- Dr. Beasley received the 2017 ABET Fellow Award in recognition of exceptional dedication and leadership of the Engineering Accreditation Commission and for significant contributions to accreditation criteria.

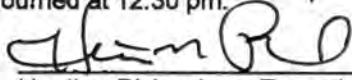
Business being thus concluded the meeting adjourned at 12:30 pm.



Scott Bennett, President

11-17-17

Date



Heather Richardson, Executive Director

11/17/2017

Date

2.a.i - P.E.'s, Temporary Permits (with Model Law Qualifications), reapply due to 3 times fail exam, & reinstatements

PE #	Last	Middle Name	First	Type	Comity State	Temp #
10009	Pickering	Thomas	C.	PE - C	OH	
12012	Hall	William	Chris	PE - O		
13782	Boothe	Kevin	Martyn	PE - C	MO	
17797	Beaulieu	Brian	Julien	PE - C		
17798	Cooper	Kevan	J.	PE - C		
17799	Dennis	Michael	S.	PE - C		
17800	Kubista	Kyle	P.	PE - C		
17801	McKee	Heath	Quentin	PE - C		
17802	Paz	Robin	Michelle	PE - C		
17803	Doyle	Raymond	Ernest	PE - C		
17804	Fulton	Paul	Edward	PE - C		
17805	Gooderum	David	R.	PE - C		
17806	Maille	Dennis	P.	PE - C		
17807	Niedziela	Philip	E.	PE - C		
17808	Partridge	Blakeslee	A.	PE - C		
17809	Petitt	Jason	Levi	PE - C		
17810	Wilcox	Russell	Joseph	PE - C		
17811	Cameron	Christina	Joyce	PE - C		
17812	Pedersen	Dallin	Burke	PE - C		
17813	Pierce	Mark	D.	PE - C		
17814	Flood	Brian	M.	PE - C		
17815	Barkhimer	Jason	Michael	PE - C		
17816	Jones	Clint	Rhian	PE - C		
17817	Stumpf	Taylor	C.	PE - C		
17818	Jakesch	Donald	Alfred	PE - C		
17819	Chapman	James	Allen	PE - C		
17820	Coffman	Bradley	F.	PE - C		
17821	Hoffman	Andrew	Stephen	PE - C		
17822	Jansen	William	J.	PE - C		
17823	Pietz	Kenny	Jay	PE - C		
17824	Smedley	Sarah	A.	PE - C		
17825	Sutton	Peter	D.	PE - C		
17826	Flowers	Scott	D.	PE - C		
17827	Garcia	George	Joey	PE - C		
17828	Owens	Michael	Douglas	PE - C		
17829	Petermann	Jason	S.	PE - C		
17830	Sorenson	James	Patrick	PE - C		
17831	Steenon	Michael	S.	PE - C		
17832	Hanson	Eric	A.	PE - C		
17833	Marvin	Edith	Ann	PE - C		
17834	Ebisch	Travis	G.	PE - C		
17835	Edwards	Joseph	P.	PE - C		
17836	Hargrave	Micah	L.	PE - C		
17837	Miles	James	Patrick	PE - C		
17838	Peleschak	Nathan	Daniel	PE - C		

Agenda Items 2.b.i., 2.b.ii., 2.b.iii.

17839	Warden	Robert	Wickliffe	PE - C		
17840	Kidd	Jeffrey	Lee	PE - C		
17841	Kirkendoll	Jordan	Shane	PE - C		
17842	Hines	John	Clinton	PE - C		
17843	Kamel	Michael	Gergis Farouk	PE - C		
17844	O'Brien	Sean	M.	PE - C		
17845	O'Connor	Jeffrey	Hull	PE - C		
17846	Rogers	Bill	Quinten	PE - C		
17847	Wirtz	Thomas	James	PE - C		
17848	Sabacky	Steven	B.	PE - C		
17849	Wallace	Christopher	C.	PE - C		
17850	Dugger	Jessica		PE - C		
17851	Isner	Keith	Allen	PE - C		
17852	Lanier	Bryan	K.	PE - C		
17853	Oden	Larry	James	PE - C		
17854	Wible	Laura		PE - C		
17855	Geary	Ronald		PE - C		
17856	Rucker	Aaron	Thomas	PE - C		
17857	Sesi	Serenus	Lane	PE - C		
17858	Russum	Daniel	Allen	PE - C		
17859	Vazquez	Carlos		PE - C		
17861	Bates	Jared	Thomas	PE - C		
17862	Leigh	Robert	A.	PE - C		
17863	Kuntz	Philip		PE - C		
17864	Burns	Marvin	A.	PE - C		
17865	Perry	Mike		PE - C		
17866	Knight	Eric	Michael	PE - C		
17867	Hodridge	Steven		PE - C		
17868	Hinton	Mark	D	PE - C		
17869	Towery	Jonathan	Lawrence	PE - C		
17870	Ellermann	David	A	PE - C		
17871	Lemaster	Gregory	Adam	PE - C		
17872	Stevens	Ellen	W	PE - C		

2.a.ii - SI's & E.I's

Intern #	Last	Middle Name	First	Type
8764	Bridges	Chris		EI
8765	Gilstrap	Derek	Kennett	EI
8766	Norwood	Jason	T.	EI
8767	Phillips	Patrick	Ross	EI
8768	Vance	Kelly	B.	EI
8769	Buchner	Joshua	Kyler	EI
8770	Leblanc	Andrew	Christopher	EI
8771	Norton	Joshua	David	EI
8772	Makune	Irene	J.	EI
8773	Hukkanen Ward	Nathan	D.	EI

Agenda Items 2.b.i., 2.b.ii., 2.b.iii.

8777	Baker	Ethan	Ryan Benton	EI
8778	Zapata	Rebecca		EI

2.a.iii - COA's (Certificates of Authority)

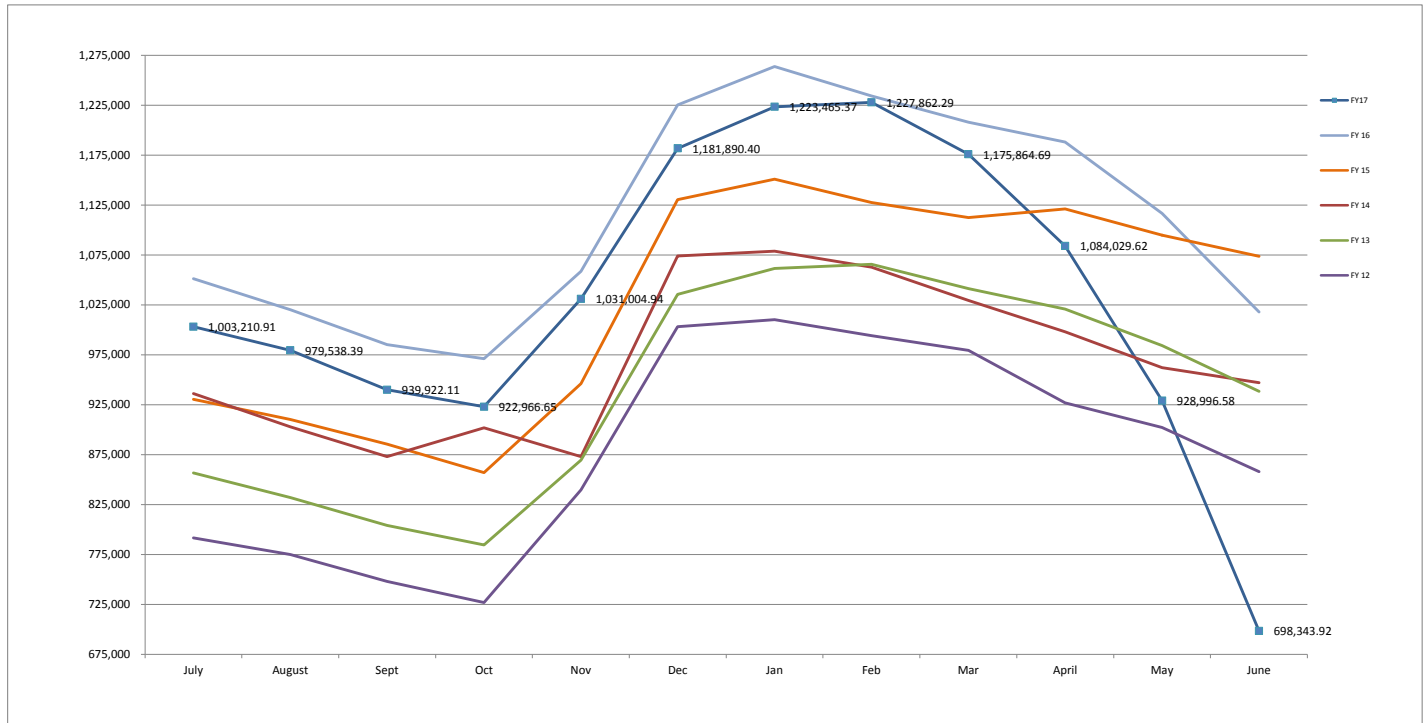
COA #	Company Name	Address	City	State	Zip	Type	AR PE/PS in CHG
3285	Briar Creek Engineering, PLLC	8266 Reveille Valley Rd	Magazine	AR	72943-8014	Engineering	Seth Holt PE #17422
3286	Menard, Inc.	5311 Kane Rd.	Eau Claire	WI	54703-9822	Engineering	Nathan Peleschak PE #17838

CI	Funds Ctr/CI Title	2017		Blocked	Adjusted Appropriation	Estm'd Salary Holding	FY17 Budgeted Amount	Month												Total Expenditures	Remaining Allotment
		Appropriation	Adjustment					July	August	September	October	November	December	January	February	March	April	May	June		
00	Salaries	284,554	0	14507	270,047	0	270,047	19,056.79	18,896.81	27,055.29	19,436.87	18,136.85	17,836.81	18,956.82	18,196.83	27,115.24	17,836.86	18,256.83	23,902.55	244,684.55	25,362.45
01	Extra Help	12,000	0	0	12,000	0	12,000	947.12	944.25	1,299.07	898.47	855.56	1,118.80	1,190.34	1,004.34	1,259.01	1,144.55	426.34	171.69	11,259.54	740.46
03	Matching	94,347	0	4116	90,231	0	90,231	6,892.14	6,864.79	8,760.26	7,026.47	6,685.48	6,720.83	6,924.87	6,724.05	8,863.60	6,727.57	6,600.60	7,855.61	86,646.27	3,584.73
02	Operating Expense	208,649	0	0	208,649	0	208,649	7,173.63	4,376.38	28,971.52	4,528.02	5,824.11	(11,938.40)	20,000.28	6,320.57	3,081.72	4,738.23	4,685.13	24,732.51	102,493.70	106,155.30
09	Travel	10,227	0	0	10,227	0	10,227	-	-	1,618.65	-	-	-	-	-	-	-	-	450.00	2,068.65	8,158.35
10	Prof. Fees	7,144	0	0	7,144	0	7,144	-	-	-	-	3,470.00	-	-	-	-	-	-	3,470.00	6,940.00	204.00
5	Construction	0	0	0	0	0	0	-	-	-	-	-	-	-	-	-	-	-	-	-	-
25	Char 25-Don't asg GL	0	0	0	0	0	0	-	-	-	-	-	-	-	-	-	-	-	-	-	-
Total		\$ 616,921	\$ -	18623	598,298	0	598,298	\$ 34,069.68	\$ 31,082.23	\$ 67,704.79	\$ 31,889.83	\$ 34,972.00	\$ 13,738.04	\$ 47,072.31	\$ 32,245.79	\$ 40,319.57	\$ 30,447.21	\$ 33,438.90	\$ 57,112.36	\$ 454,092.71	\$ 144,205.29
02	Operating Expense	0	\$ 504,150	0	504,150	0	504,150	\$ -	\$ -	\$ -	\$ -	\$ -	\$ 2,220.00	\$ 3,819.40	\$ 2,395.90	\$ 38,290.90	\$ 77,612.90	\$ 147,610.00	\$ 203,671.68	\$ 475,620.78	\$ 28,529.22
10	Prof. Fees	0	\$ 45,850	0	45,850	0	45,850	\$ -	\$ -	\$ -	\$ -	\$ 5,775.51	\$ 23,094.50	\$ 357.18	\$ 2,200.00	\$ 1,900.00	\$ 1,980.00	\$ 1,550.00	\$ 969.60	\$ 37,826.79	\$ 8,023.21
5	Construction	0	0	0	0	0	0	\$ -	\$ -	\$ -	\$ -	\$ -	\$ -	\$ -	\$ -	\$ -	\$ -	\$ -	\$ -	\$ -	\$ -
857C Construction		\$ -	\$ 550,000	\$ -	\$ 550,000	\$ -	\$ 550,000	\$ -	\$ -	\$ -	\$ -	\$ 5,775.51	\$ 25,314.50	\$ 4,176.58	\$ 4,595.90	\$ 40,190.90	\$ 79,592.90	\$ 149,160.00	\$ 204,641.28	\$ 513,447.57	\$ 36,552.43
** Total		\$ 616,921	\$ 550,000	\$ 18,623	\$ 1,148,298	\$ -	\$ 1,148,298	\$ 34,069.68	\$ 31,082.23	\$ 67,704.79	\$ 31,889.83	\$ 40,747.51	\$ 39,052.54	\$ 51,248.89	\$ 36,841.69	\$ 80,510.47	\$ 110,040.11	\$ 182,598.90	\$ 261,753.64	\$ 967,540.28	\$ 180,757.72

	July	August	Sept	Oct	Nov	Dec	Jan	Feb	Mar	April	May	June	Revenue year to date
AASIS Total w/Adjustments	15,865.00	16,545.00	17,635.00	13,350.00	164,030.00	234,705.00	40,223.43	30,345.00	24,170.00	17,300.00	25,025.00	29,650.00	\$628,843.43
4049003000 Interest-Treas	2,023.03	1,571.03	778.47	794.37	1,005.77	928.03	1,745.56	2,037.16	2,710.62	2,015.04	2,089.61	1,488.77	\$19,187.46
4049007000 Interest-CD's	43.60	98.41	-	-	142.59	-	142.70	-	-	43.22	-	-	\$55.94
Revenue total	17,931.63	18,214.44	18,413.47	14,144.37	165,178.36	235,633.03	42,111.69	32,382.16	26,880.62	19,358.26	27,114.61	31,234.19	\$648,596.83

Revenue/Expen	July	August	Sept	Oct	Nov	Dec	Jan	Feb	Mar	April	May	June	Revenue year to date
	\$ (16,138.05)	\$ (12,867.79)	\$ (49,291.32)	\$ (17,745.46)	\$ 124,430.85	\$ 196,580.49	\$ (9,137.20)	\$ (4,459.53)	\$ (53,629.85)	\$ (90,681.85)	\$ (155,484.29)	\$ (230,519.45)	-\$318,943.45

1120001000 CD's Balance	July	August	Sept	Oct	Nov	Dec	Jan	Feb	Mar	April	May	June	Committments
	188,478.61	188,577.02	188,577.02	188,577.02	188,719.61	188,719.61	188,862.31	188,862.31	188,862.31	188,905.53	188,905.53	189,000.95	
Cash in State Treasury Fund Balance FY17	1,003,210.91	979,538.39	939,922.11	922,966.65	1,031,004.94	1,181,890.40	1,223,465.37	1,227,862.29	1,175,864.69	1,084,029.62	928,996.58	698,343.92	25,617.23 02 construction
Cash in State Treasury Fund Balance FY16	1,051,363.67	1,020,043.11	985,160.44	970,973.31	1,058,524.89	1,225,340.94	1,263,677.73	1,234,354.94	1,207,899.78	1,188,287.76	1,116,814.04	1,017,972.56	
Cash in State Treasury Fund Balance FY15	930,434.09	910,304.89	885,550.00	857,008.56	946,010.48	1,130,574.19	1,150,879.53	1,127,630.93	1,112,401.97	1,121,157.49	1,095,000.01	1,073,722.38	
Cash in State Treasury Fund Balance FY14	936,113.10	902,906.19	873,059.38	901,833.57	873,059.38	1,074,138.68	1,078,802.37	1,062,925.51	1,029,406.70	997,978.78	962,023.37	947,010.07	\$ 25,617.23 total
Cash in State Treasury Fund Balance FY13	856,824.56	832,025.98	804,146.45	784,629.37	869,350.59	1,035,446.38	1,061,635.32	1,065,694.66	1,041,365.09	1,020,708.32	984,184.68	938,483.10	
Cash in State Treasury Fund Balance FY12	791,766.34	774,783.81	747,996.30	726,738.84	839,826.76	1,003,321.67	1,010,340.03	994,139.79	979,593.84	926,960.02	902,284.72	858,103.60	



**Board of Licensure for Prof Engineers and Prof Surveyors (0236)
FY17 Revenue Reconciliation for the Month ending June 2017**

AASIS Revenue

	<u>Amounts</u>
Application Fees (4041002000)	\$ 19,200.00
Certificate Fees (4041004000)	\$ -
Testing Fees (4041005000)	\$ 400.00
Renewal Fees (4041007000)	\$ 9,630.00
Other Fees (4041028000)	\$ 150.00
Fines and Penalties (4042001000)	\$ -
Reinstatement Fees (4041041000)	\$ 200.00
AASIS Total:	\$ 29,580.00

Adjustments

PELS current month receipts posted in AASIS in subsequent (+)	2,825.00
PELS prior month receipts posted in AASIS in current (-)	(2,755.00)
AASIS current month receipts reversed in subsequent	0.00
AASIS prior month receipts reversed in current	0.00
AASIS Balance Forward:	\$ 29,650.00

PELS receipts

Application Fees (4041002000)	\$ 18,500.00
Certificate Fees (4041004000)	\$ -
Testing Fees (4041005000)	\$ 300.00
Renewal Fees (4041007000)	\$ 10,400.00
Other Fees (4041028000)	\$ 150.00
Fines and Penalties (4042001000)	\$ -
Reinstatement Fees (4041041000)	\$ 300.00
Misc Revenue (4047099000)	\$ -
PELS Balance Forward:	\$ 29,650.00

Overage/Shortage (AASIS Balance Forward / PELS Balance Forward): \$ -



Explanation for discrepancy:

Attachment: Financial Comparison AASIS to PELS: Jun-17

The information on this schedule accurately reflects the cash receipts that have been received and deposited by this agency during the stated month. The total receipts and total deposits have been reconciled to AASIS.

All figures noted on this report have been verified by reviewing the deposit register and trial balance for the stated month. Any discrepancies have been investigated and resolved.

All receipt numbers and licenses issued have been accounted for. Any discrepancies have been investigated and resolved.

 Assistant Executive Director	7/14/2017 Date
 Executive Director	7/14/2017 Date

FINANCIAL COMPARISON AASIS TO PELS

		AASIS					PELS			Reconciliation		
AASIS Code	GL Acct	totals	Current month receipts posted in subsequent	prior month receipts posted in current	Current month receipts reversed in subsequent	Prior month receipts reversed in current	AASIS Balance Forward	PELS Deposit Summary	PELS Balance Forward	AASIS Balance Forward	PELS Balance Forward	Overage /Shortage
255	4041002000	19,200.00	775.00	(1,475.00)	0.00	0.00	18,500.00	18,500.00	18,500.00	18,500.00	18,500.00	0.00
257	4041004000	0.00	0.00	0.00	0.00	0.00	0.00	0.00	0.00	0.00	0.00	0.00
258	4041005000	400.00	0.00	(100.00)	0.00	0.00	300.00	300.00	300.00	300.00	300.00	0.00
260	4041007000	9,630.00	1,950.00	(1,180.00)	0.00	0.00	10,400.00	10,400.00	10,400.00	10,400.00	10,400.00	0.00
281	4041028000	150.00	0.00	0.00	0.00	0.00	150.00	150.00	150.00	150.00	150.00	0.00
539	4041041000	200.00	100.00	0.00	0.00	0.00	300.00	300.00	300.00	300.00	300.00	0.00
284	4042001000	0.00	0.00	0.00	0.00	0.00	0.00	0.00	0.00	0.00	0.00	0.00
586	4047099000	0.00	0.00	0.00	0.00	0.00	0.00	0.00	0.00	0.00	0.00	0.00
		29,580.00	2,825.00	(2,755.00)	0.00	0.00	29,650.00	29,650.00	0.00	29,650.00	29,650.00	0.00

Reconciling items

4041002000 4041004000 4041005000 4041007000 4041028000 4041041000

PELS items	PELS post date	AASIS Doc #	applications	certificate	exams	renewals	Temp	Reinstate	Totals
June posted in	6/29/2017	52151111				320		100	420
July	6/29/2017	14551891	625				610		1235
	6/30/2017	14552018	150				1020		1170
									0
									0
									0
									0
									0
									0
									0
									0
PELS receipts posted in Subsequent			775	0	0	1950	0	100	2825
May posted in	5/25/2017	14548134	250			220			470
	5/30/2017	14547805	525			460			985
June	5/31/2017	14548138	700		100	500			1300
									0
									0
									0
									0
									0
									0
									0
									0
PELS receipts posted from prior			1475	0	100	1180	0	0	2755

Payroll Posting Report

Cost Center 188230

3.a.iv

5010001000 Regular Salaries Staff

June

FY17

FOR period start date	For-period end date	Personnel Number	Name of Employee or Applicant	Wage Type Long Text	Amount	Posting document
5/21/2017	6/3/2017	84350	GRANT GRIGG	1274 Child Ed Act Leave	81.93	8053517
		84350	GRANT GRIGG	1252 Sick pay	136.55	8053517
		84350	GRANT GRIGG	1200 Regular working time	1,747.81	8053517
		84350	GRANT GRIGG	1211 Holiday premium	218.48	8053517
			GRANT GRIGG		2,184.77	
		1185	HEATHER N RICHARDSON	1211 Holiday premium	273.10	8053517
		1185	HEATHER N RICHARDSON	1200 Regular working time	2,065.35	8053517
		1185	HEATHER N RICHARDSON	1251 Vacation pay	68.28	8053517
		1185	HEATHER N RICHARDSON	1251 Vacation pay	51.21	8053517
		1185	HEATHER N RICHARDSON	1252 Sick pay	273.10	8053517
			HEATHER N RICHARDSON		2,731.04	
		28444	LINDA S STONE	1211 Holiday premium	161.02	8053517
		28444	LINDA S STONE	1200 Regular working time	1,227.77	8053517
		28444	LINDA S STONE	1251 Vacation pay	20.13	8053517
		28444	LINDA S STONE	1251 Vacation pay	110.70	8053517
		28444	LINDA S STONE	1251 Vacation pay	40.25	8053517
		28444	LINDA S STONE	1252 Sick pay	50.32	8053517
			LINDA S STONE		1,610.19	
		19356	MARILYN F SMITH	1200 Regular working time	1,036.44	8053517
		19356	MARILYN F SMITH	1250 Holiday pay	115.16	8053517
			MARILYN F SMITH		1,151.60	
		28472	VIRGINIA S DAVIS	1200 Regular working time	1,116.75	8053517
		28472	VIRGINIA S DAVIS	1250 Holiday pay	124.08	8053517
			VIRGINIA S DAVIS		1,240.83	
					8,918.43	
FOR period start date	For-period end date	Personnel Number	Name of Employee or Applicant	Wage Type Long Text	Amount	Posting document
6/4/2017	6/17/2017	84350	GRANT GRIGG	1200 Regular working time	1,966.28	8085209
		84350	GRANT GRIGG	1171 Merit Lump Sum Payn	1,136.10	8085209
		84350	GRANT GRIGG	1252 Sick pay	218.48	8085209
			GRANT GRIGG		3,320.86	
		1185	HEATHER N RICHARDSON	1171 Merit Lump Sum Payn	2,130.13	8085209
		1185	HEATHER N RICHARDSON	1200 Regular working time	2,731.04	8085209
			HEATHER N RICHARDSON		4,861.17	
		28444	LINDA S STONE	1171 Merit Lump Sum Payn	1,255.90	8085209
		28444	LINDA S STONE	1252 Sick pay	60.38	8085209
		28444	LINDA S STONE	1200 Regular working time	1,549.80	8085209
			LINDA S STONE		2,866.08	
		19356	MARILYN F SMITH	1171 Merit Lump Sum Payn	898.35	8085209
		19356	MARILYN F SMITH	1200 Regular working time	730.55	8085209
		19356	MARILYN F SMITH	1252 Sick pay	17.99	8085209
		19356	MARILYN F SMITH	1251 Vacation pay	115.16	8085209
		19356	MARILYN F SMITH	1251 Vacation pay	115.16	8085209
		19356	MARILYN F SMITH	1251 Vacation pay	57.58	8085209
		19356	MARILYN F SMITH	1251 Vacation pay	115.16	8085209
			MARILYN F SMITH		2,049.95	
		28472	VIRGINIA S DAVIS	1252 Sick pay	7.76	8085209
		28472	VIRGINIA S DAVIS	1200 Regular working time	1,233.08	8085209
		28472	VIRGINIA S DAVIS	1171 Merit Lump Sum Payn	645.22	8085209
			VIRGINIA S DAVIS		1,886.06	
					14,984.12	

5010002000 Extra Help

FOR period start date	For-period end date	Personnel Number	Name of Employee or Applicant	Wage Type Long Text	Amount	Posting document
5/21/2017	6/3/2017	56639	SHIRLEY BYERS	1200 Regular working time	114.46	8053517
		56639	SHIRLEY BYERS	1250 Holiday pay	57.23	8053517
			SHIRLEY BYERS		171.69	
					171.69	

FY17 Periods 1 - 12 (July - June)	Debit	Credit	Balance
1000236001 CJ ELS 0236 # 001	3,310.00	-3,310.00	0
1010103000 Petty Cash	200	-200	0
** Cash On Hand	3,510.00	-3,510.00	0
1100001000 Treasury	1,086,497.27	-384,962.36	701,534.91
1100001001 Treasury Outgoing	36,878.48	-50,297.61	-13,419.13
1100001005 Treasury Tnsfrs Out	11,470.02	-11,470.02	0
1100001006 Treasury Tnsfrs In	4,028.39	-4,028.39	0
* Cash Available to Spend	1,138,874.16	-450,758.38	688115.78
1100001002 Treasury Incoming	6,069.41	-6,069.41	0.00
1100001004 Treasury EFT In	4,366,910.01	-4,366,910.01	0
* Deposits in Transit	4,372,979.42	-4,372,979.42	0
** Cash in State Treasury	5,511,853.58	-4,823,737.80	688115.78
1100002000 Non-AASIS House Bank	8,933.00	-8,933.00	0.00
** Cash in Bank	8,933.00	-8,933.00	0
1120001000 Invest CD	313,945.12	-124,944.17	189000.95
** Investments	313,945.12	-124,944.17	189,000.95
1130001000 Customer AR	1,000.00	-1,000.00	0.00
** Customer Receivables	1,000.00	-1000	0.00
1140003100 Int Agy Due to/from	1,265.00	-1265	0.00
1140003300 Payroll Fund DT/DF	11,211.93	-11,211.93	0
** Interfund Receivable	12,476.93	-12,476.93	0
1160001000 Accrued Interest	2,475.15	-2,475.15	0
** Accrued Income	2,475.15	-2,475.15	0
1190002000 PP Exp - Accrual Eng	2,530.00	-2,530.00	0
1190002500 PP Exp - YE Accruals	15,483.26	-15,483.26	0
** Pre-Paid Expenses	18,013.26	-18,013.26	0
1990110000 Land Improve (Mod)	69,366.19	0.00	69366.19
1990130000 Buildings (Modified)	1,118,138.67	0	1,118,138.67
1990150000 Equipment (Modified)	27,733.97	-26295.12	1,438.85
1990160000 Low Val Assets (Mod)	50,872.04	-403.13	50,468.91
1991100000 AUC (Modified)	132,883.27	-132883.27	0.00
** Modified Accrual Fixed Assets	1,398,994.14	-159581.52	1,239,412.62
1991320000 Land Improv FullCAFR	69,366.19	0.00	69,366.19
1991321000 Land Improv(FContra)	0.00	-69366.19	-69,366.19
1991340000 Buildings Full CAFR	1118138.67	0.00	1,118,138.67
1991341000 Buildings (F Contra)	0.00	-1118138.67	-1,118,138.67
1991360000 Equipment Full CAFR	37928	-36,489.15	1,438.85
1991361000 Equip. F Contra CAFR	10,194.03	-37,928.00	-27,733.97
1991370000 Low Val Asset (Full)	50,468.91	0.00	50,468.91
1991371000 LVA (Full Contra)	0.00	-75826.24	-75,826.24
1991420000 AUC (Full)	132883.27	-132,883.27	0.00
1991421000 AUC (Full Contra)	132,883.27	-132883.27	0.00
1992100000 AC Dep Lnd Imp(Full)	0	-16,287.63	-16,287.63
1992300000 AC Dep Bldg(Full)	0	-179,078.17	-179,078.17
1992500000 AC Dep Equipmnt(Full)	29700.58	-31,139.43	-1,438.85
1992600000 AC Dep LV Asset(Full)	403.13	-50,872.04	-50,468.91
** Full Accrual Fixed Assets	1581966.05	-1,880,892.06	-298,926.01
2110001000 Vendor AP	934.77	-934.77	0.00
2110001100 Vendor Accrued Liab	1,366.66	-1,366.66	0.00
2110002000 Employee AP	38.13	-38.13	0
2111001000 GRIR Clearing	1,228,998.88	-1,254,616.11	-25617.23
** Accounts Payable	1,231,338.44	-1,256,955.67	-25617.23
2110003000 Due To Other Funds	3,443.31	-3,443.31	0
2110004100 Inter Agency Due To	1,424.65	-1,424.65	0.00
** Interfund Due-To	4867.96	-4867.96	0
2115006000 Acc Salary & Ben YE	10342.43	-10342.43	0
** Payroll Liability	10,342.43	-10,342.43	0

2120002300 UseSaleTax AP Offset	0.00	-3.73	-3.73
2120003091 02 Use Tax Payable	92.80	0.00	92.8
2120003099 Use Tax Payable Accr	28.58	-127.75	-99.17
** Due to Revenue	121.38	-131.48	-10.1
2130001100 Unearned Income	447083.75	-447083.75	0
** Unearned Revenues	447083.75	-447083.75	0
2115007000 Comp Ab Current	3066.02	-3066.02	0
2230002000 NC Accr Comp Absence	17594.54	-17594.54	0
** Accrued Leave	20,660.56	-20,660.56	0
3000000000 Fund Equity Clearing	2,024,497.37	-2,293,186.37	-268689
3000002000 Fund Balance	44.44	-325,169.00	-325124.56
3000004000 Net Asset Restricted	13,328.56	0.00	13328.56
3900000000 Batch Input-Asset Ld	27,887.50	-10,194.03	17693.47
3902100000 Inv GFA Lnd Imp (Mod	0.00	-69,366.19	-69366.19
3902300000 Inv GFA Bldg (Mod)	0.00	-1,118,138.67	-1118138.67
3902500000 Inv GFA Equip (Mod)	26,295.12	-27,733.97	-1,438.85
3902600000 Inv GFA LVA(Modified	0	-50,468.91	-50,468.91
3902920000 Inv GFA AUC (Mod)	132,883.27	-132883.27	0.00
** Fund Balance	2,224,936.26	-4,027,140.41	-1,802,204.15
4041002000 APPLICATION FEES	0	-2,050.00	-2,050.00
4041007000 RENEWAL FEE	0	-3,050.00	-3,050.00
4041041000 REINSTATEMENT	0.00	-300.00	-300.00
** OR - Fees	0	-5,400.00	-5,400.00
4049007000 INTEREST CERT. DEP.	95.42	-95.42	0.00
** OR - Investment Revenue	95.42	-95.42	0.00
5010001000 00 Regular Salaries	8918.39	0.00	8,918.39
5010002000 01 Extra Help Sal	240.36	0	240.36
5010005000 03 FICA & Medic Exp	602.45	0.00	602.45
5010006000 03 Ben Ins Exp HAL	2520	0.00	2,520.00
5010006500 Agency Cost of ARCAP	99.82	0.00	99.82
5010007000 03 Retirement Exp	1350.91	0.00	1,350.91
** Salary Expense	13,731.93	0.00	13,731.93
5030005000 02-Bldg & Grds Maint	370.60	0.00	370.6
5030005100 Pest Control CI 02	263.78	0.00	263.78
** Repairing & Servicing	634.38	0.00	634.38
5040003100 02 Water	26.49	0.00	26.49
5040011000 Other Rent & Leases	225.35	0.00	225.35
** Utilities & Rent	251.84	0	251.84
5070003000 Bld Contents Ins	923.31	0	923.31
** Insurance & Bonds	923.31	0.00	923.31
5080014100 Recycling Services	48.55	0	48.55
** Other Expenses & Services	48.55	0.00	48.55
5090006000 Office Supplies	38.13	0.00	38.13
** Commodities, Materials & Supplies	38.13	0	38.13
*** BALANCE	12,808,241.57	-12808241.57	0.00

Board of Licensure for Prof Engineers and Prof Surveyors (0236)
FY18 Revenue Reconciliation for the Month ending July 2017

AASIS Revenue

Amounts

Application Fees (4041002000)	\$ 12,375.00
Certificate Fees (4041004000)	\$ -
Testing Fees (4041005000)	\$ 300.00
Renewal Fees (4041007000)	\$ 5,040.00
Other Fees (4041028000)	\$ 450.00
Fines and Penalties (4042001000)	\$ -
Reinstatement Fees (4041041000)	\$ 600.00
AASIS Total:	\$ 18,765.00

Adjustments

PELS current month receipts posted in AASIS in subsequent (+)	2,030.00
PELS prior month receipts posted in AASIS in current (-)	(2,825.00)
AASIS current month receipts reversed in subsequent	0.00
AASIS prior month receipts reversed in current	0.00
AASIS Balance Forward:	\$ 17,970.00

PELS receipts

Application Fees (4041002000)	\$ 13,250.00
Certificate Fees (4041004000)	\$ -
Testing Fees (4041005000)	\$ 500.00
Renewal Fees (4041007000)	\$ 3,270.00
Other Fees (4041028000)	\$ 450.00
Fines and Penalties (4042001000)	\$ -
Reinstatement Fees (4041041000)	\$ 500.00
Misc Revenue (4047099000)	\$ -
PELS Balance Forward:	\$ 17,970.00

Overage/Shortage (AASIS Balance Forward / PELS Balance Forward): **\$ -**


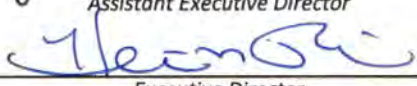
Explanation for discrepancy:

Attachment: Financial Comparison AASIS to PELS: **July 2017**

The information on this schedule accurately reflects the cash receipts that have been received and deposited by this agency during the stated month. The total receipts and total deposits have been reconciled to AASIS.

All figures noted on this report have been verified by reviewing the deposit register and trial balance for the stated month. Any discrepancies have been investigated and resolved.

All receipt numbers and licenses issued have been accounted for. Any discrepancies have been investigated and resolved.

 _____ Assistant Executive Director	8/14/2017 _____ Date
 _____ Executive Director	8/14/2017 _____ Date

FINANCIAL COMPARISON AASIS TO PELS

July 2017		AASIS					PELS			Reconciliation		
AASIS Code	GL Acct	totals	Current month receipts posted in subsequent	prior month receipts posted in current	Current month receipts reversed in subsequent	Prior month receipts reversed in current	AASIS Balance Forward	PELS Deposit Summary	PELS Balance Forward	AASIS Balance Forward	PELS Balance Forward	Overage /Shortage
255	4041002000	12,375.00	1,650.00	(775.00)	0.00	0.00	13,250.00	13,250.00	13,250.00	13,250.00	13,250.00	0.00
257	4041004000	0.00	0.00	0.00	0.00	0.00	0.00	0.00	0.00	0.00	0.00	0.00
258	4041005000	300.00	200.00	0.00	0.00	0.00	500.00	500.00	500.00	500.00	500.00	0.00
260	4041007000	5,040.00	180.00	(1,950.00)	0.00	0.00	3,270.00	3,270.00	3,270.00	3,270.00	3,270.00	0.00
281	4041028000	450.00	0.00	0.00	0.00	0.00	450.00	450.00	450.00	450.00	450.00	0.00
539	4041041000	600.00	0.00	(100.00)	0.00	0.00	500.00	500.00	500.00	500.00	500.00	0.00
284	4042001000	0.00	0.00	0.00	0.00	0.00	0.00	0.00	0.00	0.00	0.00	0.00
586	4047099000	0.00	0.00	0.00	0.00	0.00	0.00	0.00	0.00	0.00	0.00	0.00
		18,765.00	2,030.00	(2,825.00)	0.00	0.00	17,970.00	17,970.00	17,970.00	17,970.00	17,970.00	0.00

Reconciling items

4041002000 4041004000 4041005000 4041007000 4041028000 4041041000

PELS items	PELS post date	AASIS Doc #	applications	certificate	exams	renewals	Temp	Reinstate	Totals
July	7/27/2017	14555624	1150						1150
posted in	7/28-30/17	14556303	300		100	180			580
Aug	7/31/2017	14555879	200		100				300
PELS receipts posted in Subsequent			1650	0	200	180	0	0	2030
June									0
posted in	6/29/2017	52151111				320		100	420
July	6/29/2017	14551891	625			610			1235
	6/30/2017	14552018	150			1020			1170
PELS receipts posted from prior			775	0	0	1950	0	100	2825

July Fy18

Warrant	Pay Meth	Print Date	Reference	Vendor	Vendor Name	Source Doc	Doc Type	Cost Ctr	Assignment #	G/L Acct	Commitment Item	Warrant Amount	Invoice Amount	Line Amount	Cashed Date
1810003523	W	7/6/2017	INV N6570229	100167418	MAILFINANCE INC	51891935	RE	188210	518919352018	5040011000	502:00:02	214.45	214.45	214.45	7/18/2017
PY		7/7/2017	ARKPR01307			7128953	YB	188230		5010001000	501:00:00	8,918.39	8,918.39	5/31/1924	
PY		7/7/2017	ARKPR01307			7128953	YB	188230		5010002000	501:00:01	240.36	240.36	8/27/1900	
PY		7/7/2017	ARKPR01307			7128953	YB	188230		5010005000	501:00:03	602.45	602.45	8/24/1901	
PY		7/7/2017	ARKPR01307			7128953	YB	188230		5010006500	501:00:03	99.82	99.82	4/8/1900	
PY		7/7/2017	ARKPR01307			7128953	YB	188230		5010007000	501:00:03	1,350.91	1,350.91	9/11/1903	
1810007998	W	7/10/2017	INV 56393	100178352	HORTICARE & ASSOCIATES INCORPORATIO	1004239130	KR	188210	10042391302018	5030005000	502:00:02	370.6	370.6	1/4/1901	7/20/2017
1810012920	W	7/12/2017	TR-1	2000607	HEATHER N RICHARDSON	1004241817	KR	188210	0	5090006000	502:00:02	38.13	38.13	2/7/1900	7/17/2017
1810015371	W	7/12/2017	INV368111/365717	100031379	CURRYS TERMITE & PEST CONTROL OF	1004241957	KR	188210	10042419572018	5030005100	502:00:02	263.78	263.78	263.78	7/20/2017
1810016142	W	7/12/2017	2018 BLDG INS	9904250002	ARKANSAS INSURANCE DEPARTMENT	1004241801	KR	188210	10042418012018	5070003000	502:00:02	923.31	923.31	7/11/1902	7/27/2017
1810017452	W	7/13/2017	INV 3362332	100075795	CLEAR MOUNTAIN REFRESHMENT SERVICE	1004241942	KR	188210	10042419422018	5040011000	502:00:02	37.39	10.90	1/10/1900	7/26/2017
1810017452	W	7/13/2017	Y INV 3353001	100075795	CLEAR MOUNTAIN REFRESHMENT SERVICE	1004241966	KR	188210	10042419662018	5040003100	502:00:02	0.00	26.49	1/26/1900	7/26/2017
1810017751	W	7/13/2017	Y INV 8122604838	100217837	SHRED-IT US JV LLC	1004238318	KR	188210	10042383182018	5080014100	502:00:02	48.55	48.55	2/17/1900	7/31/2017
1810017952	W	7/13/2017	JULY	9906100006	DEPARTMENT OF FINANCE AND ADMINISTR	1004241841	KR	188230	10042418412018	5010006000	501:00:03	2,520.00	2,520.00	11/24/1906	7/27/2017
1810028252	W	7/20/2017	INV 23207992	100003953	RICOH USA INC	51896294	RE	188210	518962942018	5030001000	502:00:02	167.24	167.24	6/15/1900	8/8/2017
1810028379	W	7/20/2017	INV 90746	100031271	REYNOLDS RUBBER STAMP CO INC	51896275	RE	188210	518962752018	5090006000	502:00:02	3.82	3.82	1/3/1900	8/4/2017
1810028827	W	7/20/2017	INV 0013196-001	100176244	GOVERNMENT SUPPLY SERVICES LLC	51896280	RE	188210	518962802018	5090022000	502:00:02	138.02	138.02	3/13/1900	
1810028827	W	7/20/2017	INV 0013196-001	100176244	GOVERNMENT SUPPLY SERVICES LLC	51896280	RE	188210	518962802018	5090006000	502:00:02	0	0	2/26/1900	
1810028827	W	7/20/2017	INV 0013196-001	100176244	GOVERNMENT SUPPLY SERVICES LLC	51896280	RE	188210	518962802018	5030012000	502:00:02	0	0	1/7/1900	
PY		7/21/2017	ARKPR01387			7134610	YB	188230		5010001000	501:00:00	9,807.63	9,807.63	11/6/1926	
PY		7/21/2017	ARKPR01387			7134610	YB	188230		5010001900	501:00:00	300	300	10/26/1900	
PY		7/21/2017	ARKPR01387			7134610	YB	188230		5010002000	501:00:01	468.18	468.18	4/12/1901	
PY		7/21/2017	ARKPR01387			7134610	YB	188230		5010005000	501:00:03	711.94	711.94	12/11/1901	
PY		7/21/2017	ARKPR01387			7134610	YB	188230		5010006500	501:00:03	98.69	98.69	4/7/1900	
PY		7/21/2017	ARKPR01387			7134610	YB	188230		5010007000	501:00:03	1,515.69	1,515.69	2/23/1904	
1810029745	W	7/23/2017	MTG 7/11/2017	102370	IVAN L HOFFMAN JR	1004243427	KR	188210	10042434272018	5050020200	502:00:02	271	271	4/17/1900	8/7/2017
1810029745	W	7/23/2017	MTG 7/11/2017	102370	IVAN L HOFFMAN JR	1004243427	KR	188210	10042434272018	5050020100	502:00:02	0	0	2/1/1900	8/7/2017
1810029745	W	7/23/2017	MTG 7/11/2017	102370	IVAN L HOFFMAN JR	1004243427	KR	188210	10042434272018	5050020400	502:00:02	0	0	5/8/1900	8/7/2017
1810029747	W	7/23/2017	MTG 7/11/2017	102753	RODNEY D WILLIAMS	1004243423	KR	188210	10042434232018	5050020200	502:00:02	306.4	306.4	4/16/1900	8/7/2017
1810029747	W	7/23/2017	MTG 7/11/2017	102753	RODNEY D WILLIAMS	1004243423	KR	188210	10042434232018	5050020100	502:00:02	0.00	0.00	36.07	8/7/2017
1810029747	W	7/23/2017	MTG 7/11/2017	102753	RODNEY D WILLIAMS	1004243423	KR	188210	10042434232018	5050020400	502:00:02	0	0	163.17	8/7/2017
1810029751	W	7/23/2017	MTG 7/11/2017	104781	RONNIE HAWKINS PE PS	1004243431	KR	188210	10042434312018	5050020400	502:00:02	135.24	135.24	135.24	8/9/2017
1810029755	W	7/23/2017	MTG 7/11/2017	106577	BRIAN J MOORE PE	1004243436	KR	188210	10042434362018	5050020200	502:00:02	275.89	275.89	108.1	8/14/2017
1810029755	W	7/23/2017	MTG 7/11/2017	106577	BRIAN J MOORE PE	1004243436	KR	188210	10042434362018	5050020400	502:00:02	0.00	0.00	167.79	8/14/2017
1810029757	W	7/23/2017	MTG 7/11/2017	106631	THOMAS R SCOTT III	1004243415	KR	188210	10042434152018	5050020400	502:00:02	9.24	9.24	1/9/1900	8/8/2017
1810030237	W	7/23/2017	INV 67638	100061143	HOSRO INC	1004243412	KR	188210	10042434122018	5090019000	502:00:02	155.54	155.54	6/3/1900	8/8/2017
1810030399	W	7/23/2017	INV 5049437292	100096514	RICOH USA INC	1004248408	KR	188210	10042484082018	5030001000	502:00:02	210.1	210.1	7/28/1900	8/8/2017
1810035043	W	7/25/2017	INV 23073307	100003953	RICOH USA INC	51898063	RE	188210	518980632018	5030001000	502:00:02	167.24	167.24	6/15/1900	8/8/2017
1810039617	W	7/26/2017	JANTORIALSUPPLIE	2000607	HEATHER N RICHARDSON	1004251311	KR	188210	0	5090022000	502:00:02	86.81	86.81	3/26/1900	8/9/2017
1810041296	W	7/26/2017	REFUND	W023601	Hussam Kakish	1004251693	KR	188210		5110002000	502:00:02	150	150	150	
1820035743	A	7/27/2017	236071720170083	100099611	US BANK CPS	8036121130	ZY	188210	4246044555710080	5030005000	502:00:02	81.75	81.75	3/21/1900	7/31/2017
PT		7/28/2017	ACA 21-2-710			6177939	ZL	188210		5070001000	502:00:02	23.36	23.36	1/23/1900	
1810046878	W	7/31/2017	INV 20846	100002077	BRW INCORPORATED CITIES	1004253371	KR	188210	10042533712018	5080009000	502:00:02	397.86	397.86	1/31/1901	
1810047096	W	7/31/2017	Y ACCT 47318761	100061983	ENTERGY ARKANSAS INC	1004253333	KR	188210	10042533332018	5040001000	502:00:02	512.51	512.51	5/26/1901	
												31,622.29	31,622.29	7/29/1986	

5010001000 Regular Salaries Staff

July

FY18

FOR period start date	For-period end date	Personnel Number	Name of Employee or Applicant	Wage Type Long Text	Amount	Posting document		
6/18/2017	7/1/2017	84350	GRANT GRIGG	1200 Regular working time	2,143.80	8110793		
		84350	GRANT GRIGG	1252 Sick pay	40.96	8110793		
			GRANT GRIGG		2,184.76			
6/18/2017	7/1/2017	1185	HEATHER N RICHARDSON	1200 Regular working time	1,365.52	8110793		
		1185	HEATHER N RICHARDSON	1251 Vacation pay	273.10	8110793		
		1185	HEATHER N RICHARDSON	1251 Vacation pay	273.10	8110793		
		1185	HEATHER N RICHARDSON	1251 Vacation pay	273.10	8110793		
		1185	HEATHER N RICHARDSON	1251 Vacation pay	273.10	8110793		
		1185	HEATHER N RICHARDSON	1251 Vacation pay	273.10	8110793		
					HEATHER N RICHARDSON		2,731.02	
		28444	LINDA S STONE	1200 Regular working time	1,469.29	8110793		
		28444	LINDA S STONE	1252 Sick pay	40.25	8110793		
		28444	LINDA S STONE	1252 Sick pay	40.25	8110793		
28444	LINDA S STONE	1252 Sick pay	20.13	8110793				
28444	LINDA S STONE	1252 Sick pay	20.13	8110793				
28444	LINDA S STONE	1252 Sick pay	20.13	8110793				
			LINDA S STONE		1,610.18			
6/18/2017	7/1/2017	19356	MARILYN F SMITH	1200 Regular working time	1,151.60	8110793		
					MARILYN F SMITH	1,151.60		
6/18/2017	7/1/2017	28472	VIRGINIA S DAVIS	1200 Regular working time	1,240.83	8110793		
					VIRGINIA S DAVIS	1,240.83		
					8,918.39			

FOR period start date	For-period end date	Personnel Number	Name of Employee or Applicant	Wage Type Long Text	Amount	Posting document
7/2/2017	7/15/2017	84350	GRANT GRIGG	1252 Sick pay	55.17	8130821
		84350	GRANT GRIGG	1252 Sick pay	55.17	8130821
7/2/2017	7/15/2017	84350	GRANT GRIGG	1200 Regular working time	1,875.62	8130821
		84350	GRANT GRIGG	1211 Holiday premium	220.66	8130821
			GRANT GRIGG		2,206.62	
7/2/2017	7/15/2017	1185	HEATHER N RICHARDSON	1200 Regular working time	2,413.56	8130821
		1185	HEATHER N RICHARDSON	1211 Holiday premium	275.84	8130821
		1185	HEATHER N RICHARDSON	1252 Sick pay	68.96	8130821
			HEATHER N RICHARDSON		2,758.36	
7/2/2017	7/15/2017	28444	LINDA S STONE	1211 Holiday premium	162.63	8130821
		28444	LINDA S STONE	1200 Regular working time	1,067.25	8130821
		28444	LINDA S STONE	1251 Vacation pay	71.15	8130821
		28444	LINDA S STONE	1251 Vacation pay	162.63	8130821
		28444	LINDA S STONE	1251 Vacation pay	162.63	8130821
		28444	LINDA S STONE	1114 Career Svc.Recogniti	800.00	8130821
					LINDA S STONE	
7/2/2017	7/15/2017	19356	MARILYN F SMITH	1200 Regular working time	1,017.73	8130821
		19356	MARILYN F SMITH	1252 Sick pay	29.08	8130821
		19356	MARILYN F SMITH	1250 Holiday pay	116.31	8130821
			MARILYN F SMITH		1,163.12	
7/2/2017	7/15/2017	28472	VIRGINIA S DAVIS	1200 Regular working time	1,127.92	8130821
		28472	VIRGINIA S DAVIS	1250 Holiday pay	125.32	8130821
			VIRGINIA S DAVIS		1,253.24	
					9,807.63	

5010002000 Extra Help

FOR period start date	For-period end date	Personnel Number	Name of Employee or Applicant	Wage Type Long Text	Amount	Posting document
6/18/2017	7/1/2017	56639	SHIRLEY BYERS	1200 Regular working time	240.36	8110793
					SHIRLEY BYERS	240.36
					240.36	

FOR period start date	For-period end date	Personnel Number	Name of Employee or Applicant	Wage Type Long Text	Amount	Posting document
7/2/2017	7/15/2017	56639	SHIRLEY BYERS	1200 Regular working time	410.38	8130821
		56639	SHIRLEY BYERS	1250 Holiday pay	57.80	8130821
			SHIRLEY BYERS		468.18	
					468.18	

5010001900 Stipends

FOR period start date	For-period end date	Personnel Number	Name of Employee or Applicant	Wage Type Long Text	Amount	Posting document
7/2/2017	7/15/2017	86103	DAN C YOUNG	1163 60.00 Stipend Board/	60.00	8130821
			DAN C YOUNG		60.00	
		52612	HAROLD J ENGSTROM	1163 60.00 Stipend Board/	60.00	8130821
			HAROLD J ENGSTROM		60.00	
		52614	IVAN HOFFMAN Jr	1163 60.00 Stipend Board/	60.00	8130821
			IVAN HOFFMAN Jr		60.00	
		111903	Mr. BRIAN J. MOORE	1163 60.00 Stipend Board/	60.00	8130821
			Mr. BRIAN J. MOORE		60.00	
		78435	RONALD R HAWKINS	1163 60.00 Stipend Board/	60.00	8130821
			RONALD R HAWKINS		60.00	
					300.00	

FY18 Period 1 - 1 (July - July)	Debit	Credit	Balance
1000236001 CJ ELS 0236 # 001	6,170.00	-6,170.00	0
1010103000 Petty Cash	200	-200	0
** Cash On Hand	6,370.00	-6,370.00	0
1100001000 Treasury	1,100,202.99	-407,448.26	692,754.73
1100001001 Treasury Outgoing	46,357.14	-53,284.52	-6,927.38
1100001003 Treasury EFT Out	81.75	-81.75	0
1100001005 Treasury Tnsfrs Out	24,395.51	-24,395.51	0
1100001006 Treasury Tnsfrs In	4,028.39	-4,028.39	0
* Cash Available to Spend	1,175,065.78	-489,238.43	685,827.35
1100001002 Treasury Incoming	8,929.41	-8,929.41	0
1100001004 Treasury EFT In	4,390,780.01	-4,390,780.01	0
* Deposits in Transit	4,399,709.42	-4,399,709.42	0
** Cash in State Treasury	5,574,775.20	-4,888,947.85	685,827.35
1100002000 Non-AASIS House Bank	8,933.00	-8,933.00	0
** Cash in Bank	8,933.00	-8,933.00	0
1120001000 Invest CD	313,988.85	-124,944.17	189,044.68
** Investments	313,988.85	-124,944.17	189,044.68
1130001000 Customer AR	1,000.00	-1,000.00	0
** Customer Receivables	1,000.00	-1,000.00	0
1140003100 Int Agy Due to/from	2,435.00	-1,265.00	1,170.00
1140003300 Payroll Fund DT/DF	24,114.06	-24,114.06	0
** Interfund Receivable	26,549.06	-25,379.06	1,170.00
1160001000 Accrued Interest	2,574.60	-2,475.15	99.45
** Accrued Income	2,574.60	-2,475.15	99.45
1190002000 PP Exp - Accrual Eng	2,530.00	-2,530.00	0
1190002500 PP Exp - YE Accruals	30,272.83	-15,483.26	14,789.57
** Pre-Paid Expenses	32,802.83	-18,013.26	14,789.57
1990110000 Land Improve (Mod)	69,366.19	0	69,366.19
1990130000 Buildings (Modified)	1,118,138.67	0	1,118,138.67
1990150000 Equipment (Modified)	27,733.97	-26,295.12	1,438.85
1990160000 Low Val Assets (Mod)	50,872.04	-403.13	50,468.91
1991100000 AUC (Modified)	132,883.27	-132,883.27	0
** Modified Accrual Fixed Assets	1,398,994.14	-159,581.52	1,239,412.62
1991320000 Land Improv FullCAFR	69,366.19	0	69,366.19
1991321000 Land Improv(FContra)	0	-69,366.19	-69,366.19
1991340000 Buildings Full CAFR	1,118,138.67	0	1,118,138.67
1991341000 Buildings (F Contra)	0	-1,118,138.67	-1,118,138.67
1991360000 Equipment Full CAFR	37,928.00	-36,489.15	1,438.85
1991361000 Equip. F Contra CAFR	10,194.03	-37,928.00	-27,733.97
1991370000 Low Val Asset (Full)	50,468.91	0	50,468.91
1991371000 LVA (Full Contra)	0	-75,826.24	-75,826.24
1991420000 AUC (Full)	132,883.27	-132,883.27	0
1991421000 AUC (Full Contra)	132,883.27	-132,883.27	0
1992100000 AC Dep Lnd Imp(Full)	0	-16,670.87	-16,670.87
1992300000 AC Dep Bldg(Full)	0	-182,194.99	-182,194.99
1992500000 AC Dep Equipmnt(Full)	29,700.58	-31,139.43	-1,438.85
1992600000 AC Dep LV Asset(Full)	403.13	-50,872.04	-50,468.91
** Full Accrual Fixed Assets	1,581,966.05	-1,884,392.12	-302,426.07
2110001000 Vendor AP	3,916.62	-3,916.62	0
2110001100 Vendor Accrued Liab	1,366.66	-1,366.66	0
2110001102 Local Govt AP	0	0	0
2110002000 Employee AP	124.94	-124.94	0
2111001000 GRIR Clearing	1,229,951.52	-1,255,568.75	-25,617.23
** Accounts Payable	1,235,359.74	-1,260,976.97	-25,617.23
2110003000 Due To Other Funds	3,443.31	-3,443.31	0
2110004100 Inter Agency Due To	1,424.65	-5,686.72	-4,262.07
** Interfund Due-To	4,867.96	-9,130.03	-4,262.07

2115006000	Acc Salary & Ben YE	10,342.43	-21,554.36	-11,211.93
**	Payroll Liability	10,342.43	-21,554.36	-11,211.93
2120002300	UseSaleTax AP Offset	0	-3.73	-3.73
2120003091	02 Use Tax Payable	92.8	0	92.8
2120003099	Use Tax Payable Accr	28.58	-127.75	-99.17
**	Due to Revenue	121.38	-131.48	-10.1
2130001100	Unearned Income	447,083.75	-894,218.75	-447,135.00
**	Unearned Revenues	447,083.75	-894,218.75	-447,135.00
2115007000	Comp Ab Current	3,066.02	-3,066.02	0
2230002000	NC Accr Comp Absence	17,594.54	-17,594.54	0
**	Accrued Leave	20,660.56	-20,660.56	0
3000000000	Fund Equity Clearing	2,487,106.37	-2,309,245.39	177,860.98
3000002000	Fund Balance	44.44	-325,169.00	-325,124.56
3000004000	Net Asset Restricted	13,328.56	0	13,328.56
3900000000	Batch Input-Asset Ld	27,887.50	-10,194.03	17,693.47
3902100000	Inv GFA Lnd Imp (Mod)	0	-69,366.19	-69,366.19
3902300000	Inv GFA Bldg (Mod)	0	-1,118,138.67	-1,118,138.67
3902500000	Inv GFA Equip (Mod)	26,295.12	-27,733.97	-1,438.85
3902600000	Inv GFA LVA(Modified)	0	-50,468.91	-50,468.91
3902920000	Inv GFA AUC (Mod)	132,883.27	-132,883.27	0
**	Fund Balance	2,687,545.26	-4,043,199.43	-1,355,654.17
4041002000	APPLICATION FEES	0	-12,375.00	-12,375.00
4041005000	TESTING FEES	0	-300	-300
4041007000	RENEWAL FEE	0	-5,040.00	-5,040.00
4041028000	OTHER FEES	0	-450	-450
4041041000	REINSTATEMENT	0	-600	-600
**	OR - Fees	0	-18,765.00	-18,765.00
4049003000	INTEREST DISTRIB	0	-340.72	-340.72
4049007000	INTEREST CERT. DEP.	95.42	-139.15	-43.73
**	OR - Investment Revenue	95.42	-479.87	-384.45
5010001000	00 Regular Salaries	18,726.02	0	18,726.02
5010001900	Stipends	300	0	300
5010002000	01 Extra Help Sal	708.54	0	708.54
5010005000	03 FICA & Medic Exp	1,314.39	0	1,314.39
5010006000	03 Ben Ins Exp HAL	2,520.00	0	2,520.00
5010006500	Agency Cost of ARCAP	198.51	0	198.51
5010007000	03 Retirement Exp	2,866.60	0	2,866.60
**	Salary Expense	26,634.06	0	26,634.06
5020002000	Telecomm Wired	0	0	0
5020003500	02 Connectivity	0	0	0
5020004000	Network Services Exp	0	0	0
5020004200	Internet Serv-Tech	0	0	0
5020004300	02 Server &Email Svc	0	0	0
**	Communication & Transp. of Commod	0	0	0
5030001000	Printing	544.58	0	544.58
**	Printing & Advertising	544.58	0	544.58
5030005000	02-Bldg & Grds Maint	452.35	0	452.35
5030005100	Pest Control CI 02	263.78	0	263.78
5030012000	02 - Vehicle Maint	7.58	0	7.58
**	Repairing & Servicing	723.71	0	723.71
5040001000	Electricity	512.51	0	512.51
5040003000	Water & Sewage	0	0	0
5040003100	02 Water	26.49	0	26.49
5040008500	02 Rent-Data Proc Eq	0	0	0
5040011000	Other Rent & Leases	225.35	0	225.35
**	Utilities & Rent	764.35	0	764.35
5050006000	09 Common Carrier	0	0	0
5050014000	09 Other Travel Exp	0	0	0

Trial Balance - FY17

3.a.v

5050020100 02Bd Mmbr Trav Meals	68.98	0	68.98
5050020200 02Bd Mmbr Trav Lodg	323.36	0	323.36
5050020400 02BdMbr Trvl Mileage	605.43	0	605.43
** Travel & Subsistence	997.77	0	997.77
5070001000 Surety Perform Bonds	23.36	0	23.36
5070003000 Bld Contents Ins	923.31	0	923.31
** Insurance & Bonds	946.67	0	946.67
5080002200 EFT PROCESSING FEES	0	0	0
5080009000 Janitorial Service	397.86	0	397.86
5080014100 Recycling Services	48.55	0	48.55
5080022000 Other Expenses Svc	0	0	0
** Other Expenses & Services	446.41	0	446.41
5090006000 Office Supplies	99.27	0	99.27
5090019000 Food Purchases	155.54	0	155.54
5090022000 02-Kit,Jan,House Sup	159.93	0	159.93
** Commodities, Materials & Supplies	414.74	0	414.74
5110002000 02 Other Refunds	150	0	150
** Refunds, Taxes & Claims	150	0	150
5901020000 Depr Expense (Full)	3,500.06	0	3,500.06
** Depreciation/Amortization	3,500.06	0	3,500.06
*** BALANCE	13,389,152.58	-13,389,152.58	0

STATUS OF COMPLAINTS

As of August 14, 2017

Meeting Date: September, 12, 2017

Agenda Item: 5a

Case 2017-01 in the Matter of Pinkerton v McRorey

Complaint received on January 20, 2017, alleging negligence in the practice of Engineering, Inquiry letter sent on January 23, 2017. **Answer received February 13, 2017.**

Case 2017-02 In the Matter of Emmett v West

Complaint received on May 1, 2017, alleging negligence in the practice of Surveying, Inquiry letter sent on May 2, 2017. **Answer received May 25, 2017.**

Case 2017-04 In the Matter of Board v McMillen

Complaint received on June 9, 2017, alleging negligence in the practice of Surveying, Inquiry letter sent on June 9, 2017. Answer received July 14, 2017. Complaint Committee met on August 8, 2017 and recommended to the Board that licensee either voluntarily surrenders his PS license or will be scheduled for an Administrative Hearing in November 2017. **The Board voted to accept the recommendation of the Complaint Committee.**

Case 2017-05 In the Matter of Board v Needham

Complaint received on June 9, 2017, alleging negligence in the practice of Engineering, Inquiry letter sent on June 9, 2017. Answer received July 17, 2017. Complaint Committee met on August 8, 2017 and recommended to the Board that licensee either voluntarily surrenders his PS license or will be scheduled for an Administrative Hearing in November 2017. **The Board voted to accept the recommendation of the Complaint Committee.**

Case 2017-06 In the Matter of Willis v Woods

Complaint received on June 13, 2017, alleging negligence in the practice of Engineering, Inquiry letter sent on June 19, 2017. **Answer received August 14, 2017**

Case 2017-07 In the Matter of Willis v Lindsey

Complaint received on June 13, 2017, alleging unlicensed practice of Engineering, Inquiry letter sent on June 19, 2017. **Answer received August 14, 2017**

Case 2017-08 In the Matter of Willis v Singleton

Complaint received on June 13, 2017, alleging negligence in the practice of Engineering, Inquiry letter sent on June 19, 2017. **Answer received August 14, 2017**

Arkansas State Board of Licensure
For
Professional Engineers And Professional Surveyors
623 Woodlane Drive, Little Rock, AR
Agenda for September 12, 2017 Board meeting

1. 10:00 a.m. Call to order President Bennett

2. Consent Agenda
 - a. Approve Minutes of July 11, 2017 and August 8, 2017 meetings.
 - b. Conditionally licensed registrants
 - i. PE Comity and Temporary Permits (with Model Law Engineer qualifications)
 - ii. EI's & SI's
 - iii. COA's
 - c. Executive Director recommendations

3. Administrative Items
 - a. Financial Report for June 2017 (end of FY2017) and July 2017.
 - b. End of Fiscal Year 2017 Report
 - c. Arkansas Attorney General's Report Julie Chavis J.D.

4. Applicants/discuss applications lists
 - a. Applications recommended for discussion by the Executive Director and items removed from sections 2.b. and 2.c. of the consent agenda.
 - b. Millett Reinstatement Application (*Consent Agreement with AR Board*)
 - c. Rowe Reconsider Application (*Rowe requested to address Board*)

5. Complaint Committee Report Grant Grigg
 - a. Complaint Status Report
 - b. Case Management Statistics
 - c. Complaint Committee Consent Agenda
 - d. CPC Audit results

6. Board Topics
 - a. Report on NCEES 2017 Annual Meeting in Miami, FL
 - b. Next Board Meeting scheduled for November 14, 2017 at 10:00am

Lunch will be served at approximately 12:00pm