

Arkansas State Board of Licensure
for Professional Engineers and Professional Surveyors
Minutes – November 13, 2018

A meeting of The Board was convened at 10:00 a.m. in the Board Room at 623 Woodlane Dr., Little Rock, Arkansas, by President Brian Moore. Other Members present were Rod Williams, Ivan Hoffman, Jim Engstrom, Scott Bennett, Tom Scott and Donald Perry (Beasley and Salyer absent). Others attending included; Executive Director Heather Richardson, Asst. Executive Director Linda Stone, Chief Investigator Grant Grigg, Attorney General's Office, Sara Farris, Agency Counsel, Shane Ross Wells PE Comity applicant, and Daniel Phillips from the State Surveyor's Office.

President Moore introduced Donald Perry as the newest Consumer Member, replacing Dan Young, whose term had expired.

The Consent Agenda was reviewed with motion made (Williams moved, Engstrom seconded) and carried to ratify the following:

- a. Meeting minutes of September 11, 2018;
- b. Attached lists of conditionally licensed P.E.'s, Temporary Permits (with Engineer Model Law Qualifications), E.I.'s, S.I.'s and C.O.A.'s.;
- c. Executive Director Recommendations to;
 Approve licensure for,
 Elisabeth N. Allen PE
 Michael Ray Bear PE
 Danny A. Dawood PE
 Kaustubh D. Gosavi EI
 Dean Halijan PE, Subject to passing the PE exam
 Sarah Vavrik Hernandez PE, Subject to passing the PE exam
 Dustin Wayne Hundley PE, Subject to passing the PE exam
 John Joseph Kluber PE
 John August Schenne PE
 Lee J. Willingham PE, Subject to passing the PE exam
 Xiaojian Xie PE
 Deny licensure to,
 Ryan W. Davis PE
 Manish B. Shah PE
 Timothy James Weiser PE

The following administrative matters were discussed and/or acted upon:

Financial Reports (Cash Fund, Revenue Reconciliations, Zwarrant Check Activity, Payroll Posting, and AASIS Trial Balance) for August and September 2018. Motion made (Williams moved, Hoffman seconded) and carried to ratify the attached Financial Reports.

President Moore appointed Members Engstrom, Hoffman, and Perry to the Rules Committee to review and make recommendations for amendments.

Ms. Farris, Asst. Attorney General, reported that on October 3, 2018 the Arkansas Court of Appeals Affirmed Judge Fox's Motion to Dismiss. Also that on October 22, 2018, Connie and Richard Watkins filed a Petition for Review before the Arkansas Supreme Court in CV-18-869.

Motion made (Hoffman moved, Engstrom seconded) and carried to set acceptable scores for the October 2018 Arkansas State Specific Exam as follows:

- Part I, acceptable score – 73 points and above.
- Part II, acceptable score – 93 points and above.

The Board acted upon the following applicants:

Ron Wade Rideout PE – Approve comity licensure, motion made (Williams moved, Hoffman seconded) and carried.

Ronald C. McMaster PE – Approve comity licensure, motion made (Engstrom moved, Williams seconded) and carried.

Viplav Ghanshyam Patel PE – Approve licensure, subject to passing the PE exam, motion made (Williams moved, Bennett seconded) and carried (Engstrom opposed).

Lister M. Pinto PE – Approve comity licensure, motion made (Williams moved, Bennett seconded) and carried (Engstrom opposed).

Kevin Seddighzadeh PE – Approve comity licensure, motion made (Williams moved, Bennett seconded) and carried.

Kerry Michael Simon PS – Deny comity licensure, motion made (Hoffman moved, Bennett seconded) and carried based upon not meeting the current nor prior Rules of the Board (experience).

Michael E Stephens PE 11302 – Approve reinstatement, motion made (Williams moved, Hoffman seconded) and carried.

Applicants cont'd

Phillip R. Swope PS – Deny, motion made (Hoffman moved, Engstrom seconded) and carried based upon needing additional experience.

Shane Ross Wells PE – Approve comity licensure, motion made (Williams moved, Perry seconded) and carried.

On behalf of the Complaint Committee, Mr. Grigg presented the following:


- Status of Complaints (attached)
- Case Management Statistics
- Consent Agenda, motion made (Hoffman moved, Bennett seconded) and carried (Williams abstained) to accept the Committees recommendations and dismiss the following cases:
 - 2018-01, Johnson v Hamilton, allegations of practicing engineering without a license; and
 - 2018-03, Thacker v Kittler, allegations of misconduct in the practice of surveying.

These Board Topics were discussed:

Members were briefed on legislative items that may affect the Board and/or the professions of engineering and surveying. Including Governor Asa Hutchinson's Transformation Savings Plan, The Red Tape Reduction Working Group, the 2019-2020 Biennial Budget, and the 92nd General Assembly will convene on January 14, 2019.

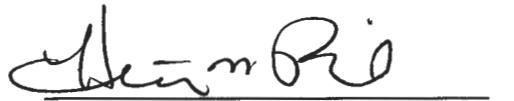
The next Regular Board meeting will be January 08, 2019 at 10:00 am.

Business being thus concluded the meeting adjourned at 1:00 pm.



Brian Moore, President
1/8/19

Date



Heather Richardson, Executive Director
1/8/2019

Date

2.b.i - PE's, Temporary Permits (with Model Law Qualifications), reapply due to 3 times fail exam, & reinstatements						
PE #	Last	Middle Name	First	Type	Comity State	Temp #
1307	Buchanan		Kenneth	J.	PS - C	Reinstatement
12406	Phelps		Matthew	Bernard	PE - C	Reinstatement
13332	Bollinger		William	McKinley	PE - C	Reinstatement
13379	Gerdeman		Richard	Franklin	PE - C	Reinstatement
18459	AlGhafari		Samer		PE - C	
18460	Burgy		Kyle	B.	PE - C	
18461	Holmes		Robert	Michael	PE - C	
18462	Wall		Michael	E.	PE - C	
18463	Fratinaro		Vincent	Frank	PE - C	
18464	Montiel		Antonio	Adolfo	PE - C	
18465	Mysko		David	D.	PE - C	
18466	Brown		Gregory	Allen	PE - C	
18467	D'Antonio		Peter	C.	PE - C	
18468	Farrar		Christopher	Lee	PE - C	
18469	Biebesheimer		Michael	Jerome	PE - C	
18470	Haynes		Jason	Lee	PE - C	
18471	Borgerson		Jacob	Lee	PE - C	
18472	Jensen		Robert	E.	PE - C	
18473	King		Brian	Patrick	PE - C	
18474	Harrison		Earl	James	PE - C	
18475	Seiter		Joseph	Anthony	PE - C	
18476	Bales		Marianella		PE - C	
18477	Lemestre		Paul	Robert	PE - C	
18478	Renick		Thomas	Jerome	PE - C	
18479	Pullin		Matthew	Wesley	PE - C	
18480	Weeks		John	F.	PE - C	
18481	Cala		Arian		PE - C	
18482	Inman		Erin	M.	PE - C	
18483	Obermeyer		Jeffrey	W.	PE - C	
18484	Street		Craig	J.	PE - C	
18500	Farber		Jess	Edwards	PE - C	
18501	Frankenhoff		Nathan	R.	PE - C	
18502	Lam		Aaron	Daniel	PE - C	
18503	McKenzie		Mauricka	DeVon	PE - C	
18504	Burgelin		John	Patrick	PE - C	
18505	Borsack		Peter	Lee	PE - C	
18506	Haynes		David	Q.	PE - C	
18507	Chairet		Timothy	J.	PE - C	
18508	Donahue		Ryan	Wade	PE - C	
18509	Lehman		Max	Norwood	PE - C	
18510	Smith		David	Ryan	PE - C	
18511	Hamilton		Scott	William	PE - C	
18512	Stussi		Angela	R.	PE - C	

Agenda Items 2.a.i., 2.a.ii., 2.a.iii.

18513	Gingras	Gerald	Fred	PE - C		
18514	Rellergert	Aaron	M.	PE - C		
18515	Wilczek	Katherine	Jane	PE - C		
18516	Eisenacher	Karl	W.	PE - C		
18517	Stapp	Garret	Weston	PE - C		
18518	Mathis	Andrew	H.	PE - C		
18519	Karki	Bibek		PE - C		
18520	Huertas Hernandez	Hector	Juan	PE - C		
18521	Lach	David	A.	PE - C		
18522	Lee	Matthew	W.	PE - C		
18523	McConnell	William	J.	PE - C		
18524	Garcia	Miguel		PE - C		
18525	Shanholtzer	Steven	Michael	PE - C		
18526	Stephan	Zachary		PE - C		
18527	Groh	John	R.	PE - C		
18528	Manring	David		PE - C		
18529	Gay	Austin	M.	PE - C		
18530	Higinbotham	Scott	Patrick	PE - C		
18531	Bodart	Jason	Matthew	PE - C		
18532	Stilkey	Scott	Severt	PE - C		
18533	Webster	Michael	P.	PE - C		
18534	Garder	Jason	Lee	PE - C		
18535	Broderson	Christopher	John	PE - C		
18536	Carter	Raymond	Lance	PE - C		
18537	Chambers	Caren	D.	PE - C		
18538	Chen	Willy	Max	PE - C		
18539	Crowder	James	Raymond	PE - C		
18540	Downes	Alan		PE - C		
18541	Ercole	Scott	Thomas	PE - C		
18542	Fronapfel	Edward	L	PE - C		
18543	Garza	David	Nicolas	PE - C		
18544	Goeller	Matthew	David	PE - C		
18545	Hansen	Dale		PE - C		
18546	Heil	Matthew	L.	PE - C		
18547	Hosmon	William		PE - C		
18548	Keaton	Michael	Cary	PE - C		
18549	Lilien	Michael	Jay	PE - C		
18550	Liu	John	T.	PE - C		
18551	McReynolds	John		PE - C		
18552	Parra	Phillip	I	PE - C		
18553	Parsley	Michelle		PE - C		
18554	Pauli	Michael		PE - C		
18555	Player	Roch	Stephen Van	PE - C		
18556	Reynolds	Patrick		PE - C		
18557	Schnier	William	Richard	PE - C		

Agenda Items 2.a.i., 2.a.ii., 2.a.iii.

18558	Sprong	Paul	R	PE - C		
18559	Thurman	Abby	L.	PE - C		
18560	Van Pelt	Jeffrey	D	PE - C		
18561	Wagner	Derick	Christopher	PE - C		

2.b.ii - SI's & EI's

Intern #	Last	Middle Name	First	Type
700	Killer	Logan	Seth	SI
701	Housley	William	Jackson	SI
8918	Burdette	Clifton	P.	EI
8919	Parmenter	Kami	Anette	EI
8920	Miller	Henry	Nathan	EI
8921	Quiroz Villacis	Josue	Santiago	EI
8922	York	Kyle	G.	EI
8923	Patrick	Jordan	J.	EI
8924	Rungano	Norbert		EI
8925	Rogers	Ian	Thomas	EI
8926	Morris	Chloe	A.	EI
8927	Davis	Stephen	Jace	EI

2.b.iii - COA's (Certificates of Authority)

COA #	Company Name	Address	City	State	Zip	Type	AR PE/PS in CHG
3473	M&S Engineering, LLC	P.O. Box 970	Spring Branch	TX	78070-0970	Engineering	Jeremy Duncan PE #17298
3474	Nitsch Engineering, Inc.	2 Center Plaza	Boston	MA	02108-1928	Engineering	Lisa Brothers PE #18396
3475	Amteck LLC	1106 E Court St	Dyersburg	TN	38024-4807	Engineering	Wayne Boyd PE #10914
3476	RJH & Associates, Inc.	12598 US Hwy 98 W, Ste. 200	Miramar Beach	FL	32550-2101	Engineering	Robert Hinojosa PE #14360
3477	Myer Hill Enterprises LLC	444 Myer Terrace	Leola	PA	17540-1217	Engineering	Glyn Boone PE #8563
3478	O'Donnell & Naccarato	701 Market Street	Philadelphia	PA	19106-1522	Engineering	Mark Orsini PE #18435
3479	CMN and Associates	P.O. Box 475	Benton	AR	72018-0475	Dual	Matthew Vinyard PE #15184 Curtis Nalley PS #1546
3480	DeSimone Consulting Engineering Grp LLC	140 Broadway, 25th Floor	New York	NY	10005-1142	Engineering	Borys Hayda PE #17923
3481	ANVIL Engineering, LLC	7212 Weil Avenue	St. Louis	MO	63119-1000	Engineering	Timothy Caveny PE #18458
3482	PCI Electric LLC	1620 Link Drive	Ruston	LA	71270-6629	Engineering	Matthew Pullin PE #18479
3483	Research Facilities Design	3965 Fifth Ave., Ste 400	San Diego	CA	92103-3107	Engineering	Paul Lemestre PE #18477
3484	HBK Engineering, LLC	923 W. Van Buren Street	Chicago	IL	60607-3542	Engineering	Donald Kleyweg PE #17524
3485	JDH Engineering, Inc.	3000 Ivanrest SW Ste. B	Grandville	MI	49418-2943	Engineering	Timothy Denhartigh PE #18269
3486	Weiser Engineering, P.C.	3280 Pointe Pkwy, Ste 1500	Peachtree Corners	GA	30092-3338	Engineering	Guido Inoa Alvarez PE #15724
3487	MB Civil Engineering LLC	759 Timber Ridge Drive	Lexingotn	TN	38351-5779	Engineering	Adam Ledsinger PE #18355
3488	BRIC Partnership LLC	100 E Washington St Ste 220	Belleville	IL	62220-2278	Engineering	Carl Hauck PE #8410
3489	Quantum Spatial, Inc.	N6216 Resource Drive	Sheboygan Falls	WI	53085-2344	Survey	Steven Hyde PS #1767
3490	Design & Construction, Inc.	13610 Barrett Office Drive	St. Louis	MO	63021-7818	Engineering	David Pollmann PE #18496

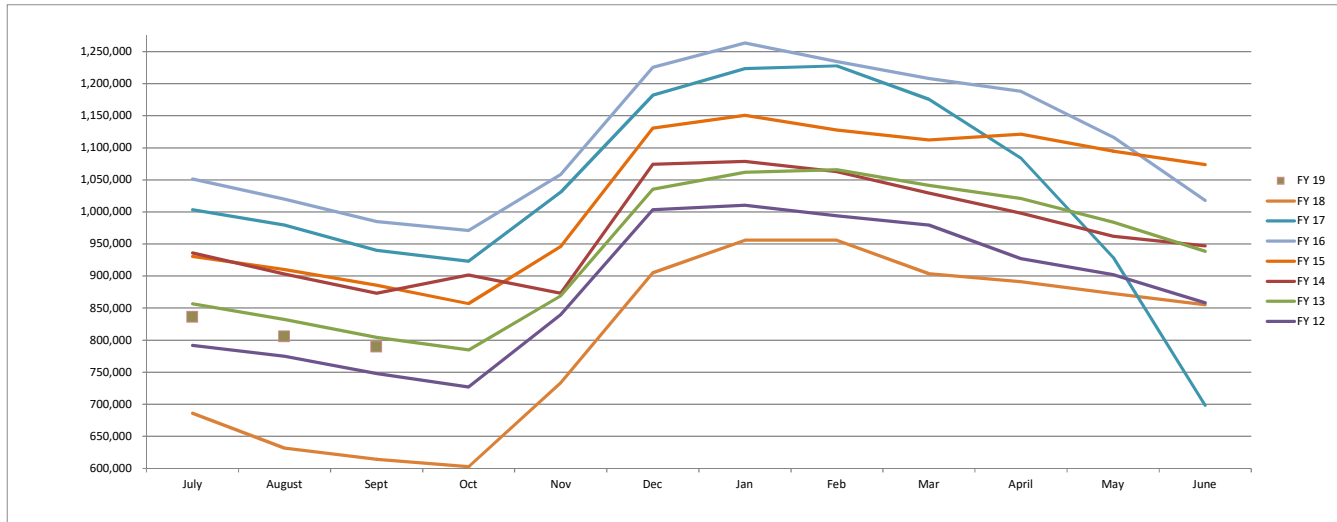
CI	Funds Ctr/CI Title	2019 Appropriatn	Adjustments	Blocks	Adjusted Appropriatn	Estm'd Salary Holding	FY19 Adjusted Appropriatn	July	August	September	October	November	December	January	February	March	April	May	June	Total Expenditures	Commitments	Remaining Appropriation
00	Salaries	270247	0	0	270,247	0	270,247	21,930.68	32,650.10	21,333.38	0.00	0.00	0.00	0.00	0.00	0.00	0.00	0.00	0.00	75,914.16	0.00	194,332.84
01	Extra Help	12000	0	0	12,000	0	12,000	0.00	0.00	0.00	0.00	0.00	0.00	0.00	0.00	0.00	0.00	0.00	0.00	0.00	0.00	12,000.00
03	Matching	91767	0	0	91,767	0	91,767	7,505.61	9,978.69	7,377.60	0.00	0.00	0.00	0.00	0.00	0.00	0.00	0.00	0.00	24,861.90	0.00	66,905.10
02	Operating Expense	208649	0	0	208,649	0	208,649	9,350.97	8,042.96	6,129.36	0.00	0.00	0.00	0.00	0.00	0.00	0.00	0.00	0.00	23,523.29	1,646.77	183,478.94
09	Travel	10227	0	0	10,227	0	10,227	0.00	1,735.15	0.00	0.00	0.00	0.00	0.00	0.00	0.00	0.00	0.00	0.00	1,735.15	0.00	8,491.85
10	Prof. Fees	7144	0	0	7,144	0	7,144	0.00	0.00	0.00	0.00	0.00	0.00	0.00	0.00	0.00	0.00	0.00	0.00	0.00	0.00	7,144.00
Total		600,034	0	0	600,034	0	600,034	38,787.26	52,406.90	34,840.34	-	-	-	-	-	-	-	-	-	126,034.50	1,646.77	472,352.73

Revenue:	July	August	Sept	Oct	Nov	Dec	Jan	Feb	Mar	April	May	June	Revenue year to date
AASIS Total w/Adjustments	14,510.00	20,475.00	18,285.00	-	-	-	-	-	-	-	-	-	\$53,270.00
4049003000 Interest-Treas	1,492.31	1,852.91	5,188.33	-	-	-	-	-	-	-	-	-	\$8,533.55
4049007000 Interest-CD's	87.72	99.00	188.72	-	-	-	-	-	-	-	-	-	\$373.44
Total	16,090.03	22,426.91	23,660.05	-	-	-	-	-	-	-	-	-	\$62,176.99

Revenue/Expenditure	\$ (22,697.23)	\$ (29,979.99)	\$ (11,180.29)	\$ -	\$ -	\$ -	\$ -	\$ -	\$ -	\$ -	\$ -	\$ -	\$ 63,857.51
----------------------------	-----------------------	-----------------------	-----------------------	-------------	-------------	-------------	-------------	-------------	-------------	-------------	-------------	-------------	---------------------

1120001000 CD's Balance	189,656.31	189,755.31	189,755.31	-	-	-	-	-	-	-	-	-	-
Cash in Treasury (Fund Balance) FY19	835,835.85	805,506.86	789,264.63	-	-	-	-	-	-	-	-	-	-
Cash in Treasury (Fund Balance) FY18	685,827.35	631,739.95	614,253.23	602,410.19	733,187.89	905,039.81	955,943.33	955,943.33	903,595.34	891,206.09	872,667.13	855,400.80	-
Cash in Treasury (Fund Balance) FY17	1,003,210.91	979,538.39	939,922.11	922,966.65	1,031,004.94	1,181,890.40	1,223,465.37	1,227,862.29	1,175,864.69	1,084,029.62	928,996.58	698,343.92	-
Cash in Treasury (Fund Balance) FY16	1,051,363.67	1,020,043.11	985,160.44	970,973.31	1,058,524.89	1,225,340.94	1,263,677.73	1,234,354.94	1,207,899.78	1,188,287.76	1,116,814.04	1,017,972.56	-
Cash in Treasury (Fund Balance) FY15	930,434.09	910,304.89	885,550.00	857,008.56	946,010.48	1,130,574.19	1,150,879.53	1,127,630.93	1,112,401.97	1,121,157.49	1,095,000.01	1,073,722.38	-
Cash in Treasury (Fund Balance) FY14	936,113.10	902,906.19	873,059.38	901,833.57	873,059.38	1,074,138.68	1,078,802.37	1,062,925.51	1,029,406.70	997,978.78	962,023.37	947,010.07	-
Cash in Treasury (Fund Balance) FY13	856,824.56	832,025.98	804,146.45	784,629.37	869,350.59	1,035,446.38	1,061,635.32	1,065,694.66	1,041,365.09	1,020,708.32	984,184.68	938,483.10	-
Cash in Treasury (Fund Balance) FY12	791,766.34	774,783.81	747,996.30	726,738.84	839,826.76	1,003,321.67	1,010,340.03	994,139.79	979,593.84	926,960.02	902,284.72	858,103.60	-

Commitments:	
Copier Lease	1,003.43
Postage meter lease	643.34
	1,646.77



**Board of Licensure for Prof Engineers and Prof Surveyors (0236)
FY19 Revenue Reconciliation for the Month ending August 2018**

AASIS Revenue

Amounts

Application Fees (4041002000)	\$ 15,150.00
Certificate Fees (4041004000)	\$ 5.00
Testing Fees (4041005000)	\$ -
Renewal Fees (4041007000)	\$ 4,120.00
Other Fees (4041028000)	\$ 750.00
Fines and Penalties (4042001000)	\$ -
Reinstatement Fees (4041041000)	\$ 200.00
AASIS Total:	\$ 20,225.00

Adjustments

PELS current month receipts posted in AASIS in subsequent (+)	740.00
PELS prior month receipts posted in AASIS in current (-)	(490.00)
AASIS current month receipts reversed in subsequent	0.00
AASIS prior month receipts reversed in current	0.00
AASIS Balance Forward:	\$ 20,475.00

PELS receipts

Application Fees (4041002000)	\$ 15,350.00
Certificate Fees (4041004000)	\$ 5.00
Testing Fees (4041005000)	\$ -
Renewal Fees (4041007000)	\$ 4,170.00
Other Fees (4041028000)	\$ 750.00
Fines and Penalties (4042001000)	\$ -
Reinstatement Fees (4041041000)	\$ 200.00
Misc Revenue (4047099000)	\$ -
PELS Balance Forward:	20,475.00

Overage/Shortage (AASIS Balance Forward / PELS Balance Forward): \$ -



Explanation for discrepancy:

Attachment: Financial Comparison AASIS to PELS: August 2018

The information on this schedule accurately reflects the cash receipts that have been received and deposited by this agency during the stated month. The total receipts and total deposits have been reconciled to AASIS.

All figures noted on this report have been verified by reviewing the deposit register and trial balance for the stated month. Any discrepancies have been investigated and resolved.

All receipt numbers and licenses issued have been accounted for. Any discrepancies have been investigated and resolved.

 _____ Fiscal Support Analyst	9/19/2018 _____ Date
 _____ Executive Director	9/19/2018 _____ Date

FINANCIAL COMPARISON AASIS TO PELS

August 2018		AASIS					PELS			Reconciliation		
AASIS Code	GL Acct	totals	Current month receipts posted in subsequent	prior month receipts posted in current	Current month receipts reversed in subsequent	Prior month receipts reversed in current	AASIS Balance Forward	PELS Deposit Summary	PELS Balance Forward	AASIS Balance Forward	PELS Balance Forward	Overage /Shortage
255	4041002000	15,150.00	600.00	(400.00)	0.00	0.00	15,350.00	15,350.00	15,350.00	15,350.00	15,350.00	0.00
257	4041004000	5.00	0.00	0.00	0.00	0.00	5.00	5.00	5.00	5.00	5.00	0.00
258	4041005000	0.00	0.00	0.00	0.00	0.00	0.00	0.00	0.00	0.00	0.00	0.00
260	4041007000	4,120.00	140.00	(90.00)	0.00	0.00	4,170.00	4,170.00	4,170.00	4,170.00	4,170.00	0.00
281	4041028000	750.00	0.00	0.00	0.00	0.00	750.00	750.00	750.00	750.00	750.00	0.00
539	4041041000	200.00	0.00	0.00	0.00	0.00	200.00	200.00	200.00	200.00	200.00	0.00
284	4042001000	0.00	0.00	0.00	0.00	0.00	0.00	0.00	0.00	0.00	0.00	0.00
586	4047099000	0.00	0.00	0.00	0.00	0.00	0.00	0.00	0.00	0.00	0.00	0.00
		20,225.00	740.00	(490.00)	0.00	0.00	20,475.00	20,475.00	20,475.00	20,475.00	20,475.00	0.00

Reconciling items

4041002000 4041004000 4041005000 4041007000 4041028000 4041041000

PELS items	PELS post date	AASIS Doc #	applications	certificate	exams	renewals	Temp	Reinstate	Totals
August posted in	8/31/2018	14605671	400				140		540
September	8/30/2018	52187976	200						200
PELS receipts posted in Subsequent			600	0	0	140	0	0	740
July posted in	7/31/2018	52185040	200						200
August	7/31/2018	14601664	200				90		290
PELS receipts posted from prior			400	0	0	90	0 #	0	490

**Board of Licensure for Prof Engineers and Prof Surveyors (0236)
FY19 Revenue Reconciliation for the Month ending September 2018**

AASIS Revenue

Amounts

Application Fees (4041002000)	\$ 13,025.00
Certificate Fees (4041004000)	\$ -
Testing Fees (4041005000)	\$ 100.00
Renewal Fees (4041007000)	\$ 3,500.00
Other Fees (4041028000)	\$ 150.00
Fines and Penalties (4042001000)	\$ -
Reinstatement Fees (4041041000)	\$ 200.00
AASIS Total:	\$ 16,975.00

Adjustments

PELS current month receipts posted in AASIS in subsequent (+)	2,050.00
PELS prior month receipts posted in AASIS in current (-)	(740.00)
AASIS current month receipts reversed in subsequent	0.00
AASIS prior month receipts reversed in current	0.00
AASIS Balance Forward:	\$ 18,285.00

PELS receipts

Application Fees (4041002000)	\$ 13,075.00
Certificate Fees (4041004000)	\$ -
Testing Fees (4041005000)	\$ 100.00
Renewal Fees (4041007000)	\$ 4,660.00
Other Fees (4041028000)	\$ 150.00
Fines and Penalties (4042001000)	\$ -
Reinstatement Fees (4041041000)	\$ 300.00
Misc Revenue (4047099000)	\$ -
PELS Balance Forward:	18,285.00

Overage/Shortage (AASIS Balance Forward / PELS Balance Forward): \$ -

Explanation for discrepancy:



Attachment: Financial Comparison AASIS to PELS:

September 2018

The information on this schedule accurately reflects the cash receipts that have been received and deposited by this agency during the stated month. The total receipts and total deposits have been reconciled to AASIS.

All figures noted on this report have been verified by reviewing the deposit register and trial balance for the stated month. Any discrepancies have been investigated and resolved.

All receipt numbers and licenses issued have been accounted for. Any discrepancies have been investigated and resolved.

 Fiscal Support Analyst	10/9/2018 Date
 Executive Director	10/9/2018 Date

FINANCIAL COMPARISON AASIS TO PELS

		AASIS					PELS			Reconciliation			
AASIS Code	GL Acct	totals	Current month receipts posted in subsequent	prior month receipts posted in current	Current month receipts reversed in subsequent	Prior month receipts reversed in current	AASIS Balance Forward	PELS Deposit Summary		PELS Balance Forward	AASIS Balance Forward	PELS Balance Forward	Overage /Shortage
255	4041002000	13,025.00	650.00	(600.00)	0.00	0.00	13,075.00	13,075.00		13,075.00	13,075.00	13,075.00	0.00
257	4041004000	0.00	0.00	0.00	0.00	0.00	0.00	0.00		0.00	0.00	0.00	0.00
258	4041005000	100.00	0.00	0.00	0.00	0.00	100.00	100.00		100.00	100.00	100.00	0.00
260	4041007000	3,500.00	1,300.00	(140.00)	0.00	0.00	4,660.00	4,660.00		4,660.00	4,660.00	4,660.00	0.00
281	4041028000	150.00	0.00	0.00	0.00	0.00	150.00	150.00		150.00	150.00	150.00	0.00
539	4041041000	200.00	100.00	0.00	0.00	0.00	300.00	300.00		300.00	300.00	300.00	0.00
284	4042001000	0.00	0.00	0.00	0.00	0.00	0.00	0.00		0.00	0.00	0.00	0.00
586	4047099000	0.00	0.00	0.00	0.00	0.00	0.00	0.00		0.00	0.00	0.00	0.00
		16,975.00	2,050.00	(740.00)	0.00	0.00	18,285.00	18,285.00		18,285.00	18,285.00	18,285.00	0.00

Reconciling items

4041002000 4041004000 4041005000 4041007000 4041028000 4041041000

PELS items	PELS post date	AASIS Doc #	applications	certificate	exams	renewals	Temp	Reinstate	Totals
September posted in	9/27/2018	52190373					200	100	300
October	9/27/2018	14609611	200				820		1020
	9/28/2018	14609612	450				280		730
									0
									0
									0
									0
									0
									0
									0
									0
									0
PELS receipts posted in Subsequent			650	0	0	1300	0	100	2050
August posted in	8/31/2018	14605671	400				140		540
September	8/30/2018	52187976	200						200
									0
									0
									0
									0
									0
									0
									0
									0
PELS receipts posted from prior			600	0	0	140	0	0	740

5010001000 Regular Salaries Staff

August FY19

FOR period start date	For-period end date	Personnel Number	Name of Employee or Applicant	Wage Type Long Text	Amount	Posting document
7/15/2018	7/28/2018	84350	GRANT GRIGG	/845 Total paid non-work	0.00	8701510
7/15/2018	7/28/2018	84350	GRANT GRIGG	1200 Regular working time	1,922.51	8701510
7/15/2018	7/28/2018	84350	GRANT GRIGG	1252 Sick pay	63.61	8701510
7/15/2018	7/28/2018	84350	GRANT GRIGG	1252 Sick pay	169.63	8701510
7/15/2018	7/28/2018	84350	GRANT GRIGG	1252 Sick pay	70.68	8701510
7/15/2018	7/28/2018	84350	GRANT GRIGG	1252 Sick pay	21.20	8701510
7/15/2018	7/28/2018	84350	GRANT GRIGG	1252 Sick pay	14.14	8701510
			GRANT GRIGG		2,261.77	
7/15/2018	7/28/2018	1185	HEATHER N RICHARDSON	1200 Regular working time	2,233.23	8701510
7/15/2018	7/28/2018	1185	HEATHER N RICHARDSON	/845 Total paid non-work	0.00	8701510
7/15/2018	7/28/2018	1185	HEATHER N RICHARDSON	1252 Sick pay	281.35	8701510
7/15/2018	7/28/2018	1185	HEATHER N RICHARDSON	1252 Sick pay	281.35	8701510
7/15/2018	7/28/2018	1185	HEATHER N RICHARDSON	1251 Vacation pay	17.58	8701510
			HEATHER N RICHARDSON		2,813.51	
7/15/2018	7/28/2018	7804	KEISHA L WRIGHT	1200 Regular working time	1,235.60	8701510
7/15/2018	7/28/2018	7804	KEISHA L WRIGHT	/845 Total paid non-work	0.00	8701510
7/15/2018	7/28/2018	7804	KEISHA L WRIGHT	1251 Vacation pay	48.14	8701510
			KEISHA L WRIGHT		1,283.74	
7/15/2018	7/28/2018	28444	LINDA S STONE	/845 Total paid non-work	0.00	8701510
7/15/2018	7/28/2018	28444	LINDA S STONE	1251 Vacation pay	20.94	8701510
7/15/2018	7/28/2018	28444	LINDA S STONE	1200 Regular working time	1,559.92	8701510
7/15/2018	7/28/2018	28444	LINDA S STONE	1252 Sick pay	94.22	8701510
			LINDA S STONE		1,675.08	
7/15/2018	7/28/2018	19356	MARILYN F SMITH	1252 Sick pay	26.21	8701510
7/15/2018	7/28/2018	19356	MARILYN F SMITH	1251 Vacation pay	119.80	8701510
7/15/2018	7/28/2018	19356	MARILYN F SMITH	1251 Vacation pay	119.80	8701510
7/15/2018	7/28/2018	19356	MARILYN F SMITH	1251 Vacation pay	119.80	8701510
7/15/2018	7/28/2018	19356	MARILYN F SMITH	1251 Vacation pay	119.80	8701510
7/15/2018	7/28/2018	19356	MARILYN F SMITH	1251 Vacation pay	119.80	8701510
7/15/2018	7/28/2018	19356	MARILYN F SMITH	1251 Vacation pay	11.23	8701510
7/15/2018	7/28/2018	19356	MARILYN F SMITH	1200 Regular working time	561.57	8701510
7/15/2018	7/28/2018	19356	MARILYN F SMITH	/845 Total paid non-work	0.00	8701510
			MARILYN F SMITH		1,198.01	
7/15/2018	7/28/2018	28472	VIRGINIA S DAVIS	/845 Total paid non-work	0.00	8701510
7/15/2018	7/28/2018	28472	VIRGINIA S DAVIS	1200 Regular working time	1,220.34	8701510
7/15/2018	7/28/2018	28472	VIRGINIA S DAVIS	1252 Sick pay	12.04	8701510
7/15/2018	7/28/2018	28472	VIRGINIA S DAVIS	1252 Sick pay	16.06	8701510
7/15/2018	7/28/2018	28472	VIRGINIA S DAVIS	1252 Sick pay	36.13	8701510
			VIRGINIA S DAVIS		1,284.57	
					10,516.68	
FOR period start date	For-period end date	Personnel Number	Name of Employee or Applicant	Wage Type Long Text	Amount	Posting document
7/29/2018	8/11/2018	84350	GRANT GRIGG	1200 Regular working time	2,148.69	8721710
7/29/2018	8/11/2018	84350	GRANT GRIGG	/845 Total paid non-work	0.00	8721710
7/29/2018	8/11/2018	84350	GRANT GRIGG	1251 Vacation pay	113.09	8721710
7/29/2018	8/11/2018	84350	GRANT GRIGG	1114 Career Svc.Recogniti	800.00	8721710
			GRANT GRIGG		3,061.78	
7/29/2018	8/11/2018	1185	HEATHER N RICHARDSON	1252 Sick pay	281.35	8721710
7/29/2018	8/11/2018	1185	HEATHER N RICHARDSON	1252 Sick pay	35.17	8721710
7/29/2018	8/11/2018	1185	HEATHER N RICHARDSON	1251 Vacation pay	52.75	8721710
7/29/2018	8/11/2018	1185	HEATHER N RICHARDSON	1251 Vacation pay	17.58	8721710
7/29/2018	8/11/2018	1185	HEATHER N RICHARDSON	1251 Vacation pay	140.68	8721710
7/29/2018	8/11/2018	1185	HEATHER N RICHARDSON	/845 Total paid non-work	0.00	8721710
7/29/2018	8/11/2018	1185	HEATHER N RICHARDSON	1200 Regular working time	2,285.99	8721710
			HEATHER N RICHARDSON		2,813.52	
7/29/2018	8/11/2018	7804	KEISHA L WRIGHT	1200 Regular working time	1,283.74	8721710
			KEISHA L WRIGHT		1,283.74	
7/29/2018	8/11/2018	28444	LINDA S STONE	1200 Regular working time	1,507.57	8721710
7/29/2018	8/11/2018	28444	LINDA S STONE	/845 Total paid non-work	0.00	8721710
7/29/2018	8/11/2018	28444	LINDA S STONE	1252 Sick pay	167.51	8721710
			LINDA S STONE		1,675.08	
7/29/2018	8/11/2018	19356	MARILYN F SMITH	/845 Total paid non-work	0.00	8721710
7/29/2018	8/11/2018	19356	MARILYN F SMITH	1200 Regular working time	992.11	8721710

7/29/2018	8/11/2018	19356	MARILYN F SMITH	1251 Vacation pay	14.98	8721710
7/29/2018	8/11/2018	19356	MARILYN F SMITH	1252 Sick pay	71.13	8721710
7/29/2018	8/11/2018	19356	MARILYN F SMITH	1252 Sick pay	119.80	8721710
			MARILYN F SMITH		1,198.02	
7/29/2018	8/11/2018	28472	VIRGINIA S DAVIS	1200 Regular working time	1,228.37	8721710
7/29/2018	8/11/2018	28472	VIRGINIA S DAVIS	/845 Total paid non-work	0.00	8721710
7/29/2018	8/11/2018	28472	VIRGINIA S DAVIS	1252 Sick pay	28.10	8721710
7/29/2018	8/11/2018	28472	VIRGINIA S DAVIS	1252 Sick pay	8.03	8721710
7/29/2018	8/11/2018	28472	VIRGINIA S DAVIS	1252 Sick pay	20.07	8721710
			VIRGINIA S DAVIS		1,284.57	
					11,316.71	
FOR period start date	For-period end date	Personnel Number	Name of Employee or Applicant	Wage Type Long Text	Amount	Posting document
8/12/2018	8/25/2018	84350	GRANT GRIGG	1200 Regular working time	2,261.78	8741932
			GRANT GRIGG		2,261.78	
8/12/2018	8/25/2018	1185	HEATHER N RICHARDSON	1200 Regular working time	2,813.52	8741932
			HEATHER N RICHARDSON		2,813.52	
8/12/2018	8/25/2018	7804	KEISHA L WRIGHT	/845 Total paid non-work	0.00	8741932
8/12/2018	8/25/2018	7804	KEISHA L WRIGHT	1200 Regular working time	641.87	8741932
8/12/2018	8/25/2018	7804	KEISHA L WRIGHT	1251 Vacation pay	641.87	8741932
			KEISHA L WRIGHT		1,283.74	
8/12/2018	8/25/2018	28444	LINDA S STONE	/845 Total paid non-work	0.00	8741932
8/12/2018	8/25/2018	28444	LINDA S STONE	1200 Regular working time	1,654.14	8741932
8/12/2018	8/25/2018	28444	LINDA S STONE	1252 Sick pay	20.94	8741932
			LINDA S STONE		1,675.08	
8/12/2018	8/25/2018	19356	MARILYN F SMITH	/845 Total paid non-work	0.00	8741932
8/12/2018	8/25/2018	19356	MARILYN F SMITH	1200 Regular working time	1,052.01	8741932
8/12/2018	8/25/2018	19356	MARILYN F SMITH	1251 Vacation pay	119.80	8741932
8/12/2018	8/25/2018	19356	MARILYN F SMITH	1252 Sick pay	26.21	8741932
			MARILYN F SMITH		1,198.02	
8/12/2018	8/25/2018	28472	VIRGINIA S DAVIS	/845 Total paid non-work	0.00	8741932
8/12/2018	8/25/2018	28472	VIRGINIA S DAVIS	1200 Regular working time	1,264.50	8741932
8/12/2018	8/25/2018	28472	VIRGINIA S DAVIS	1252 Sick pay	20.07	8741932
			VIRGINIA S DAVIS		1,284.57	
					10,516.71	

5010001000 Regular Salaries Staff

Septem| FY19

FOR period start date	For-period end date	Personnel Number	Name of Employee or Applicant	Wage Type Long Text	Amount	Posting document
8/26/2018	9/8/2018	84350	GRANT GRIGG	1252 Sick pay	226.18	8762090
8/26/2018	9/8/2018	84350	GRANT GRIGG	/845 Total paid non-work	0.00	8762090
8/26/2018	9/8/2018	84350	GRANT GRIGG	1200 Regular working time	1,809.42	8762090
8/26/2018	9/8/2018	84350	GRANT GRIGG	1211 Holiday premium	226.18	8762090
			GRANT GRIGG		2,261.78	
8/26/2018	9/8/2018	1185	HEATHER N RICHARDSON	/845 Total paid non-work	0.00	8762090
8/26/2018	9/8/2018	1185	HEATHER N RICHARDSON	1200 Regular working time	2,250.82	8762090
8/26/2018	9/8/2018	1185	HEATHER N RICHARDSON	1211 Holiday premium	281.35	8762090
8/26/2018	9/8/2018	1185	HEATHER N RICHARDSON	1251 Vacation pay	281.35	8762090
			HEATHER N RICHARDSON		2,813.52	
8/26/2018	9/8/2018	7804	KEISHA L WRIGHT	1200 Regular working time	641.87	8762090
8/26/2018	9/8/2018	7804	KEISHA L WRIGHT	/845 Total paid non-work	0.00	8762090
8/26/2018	9/8/2018	7804	KEISHA L WRIGHT	1252 Sick pay	128.37	8762090
8/26/2018	9/8/2018	7804	KEISHA L WRIGHT	1250 Holiday pay	128.37	8762090
8/26/2018	9/8/2018	7804	KEISHA L WRIGHT	1265 Birth Day	128.37	8762090
8/26/2018	9/8/2018	7804	KEISHA L WRIGHT	1251 Vacation pay	256.75	8762090
			KEISHA L WRIGHT		1,283.73	
8/26/2018	9/8/2018	28444	LINDA S STONE	1251 Vacation pay	20.94	8762090
8/26/2018	9/8/2018	28444	LINDA S STONE	1251 Vacation pay	20.94	8762090
8/26/2018	9/8/2018	28444	LINDA S STONE	1252 Sick pay	88.99	8762090
8/26/2018	9/8/2018	28444	LINDA S STONE	/845 Total paid non-work	0.00	8762090
8/26/2018	9/8/2018	28444	LINDA S STONE	1200 Regular working time	1,376.71	8762090
8/26/2018	9/8/2018	28444	LINDA S STONE	1211 Holiday premium	167.51	8762090
			LINDA S STONE		1,675.09	
8/26/2018	9/8/2018	19356	MARILYN F SMITH	1200 Regular working time	1,055.75	8762090
8/26/2018	9/8/2018	19356	MARILYN F SMITH	/845 Total paid non-work	0.00	8762090
8/26/2018	9/8/2018	19356	MARILYN F SMITH	1250 Holiday pay	119.80	8762090
8/26/2018	9/8/2018	19356	MARILYN F SMITH	1251 Vacation pay	22.46	8762090

			MARILYN F SMITH		1,198.01	
8/26/2018	9/8/2018	28472	VIRGINIA S DAVIS	1252 Sick pay	20.07	8762090
8/26/2018	9/8/2018	28472	VIRGINIA S DAVIS	1252 Sick pay	24.09	8762090
8/26/2018	9/8/2018	28472	VIRGINIA S DAVIS	/845 Total paid non-work	0.00	8762090
8/26/2018	9/8/2018	28472	VIRGINIA S DAVIS	1200 Regular working time	1,111.95	8762090
8/26/2018	9/8/2018	28472	VIRGINIA S DAVIS	1250 Holiday pay	128.46	8762090
			VIRGINIA S DAVIS		1,284.57	
					10,516.70	
FOR period start date	For-period end date	Personnel Number	Name of Employee or Applicant	Wage Type Long Text	Amount	Posting document
9/9/2018	9/22/2018	84350	GRANT GRIGG	/845 Total paid non-work	0.00	8782027
9/9/2018	9/22/2018	84350	GRANT GRIGG	1200 Regular working time	2,205.23	8782027
9/9/2018	9/22/2018	84350	GRANT GRIGG	1252 Sick pay	56.54	8782027
			GRANT GRIGG		2,261.77	
9/9/2018	9/22/2018	1185	HEATHER N RICHARDSON	/845 Total paid non-work	0.00	8782027
9/9/2018	9/22/2018	1185	HEATHER N RICHARDSON	1200 Regular working time	2,250.82	8782027
9/9/2018	9/22/2018	1185	HEATHER N RICHARDSON	1251 Vacation pay	562.70	8782027
			HEATHER N RICHARDSON		2,813.52	
9/9/2018	9/22/2018	7804	KEISHA L WRIGHT	1200 Regular working time	1,255.65	8782027
9/9/2018	9/22/2018	7804	KEISHA L WRIGHT	/845 Total paid non-work	0.00	8782027
9/9/2018	9/22/2018	7804	KEISHA L WRIGHT	1252 Sick pay	28.08	8782027
			KEISHA L WRIGHT		1,283.73	
9/9/2018	9/22/2018	28444	LINDA S STONE	1200 Regular working time	1,643.67	8782027
9/9/2018	9/22/2018	28444	LINDA S STONE	/845 Total paid non-work	0.00	8782027
9/9/2018	9/22/2018	28444	LINDA S STONE	1252 Sick pay	31.41	8782027
			LINDA S STONE		1,675.08	
9/9/2018	9/22/2018	19356	MARILYN F SMITH	1200 Regular working time	1,078.21	8782027
9/9/2018	9/22/2018	19356	MARILYN F SMITH	/845 Total paid non-work	0.00	8782027
9/9/2018	9/22/2018	19356	MARILYN F SMITH	1252 Sick pay	119.80	8782027
			MARILYN F SMITH		1,198.01	
9/9/2018	9/22/2018	28472	VIRGINIA S DAVIS	1200 Regular working time	1,260.48	8782027
9/9/2018	9/22/2018	28472	VIRGINIA S DAVIS	/845 Total paid non-work	0.00	8782027
9/9/2018	9/22/2018	28472	VIRGINIA S DAVIS	1252 Sick pay	16.06	8782027
9/9/2018	9/22/2018	28472	VIRGINIA S DAVIS	1252 Sick pay	8.03	8782027
			VIRGINIA S DAVIS		1,284.57	
					10,516.68	
5010001900 Stipends						
FOR period start date	For-period end date	Personnel Number	Name of Employee or Applicant	Wage Type Long Text	Amount	Posting document
7/29/2018	8/11/2018	86103	DAN C YOUNG	1163 60.00 Stipend Board/	60.00	8721710
			DAN C YOUNG		60.00	
7/29/2018	8/11/2018	52612	HAROLD J ENGSTROM	1163 60.00 Stipend Board/	60.00	8721710
			HAROLD J ENGSTROM		60.00	
7/29/2018	8/11/2018	52614	IVAN HOFFMAN Jr	1163 60.00 Stipend Board/	60.00	8721710
			IVAN HOFFMAN Jr		60.00	
7/29/2018	8/11/2018	111903	Mr. BRIAN J. MOORE	1163 60.00 Stipend Board/	60.00	8721710
			Mr. BRIAN J. MOORE		60.00	
7/29/2018	8/11/2018	122804	Mr. J. KYLE SALYER	1163 60.00 Stipend Board/	60.00	8721710
			Mr. J. KYLE SALYER		60.00	
					300.00	
FOR period start date	For-period end date	Personnel Number	Name of Employee or Applicant	Wage Type Long Text	Amount	Posting document
9/9/2018	9/22/2018	52612	HAROLD J ENGSTROM	1163 60.00 Stipend Board/	60.00	8782027
			HAROLD J ENGSTROM		60.00	
9/9/2018	9/22/2018	52614	IVAN HOFFMAN Jr	1163 60.00 Stipend Board/	60.00	8782027
			IVAN HOFFMAN Jr		60.00	
9/9/2018	9/22/2018	111903	Mr. BRIAN J. MOORE	1163 60.00 Stipend Board/	60.00	8782027
			Mr. BRIAN J. MOORE		60.00	
9/9/2018	9/22/2018	106621	Mr. DAVID B. BEASLEY	1163 60.00 Stipend Board/	60.00	8782027
			Mr. DAVID B. BEASLEY		60.00	
9/9/2018	9/22/2018	122804	Mr. J. KYLE SALYER	1163 60.00 Stipend Board/	60.00	8782027
			Mr. J. KYLE SALYER		60.00	
					300.00	

FY19 Period 1-3 September	Debit	Credit	Balance
1000236001 CJ ELS 0236 # 001	18,120.00	-18,120.00	0
1010103000 Petty Cash	0	0	0
** Cash On Hand	18,120.00	-18,120.00	0
1100001000 Treasury	62,023.33	-124,157.05	-62,133.72
1100001001 Treasury Outgoing	29,223.96	-31,101.41	-1,877.45
1100001003 Treasury EFT Out	1,687.30	-1,687.30	0
1100001005 Treasury Tnsfrs Out	93,245.79	-93,245.79	0
1100001006 Treasury Tnsfrs In	0	0	0
* Cash Available to Spend	186,180.38	-250,191.55	-64,011.17
1100001002 Treasury Incoming	18,120.00	-17,900.00	220
1100001004 Treasury EFT In	91,740.00	-93,865.00	-2,125.00
* Deposits in Transit	109,860.00	-111,765.00	-1,905.00
** Cash in State Treasury	296,040.38	-361,956.55	-65,916.17
1100002000 Non-AASIS House Bank	0	0	0
** Cash in Bank	0	0	0
1120001000 Invest CD	186.72	0	186.72
** Investments	186.72	0	186.72
1140003100 Int Agy Due to/from	0	-2,990.00	-2,990.00
1140003300 Payroll Fund DT/DF	93,216.06	-93,216.06	0
** Interfund Receivable	93,216.06	-96,206.06	-2,990.00
1160001000 Accrued Interest	0	-134.94	-134.94
** Accrued Income	0	-134.94	-134.94
1190002000 PP Exp - Accrual Eng	0	0	0
1190002500 PP Exp - YE Accruals	0	-13,735.58	-13,735.58
** Pre-Paid Expenses	0	-13,735.58	-13,735.58
1990110000 Land Improve (Mod)	0	0	0
1990130000 Buildings (Modified)	0	0	0
1990150000 Equipment (Modified)	0	0	0
1990160000 Low Val Assets (Mod)	0	0	0
1991100000 AUC (Modified)	0	0	0
** Modified Accrual Fixed Assets	0	0	0
1991320000 Land Improv FullCAFR	0	0	0
1991321000 Land Improv(FContra)	0	0	0
1991340000 Buildings Full CAFR	0	0	0
1991341000 Buildings (F Contra)	0	0	0
1991360000 Equipment Full CAFR	0	0	0
1991361000 Equip. F Contra CAFR	0	0	0
1991370000 Low Val Asset (Full)	0	0	0
1991371000 LVA (Full Contra)	0	0	0
1992100000 AC Dep Lnd Imp(Full)	0	-1,149.72	-1,149.72
1992300000 AC Dep Bldg(Full)	0	-9,350.47	-9,350.47
1992500000 AC Dep Equipmnt(Full)	0	0	0
1992600000 AC Dep LV Asset(Full)	0	0	0
** Full Accrual Fixed Assets	0	-10,500.19	-10,500.19
2110001000 Vendor AP	14,176.72	-14,176.72	0
2110001100 Vendor Accrued Liab	1,462.25	0	1,462.25
2110001102 Local Govt AP	418.12	-418.12	0
2110002000 Employee AP	1,739.01	-1,739.01	0
2111001000 GRIR Clearing	2,614.28	-2,614.28	0
** Accounts Payable	20,410.38	-18,948.13	1,462.25

2110003000 Due To Other Funds	16,527.56	-16,527.56	0
2110004100 Inter Agency Due To	2,280.48	0	2,280.48
** Interfund Due-To	18,808.04	-16,527.56	2,280.48
2112004000 Due to Other Gov.	137.3	0	137.3
** Due to Other Governments	137.3	0	137.3
2115006000 Acc Salary & Ben YE	12,610.94	0	12,610.94
** Payroll Liability	12,610.94	0	12,610.94
2120002300 UseSaleTax AP Offset	0	0	0
2120003091 02 Use Tax Payable	0	0	0
2120003099 Use Tax Payable Accr	0	0	0
** Due to Revenue	0	0	0
2130001100 Unearned Income	465,715.75	0	465,715.75
** Unearned Revenues	465,715.75	0	465,715.75
2115007000 Comp Ab Current	3,809.05	0	3,809.05
2230002000 NC Accr Comp Absence	21,005.60	0	21,005.60
** Accrued Leave	24,814.65	0	24,814.65
3000000000 Fund Equity Clearing	0	0	0
3000002000 Fund Balance	0	0	0
3000004000 Net Asset Restricted	0	0	0
3900000000 Batch Input-Asset Ld	0	0	0
3902100000 Inv GFA Lnd Imp (Mod	0	0	0
3902300000 Inv GFA Bldg (Mod)	0	0	0
3902500000 Inv GFA Equip (Mod)	0	0	0
3902600000 Inv GFA LVA(Modified	0	0	0
** Fund Balance	0	0	0
4041002000 APPLICATION FEES	0	-40,225.00	-40,225.00
4041004000 OTH/CERTIFICATE FEE	0	-10	-10
4041005000 TESTING FEES	0	-500	-500
4041007000 RENEWAL FEE	0	-12,045.00	-12,045.00
4041028000 OTHER FEES	0	-1,350.00	-1,350.00
4041041000 REINSTATEMENT	0	-800	-800
** OR - Fees	0	-54,930.00	-54,930.00
4043002100 NBR LICENSE & PERMIT	2,990.00	-465,715.75	-462,725.75
** OR - Licenses and Permits	2,990.00	-465,715.75	-462,725.75
4049003000 INTEREST DISTRIB	0	-5,188.33	-5,188.33
4049003100 NBR Invest Earnings	134.94	0	134.94
4049007000 INTEREST CERT. DEP.	0	-186.72	-186.72
** OR - Investment Revenue	134.94	-5,375.05	-5,240.11
5010001000 00 Regular Salaries	74,954.16	0	74,954.16
5010001100 NBR - Personal Svs.	0	-10,253.96	-10,253.96
5010001600 NBR - Emp Benefits	0	-2,405.25	-2,405.25
5010001900 Stipends	960	0	960
5010005000 03 FICA & Medic Exp	5,179.87	0	5,179.87
5010006000 03 Ben Ins Exp HAL	7,560.00	0	7,560.00
5010006500 Agency Cost of ARCAP	639.03	0	639.03
5010007000 03 Retirement Exp	11,483.00	0	11,483.00
5010091000 NBR-Comp Ab. Expense	0	-24,814.65	-24,814.65
** Salary Expense	100,776.06	-37,473.86	63,302.20
5020002000 Telecomm Wired	609.71	0	609.71
5020003500 02 Connectivity	669.75	0	669.75
5020004000 Network Services Exp	268.47	0	268.47

5020004200	Internet Serv-Tech	4,409.50	0	4,409.50
5020004300	02 Server &Email Svc	484.85	0	484.85
5020005000	Freight	48.38	0	48.38
5020006000	NBR Com & Trans Com	10,381.28	-2,232.21	8,149.07
**	Communication & Transp. of Commod	16,871.94	-2,232.21	14,639.73
5030001000	Printing	213.74	0	213.74
5030002000	Bind Copy Collate	943.15	0	943.15
5030004100	NBR Printing & Adv.	0	-213.74	-213.74
**	Printing & Advertising	1,156.89	-213.74	943.15
5030005000	02-Bldg & Grds Maint	2,051.68	0	2,051.68
5030005100	Pest Control CI 02	222.36	0	222.36
5030008000	Office Equip Maint	209.28	0	209.28
**	Repairing & Servicing	2,483.32	0	2,483.32
5040001000	Electricity	635.36	0	635.36
5040003000	Water & Sewage	418.12	0	418.12
5040003100	02 Water	70.64	0	70.64
5040007000	Rent of Office Equip	1,097.86	0	1,097.86
5040008500	02 Rent-Data Proc Eq	277.5	0	277.5
5040011000	Other Rent & Leases	32.7	0	32.7
5040012000	NBR -Utilities & Ren	0	-345.01	-345.01
**	Utilities & Rent	2,532.18	-345.01	2,187.17
5050001000	02 Mileage	3.86	0	3.86
5050004100	09 - Meals	197.92	0	197.92
5050004200	09 - Lodging	1,439.50	0	1,439.50
5050006000	09 Common Carrier	97.73	0	97.73
5050020100	02Bd Mmbr Trav Meals	314.13	0	314.13
5050020200	02Bd Mmbr Trav Lodg	1,575.06	0	1,575.06
5050020300	02Bd Mmbr Trav Other	63.1	0	63.1
5050020400	02BdMbr Trvl Mileage	1,815.54	0	1,815.54
5050024000	NBR Travel/Sub CI 09	77.59	0	77.59
**	Travel & Subsistence	5,584.43	0	5,584.43
5070001000	Surety Perform Bonds	29.73	0	29.73
5070003000	Bld Contents Ins	1,304.63	0	1,304.63
**	Insurance & Bonds	1,334.36	0	1,334.36
5080002200	EFT PROCESSING FEES	2,078.15	0	2,078.15
5080009000	Janitorial Service	1,474.80	0	1,474.80
5080014100	Recycling Services	53.41	0	53.41
5080029000	NBR - Other Exp, Svs	3,276.71	-1,040.80	2,235.91
**	Other Expenses & Services	6,883.07	-1,040.80	5,842.27
5090006000	Office Supplies	643.2	-55.02	588.18
5090018000	Subscriptions Pubs	86.22	0	86.22
5090019000	Food Purchases	418.74	0	418.74
5090022000	02-Kit,Jan,House Sup	172.37	-17.68	154.69
**	Commodities, Materials & Supplies	1,320.53	-72.7	1,247.83
5110002000	02 Other Refunds	900	0	900
**	Refunds, Taxes & Claims	900	0	900
5901020000	Depr Expense (Full)	10,500.19	0	10,500.19
**	Depreciation/Amortization	10,500.19	0	10,500.19
***	BALANCE	1,103,528.13	-1,103,528.13	0

STATUS OF COMPLAINTS

As of October 22, 2018

Meeting Date: November 13, 2018

Agenda Item: 5a

Case 2018-01 In the Matter of Hamilton v Johnson

Complaint received on January 13, 2017, alleging unlicensed practice of Engineering, Inquiry letter sent on January 30, 2018 **Complaint letter returned, answer received July 19, 2018**

Case 2018-03 In the Matter of Thacker v Kittler

Complaint received on March 2, 2018 alleging negligence in the practice of Surveying, inquiry letter sent on March 2, 2018. **Answer Received March 21, 2018**

Case 2018-05 In the Matter of FEMA v ENSO Engineering

Complaint received on June 28, 2018 alleging negligence in the practice of Engineering, inquiry letter sent on July 2, 2018. **Answer Received July 12, 2018**

Case 2018-06 In the Matter of Doria v Rose

Complaint received on July 16, 2018 alleging negligence in the practice of Surveying, inquiry letter sent on July 17, 2018, 2018. **Answer Received August 1, 2018**

Case 2018-07 In the Matter of Hines v DronetoDesign

Complaint received on August 2, 2018 alleging practicing surveying without a license, inquiry letter sent on August 1, 2018. **Answer received August 9, 2018**

Case 2018-08 In the Matter of Humphrey v McKenny

Complaint received on July 31, 2018 alleging negligence in the practice of Surveying, inquiry letter sent on August 1, 2018. **Answer received September 16, 2018**

Arkansas State Board of Licensure
For
Professional Engineers And Professional Surveyors
623 Woodlane Drive, Little Rock, Arkansas
Agenda for November 13, 2018 Board meeting

1. 10:00 a.m. Call to order President Moore
 - a. Welcome new Board Member, Donald Perry
2. Consent Agenda
 - a. Approve Minutes of September 11, 2018 meeting.
 - b. Conditionally licensed registrants
 - i. PE Comity and Temporary Permits (with Model Law Engineer qualifications)
 - ii. EI's & SI's
 - iii. COA's
 - c. Executive Director recommendations
3. Administrative Items
 - a. Financial Report for August and September 2018
 - b. Board Rules Committee Appointment
 - c. Governor Asa Hutchinson's Transformation Saving Plan
 - d. Arkansas Attorney General's Report Sara Farris
 - e. Establishing passing/acceptable score for October 2018 Arkansas State Specific Surveying Examination
4. Applicants/discuss applications lists
 - a. Applications recommended for discussion by the Executive Director and items removed from sections 2.b. and 2.c. of the consent agenda
5. Complaint Committee Report Grant Grigg
 - a. Complaint Status Report
 - b. Case Management Statistics
 - c. Complaint Committee Consent Agenda
 - d. CPC Audit information
6. Board Topics
 - a. Legislative Issues
 - b. Next scheduled Board Meeting January 8, 2019 at 10:00 am

Lunch will be served at approximately 12:00p.m.