

Arkansas State Board of Licensure  
for Professional Engineers and Professional Surveyors  
Minutes – January 8, 2019

A meeting of The Board was convened at 10:00 a.m. in the Board Room at 623 Woodlane Dr., Little Rock, Arkansas, by President Brian Moore. Other Members present were Rod Williams, Ivan Hoffman, Jim Engstrom, Scott Bennett, David Beasley, Kyle Salyer, Tom Scott and Donald Perry. Others attending included; Executive Director Heather Richardson, Asst. Executive Director Linda Stone, Chief Investigator Grant Grigg, and Agency Counsel from the Attorney General's Office, Sara Farris.

The Consent Agenda was reviewed with motion made (Bennett moved, Williams seconded) and carried to ratify the following:

- a. Meeting minutes of November 13, 2018;
- b. Attached lists of conditionally licensed P.E.'s, Temporary Permits (with Engineer Model Law Qualifications), E.I.'s, S.I.'s and C.O.A.'s.;
- c. Executive Director Recommendations to;

Approve licensure for,

Mojtaba Ale Mohammadi	PE, subject to passing the PE exam
Alan R. Bronec	PE
Thomas J. Burke	PE
Kyle Christopher Crane	PE, subject to passing the PE exam
Eric M. Galindo	PE
Ammon Scott Groesbeck	PE
John Hilton Hoover	PE, subject to passing the PE exam
Matthew Michael Hubbard	PE
Nicholas James Jones	PE, subject to passing the PE exam
Paige M. Naeyaert	PE, subject to passing the PE exam
Tarek Ragab	PE, subject to passing the PE exam
Christopher Wayne Riley	PE, subject to passing the PE exam
Kamyar Sardari	EI
Devin Blakely Self	PE, subject to passing the PE exam
Thomas Robert Squillo	PE
Matthew Nicholas Strasser	PE, subject to passing the PE exam
Stephan Tremblay	PE
Weston B. Trimble	PE

Deny licensure to,

Jeffrey J. Salvagin	PE Comity does not meet the current nor prior Rules of the Board.
---------------------	---

The following administrative matters were discussed and/or acted upon:

Financial Reports (Cash Fund, Revenue Reconciliations, Zwarrant Check Activity, Payroll Posting, and AASIS Trial Balance) for October and November 2018. Motion was made (Beasley moved, Williams seconded) and carried to ratify the attached Financial Reports.

Staff reminded Members that their Annual Statement of Financial Interest is due by January 31, 2019.

Motion was made (Beasley moved, Williams seconded) and carried to: reimburse Board Members (and agency Counsel from the Asst. Attorney General's office) for expenses related to travel; pay for Board Meeting lunches; and \$60 stipends, as per the guidelines of A.C.A. §25-16-901 et seq.

The Rules Committee met to discuss possible amendments to our Rules with no action taken.

Ms. Farris, Asst. Attorney General, reported that the Supreme Court denied Connie Watkins motion to review the Court of Appeals Decision CV-16-903.

The Board acted upon the following applicants:

Santhosha Shanbhogue PE – Deny licensure, motion made (Williams moved, Salyer seconded) and carried (Beasley, Hoffman opposed) based upon not meeting the current nor prior Rules of the Board.

Abm Abdullah PE – Approve comity licensure, motion made (Williams moved, Beasley seconded) and carried.

Ali Abolhassani PE – Approve comity licensure, motion made (Beasley moved, Hoffman seconded) and carried.

Bryson McKinley Brewer PE – Approve comity licensure, motion made (Williams moved, Salyer seconded) and carried.

Michael D. Buchanan PE – Approve comity licensure, motion made (Scott moved, Salyer seconded) and carried.

*Applicants Con'd:*

- Edward M. Fiss PE – Approve comity licensure, motion made (Williams moved, Salyer seconded) and carried.
- Pengxiang Jiang PE – Deny admittance to the PE exam, motion made (Williams moved, Beasley seconded) and carried.
- Elijah Edward Knight PE – Approve comity licensure, motion made (Beasley moved, Williams seconded) and carried.
- Yonghua Liu PE – Approve comity licensure, motion made (Williams moved, Beasley seconded) and carried.
- William J. Phillips PE – Approve licensure, subject to passing the PE exam, motion made (Beasley moved, Engstrom seconded) and failed (9 opposed). Motion to deny was made (Bennett moved, Engstrom seconded) and carried.
- Hussam Saleem PE – Approve licensure, subject to passing the PE exam, motion made (Beasley moved, Williams seconded) and carried.
- Jared Jeffrey Schrempp PE – Approve comity licensure, motion made (Williams moved, Beasley seconded) and carried.
- Manish B. Shah PE – Approve comity licensure, motion made (Williams moved, Beasley seconded) and carried.

On behalf of the Complaint Committee (Item 5), Mr. Grigg presented the following:

- Status of Complaints (attached)
- Case Management Statistics
- Consent Agenda, a draft Consent Agreement for Case 2018-05 – FEMA v Enso was presented. Motion made (Hoffman moved, Bennett seconded) and carried (Salyer & Williams abstained) to accept the recommendation of the Complaint Committee and ratify the Agreement.
- CPC Audit of PS licensees has started.

The following Board Topics were discussed:


Motion made (Bennett moved, Hoffman seconded) and carried that funded delegates to the NCEES 2019 Southern/Western Zone Meeting in Boise Idaho, will be Heather Richardson, Kyle Salyer, and David Beasley.

Ms. Richardson updated the Members on the following:

- Governor Hutchinson’s Transformation Savings Plan
- Occupational Licensing and Regulations Consortium
- Red Tape Reduction Working Group
- 92<sup>nd</sup> General Assembly convenes on January 14, 2019.

Upcoming 2019 Board Meetings were set for January 30 at 9:00 a.m. and March 12 at 10:00 am.

Business being thus concluded the meeting adjourned at 11:40 am



Brian Moore, President

3/12/2019

Date



Heather Richardson, Executive Director

3/12/2019

Date

<b>2.b.i - PE's, Temporary Permits (with Model Law Qualifications), reapply due to 3 times fail exam, &amp; reinstatements</b>						
PE #	Last	Middle Name	First	Type	Comity State	Temp #
11960	Segraves		Jeffery	Allen	PE - C	Reinstatement
12926	Headla		Larry	Thomas	PE - C	Reinstatement
12999	Kenny		John	Matthew	PE - C	Reinstatement
18562	Bates		Brian	S.	PE - C	
18563	Brodner		Randall	James	PE - C	
18564	Crabtree		Paul	Andy	PE - C	
18565	Edmondson		Patrick	Neil	PE - C	
18566	Getman		Robert	Paul	PE - C	
18567	Hernke		Michael	Charles	PE - C	
18568	Jones		James	Milton	PE - C	
18569	Loshelder		Kenneth	R.	PE - C	
18570	Magruder		Deron	Kip	PE - C	
18571	Novak		Joseph	W.	PE - C	
18572	Penshorn		Thomas	William	PE - C	
18573	Rossignol		Marc	David	PE - C	
18574	Scanlon		Sandra	Colleen	PE - C	
18575	Schneider		Vicki	L.	PE - C	
18576	Sewell		John	R.	PE - C	
18577	Smith		Mark	Gerard	PE - C	
18578	McIntire		Mason	D.	PE - C	
18590	Quigley		Greg	Richard	PE - C	
18591	Uyak		Mark	A.	PE - C	
18592	Wintle		Brian	Norman	PE - C	
18593	Young		Robert	S.	PE - C	
18594	Beard		Jimmy	Hoyt	PE - C	
18595	Christianson		Matthew	N.	PE - C	
18596	Elnaggar		Tarek		PE - C	
18597	Englehart		Dale	L.	PE - C	
18598	Halling		April	L.	PE - C	
18599	Johnson		Michael	William	PE - C	
18600	Magruder		Robert	David	PE - C	
18601	May		Raechelle	Victoria	PE - C	
18602	Roy		Robb	J.	PE - C	
18603	Shelton		James	W.	PE - C	
18604	Spaur		Mark	Lee	PE - C	
18605	Spencer		Janyce	Akiko	PE - C	
18606	Stoneburg		Donald	Henry	PE - C	
18607	Stiver		John	Maury	PE - C	
18648	Kroge		Matthew	K.	PE - C	
18649	Mueller		Scott	Andrew	PE - C	
18650	Papirnik		Matthew	Allan	PE - C	
18651	Samuel		Dipak		PE - C	
18652	Trankina		John	Leonard	PE - C	

Agenda Items 2.a.i., 2.a.ii., 2.a.iii.

18653	Lamica	Roy	Daniel	PE - C		
18655	McKercher	William	G.	PE - C		
18656	Ritch	Michael	David	PE - C		

**2.b.ii - SI's & EI's**

Intern #	Last	Middle Name	First	Type
8928	Byrne	Timothy	Andrew	EI
8929	Carson	Jaymes	M.	EI
8930	Cornwell	Tyler	Blake	EI
8931	Featherston	Lauren	A.	EI
8932	Robertson	Richard	D.	EI
8933	Threet	Connor	Weston	EI
8934	Wells	Jacob	Louis	EI
8935	Wheeler	Joshua	Earl	EI
8936	Howard	Jonathan	Edward	EI
8938	Mazurkiewicz	John	P.	EI
8939	Shults	Derek	A.	EI
8940	Jones	Nicholas	James	EI - S
8941	Duncanson	William	Herbert	EI
8942	Freeman	Andrew	Kelly	EI
8943	Gautreaux	Garrett	James	EI
8944	Hohnbaum	Jesse	Duane	EI
8945	Riley	Christopher	Wayne	EI
8946	Long	Rebekah	Michelle	EI
8947	Alfaraj	Hussain	Ali	EI
8948	Garner	Kenneth	W.	EI
8949	Batdorf	Michael	Charlton	EI
8950	Witherow	David	S.	EI

**2.b.iii - COA's (Certificates of Authority)**

COA #	Company Name	Address	City	State	Zip	Type	AR PE/PS in CHG
3491	TDi Engineering LLC	5906 Old Fredericksburg Road	Austin	TX	78749-1205	Engineering	Jeffrey Cloyd PE #18491
3492	Frankenhoff Consulting, Inc.	2218 Vermont St.	Quincy	IL	62301-3162	Engineering	Nathan Frankenhoff PE #18501
3493	G2 Consulting Engineers, Inc.	1039 Main St Unit G	Windsor	CO	80550-4847	Engineering	David Smith PE #18510
3494	Lake Superior Consulting LLC	130 W. Superior St. Ste 500	Duluth	MN	55802-2078	Engineering	Zachary Stephan PE #18526
3495	T&Z Consulting Services, LLC	1428 N Shevlin Court	Sewickley	PA	15143-8792	Engineering	Mingqiao Zhu PE #11142
3496	Mott MacDonald USA, LLC	101 Station Drive Ste 130	Westwood	MA	02090-2392	Engineering	Michael Preddy PE #16981
3497	CFI Companies Inc.	2500 Wilcrest Drive Ste 150	Houston	TX	77042-2771	Engineering	Cody French PE #18493
3498	EVS, Inc.	10025 Valley View Road, Suite	Eden Prairie	MN	55344-3551	Engineering	Noah Waterhouse PE #17950
3499	STL Engineering, LLC	315 Lemay Ferry Rd, Suite 129	St. Louis	MO	63125-1522	Engineering	Jeffrey Obermeyer PE #18483
3500	S&C Electric Company	6601 N. Ridge BLVD.	Chicago	IL	60626-0000	Engineering	David Zabel PE #17242
3501	DWG Inc Consulting Engineers	1009 Anna Knapp Blvd	Mt Pleasant	SC	29464-5433	Engineering	Brian Bates PE #18562
3502	Matrix Engineering PLLC	PO Box 1698	Paducah	KY	42001-6841	Engineering	Paul Crabtree PE #18564
3503	AirTek Construction Inc.	P.O. Box 388	Troy	AL	36081-0388	Engineering	David Miller PE #18445
3504	Insight Risk, LLC	149 Meadowcreek Rd.	Coppell	TX	75019-4020	Engineering	Michael Larranaga PE #15725

Agenda Items 2.a.i., 2.a.ii., 2.a.iii.

3505	Sewell Inspections, Testing & Engineering, L	159 4th Avenue N., Suite 100	Nashville	TN	37219-2411	Engineering	John Sewell PE #18576
3506	Facility Systems Consultants, LLC	713 S. Central St., Ste. 101	Knoxville	TN	37902-1209	Engineering	Larry Headla PE #12926
3507	Bennett & Pless, Inc.	47 Perimeter Ctr. E. Ste. 500	Atlanta	GA	30346-2001	Engineering	Paul Grupe PE #5622
3508	REYN Engineering, Inc.	131 W. Seeboth Street	Milwaukee	WI	53204-4300	Engineering	Patrick Reynolds PE #18556
3509	JTL Consulting LLC	2875 Iridium Ct	Sparks	NV	89436-5408	Engineering	John Liu PE #18550
3510	HSA & Associates Inc	1906 W Garvey Ave S Suite 200	West Covina	CA	91790-2652	Engineering	Rafik Gerges PE #16870
3511	IEA Constructors, Inc.	2647 Waterfront Parkway East	Indianapolis	IN	46214-2061	Engineering	Alan Downes PE #18540
3512	CFW Associated Engineers, Inc.	9200 Leesgate Road	Louisville	KY	40222-1573	Engineering	Michelle Parsley PE #18553
3513	Maser Consulting P.A.	331 Newman Springs Road, Ste	Red Bank	NJ	07701-5699	Engineering	Petros Tsoukalas PE #18431
3514	Florabama Geospatial Solutions, LLC	1184C Circle Drive	DeeFuniak Spring	FL	32435-2599	Survey	Horace Walker PS #1736
3515	Prairie Engineering Inc.	5008 NW 57th Ave	Johnston	IA	50131-1441	Engineering	Michael Bear PE #18580
3516	True Engineering Group LLC	3659 South Ave	Springfield	MO	65807-5220	Engineering	Naomi Fisher PE #15452
3517	McMaster & Associates, Inc.	212 Waterford Square	Madison	MS	39110-6856	Engineering	Ronald McMaster PE #18583
3518	William H Shepardson Engineering Inc	2012 West 25th St., Ste. 200	Cleveland	OH	44113-4131	Engineering	Gregory Sutyak PE #15313
3519	Settje Agri-Services and Engineering	15460 NW 48th Street	Raymond	NE	68428-4303	Engineering	Matthew Goeller PE #18544
3520	Pivotal Engineering, LLC	1515 poydras	new orleans	LA	70112-3738	Engineering	Tarek Elnaggar PE #18596
3521	Core 4 Engineering, Inc.	12308 North Corporate Pkwy, S	Mequon	WI	53092-3381	Engineering	Matthew Christianson PE #18595
3522	Cribb Philbeck Weaver Group	3918 N Highland Ave	Tampa	FL	33603-4724	Engineering	Todd Chandler PE #17927
3523	Insight Engineering PLLC	517 Beechwood St	Little Rock	AR	72205-3844	Engineering	Kimberly Koch PE #12022

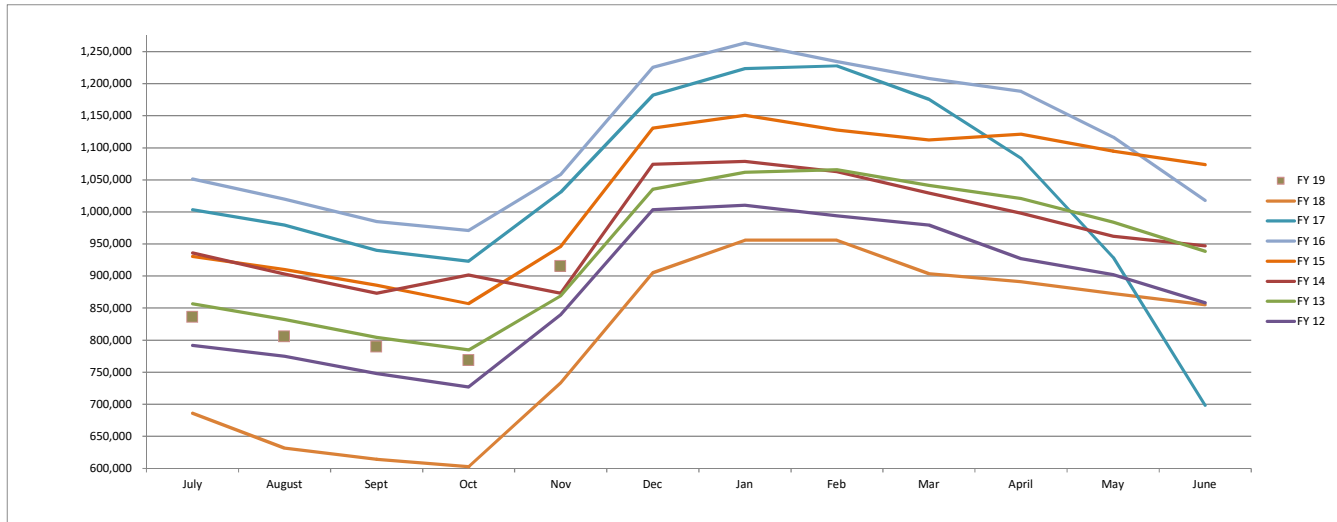
CI	Funds Ctr/CI Title	2019 Appropriatn	Adjustments	Blocks	Adjusted Appropriatn	Estm'd Salary Holding	FY19 Adjusted Appropriatn	July	August	September	October	November	December	January	February	March	April	May	June	Total Expenditures	Commitments	Remaining Appropriation
00	Salaries	270247	0	0	270,247	0	270,247	21,930.68	32,650.10	21,333.38	23,533.38	31,790.06	0.00	0.00	0.00	0.00	0.00	0.00	0.00	131,237.60	0.00	139,009.40
01	Extra Help	12000	0	0	12,000	0	12,000	0.00	0.00	0.00	0.00	0.00	0.00	0.00	0.00	0.00	0.00	0.00	0.00	0.00	0.00	12,000.00
03	Matching	91767	0	0	91,767	0	91,767	7,505.61	9,978.69	7,377.60	7,928.92	12,310.30	0.00	0.00	0.00	0.00	0.00	0.00	0.00	45,101.12	0.00	46,665.88
02	Operating Expense	208649	0	0	208,649	0	208,649	9,350.97	8,042.96	6,129.36	3,497.35	4,913.57	0.00	0.00	0.00	0.00	0.00	0.00	0.00	31,934.21	1,646.77	175,068.02
09	Travel	10227	0	0	10,227	0	10,227	0.00	1,735.15	0.00	0.00	0.00	0.00	0.00	0.00	0.00	0.00	0.00	0.00	1,735.15	0.00	8,491.85
10	Prof. Fees	7144	0	0	7,144	0	7,144	0.00	0.00	0.00	3,470.00	0.00	0.00	0.00	0.00	0.00	0.00	0.00	0.00	3,470.00	0.00	3,674.00
<b>Total</b>		<b>600,034</b>	<b>0</b>	<b>0</b>	<b>600,034</b>	<b>0</b>	<b>600,034</b>	<b>38,787.26</b>	<b>52,406.90</b>	<b>34,840.34</b>	<b>38,429.65</b>	<b>49,013.93</b>	<b>-</b>	<b>-</b>	<b>-</b>	<b>-</b>	<b>-</b>	<b>-</b>	<b>-</b>	<b>213,478.08</b>	<b>1,646.77</b>	<b>384,909.15</b>

Revenue:	July	August	Sept	Oct	Nov	Dec	Jan	Feb	Mar	April	May	June	Revenue year to date
AASIS Total w/Adjustments	14,510.00	20,475.00	18,285.00	15,910.00	181,460.00	-	-	-	-	-	-	-	\$250,640.00
4049003000 Interest-Treas	1,492.31	1,852.91	5,188.33	1,721.97	1,810.17	-	-	-	-	-	-	-	\$12,065.69
4049007000 Interest-CD's	87.72	99.00	188.72	88.82	198.15	-	-	-	-	-	-	-	\$860.41
<b>Total</b>	<b>16,090.03</b>	<b>22,426.91</b>	<b>23,660.05</b>	<b>17,720.79</b>	<b>183,468.32</b>	<b>-</b>	<b>-</b>	<b>-</b>	<b>-</b>	<b>-</b>	<b>-</b>	<b>-</b>	<b>\$263,366.10</b>

<b>Revenue/Expenditure</b>	<b>\$ (22,697.23)</b>	<b>\$ (29,979.99)</b>	<b>\$ (11,180.29)</b>	<b>\$ (20,708.86)</b>	<b>\$ 134,454.39</b>	<b>\$ -</b>	<b>\$ -</b>	<b>\$ -</b>	<b>\$ -</b>	<b>\$ -</b>	<b>\$ -</b>	<b>\$ -</b>	<b>\$ (49,888.02)</b>
----------------------------	-----------------------	-----------------------	-----------------------	-----------------------	----------------------	-------------	-------------	-------------	-------------	-------------	-------------	-------------	-----------------------

1120001000 CD's Balance	189,656.31	189,755.31	189,755.31	189,844.13	190,042.28	-	-	-	-	-	-	-	-
Cash in Treasury (Fund Balance) FY19	835,835.85	805,506.86	789,264.63	768,139.37	915,034.82	-	-	-	-	-	-	-	-
Cash in Treasury (Fund Balance) FY18	685,827.35	631,739.95	614,253.23	602,410.19	733,187.89	905,039.81	955,943.33	955,943.33	903,595.34	891,206.09	872,667.13	855,400.80	-
Cash in Treasury (Fund Balance) FY17	1,003,210.91	979,538.39	939,922.11	922,966.65	1,031,004.94	1,181,890.40	1,223,465.37	1,227,862.29	1,175,864.69	1,084,029.62	928,996.58	698,343.92	-
Cash in Treasury (Fund Balance) FY16	1,051,363.67	1,020,043.11	985,160.44	970,973.31	1,058,524.89	1,225,340.94	1,263,677.73	1,234,354.94	1,207,899.78	1,188,287.76	1,116,814.04	1,017,972.56	-
Cash in Treasury (Fund Balance) FY15	930,434.09	910,304.89	885,550.00	857,008.56	946,010.48	1,130,574.19	1,150,879.53	1,127,630.93	1,112,401.97	1,121,157.49	1,095,000.01	1,073,722.38	-
Cash in Treasury (Fund Balance) FY14	936,113.10	902,906.19	873,059.38	901,833.57	873,059.38	1,074,138.68	1,078,802.37	1,062,925.51	1,029,406.70	997,978.78	962,023.37	947,010.07	-
Cash in Treasury (Fund Balance) FY13	856,824.56	832,025.98	804,146.45	784,629.37	869,350.59	1,035,446.38	1,061,635.32	1,065,694.66	1,041,365.09	1,020,708.32	984,184.68	938,483.10	-
Cash in Treasury (Fund Balance) FY12	791,766.34	774,783.81	747,996.30	726,738.84	839,826.76	1,003,321.67	1,010,340.03	994,139.79	979,593.84	926,960.02	902,284.72	858,103.60	-

Commitments:	
Copier Lease	1,003.43
Postage meter lease	643.34
	1,646.77



**Board of Licensure for Prof Engineers and Prof Surveyors (0236)**  
**FY19 Revenue Reconciliation for the Month ending October 2018**

**AASIS Revenue**

	<u>Amounts</u>
Application Fees (4041002000)	\$ 8,250.00
Certificate Fees (4041004000)	\$ -
Testing Fees (4041005000)	\$ 100.00
Renewal Fees (4041007000)	\$ 5,140.00
Other Fees (4041028000)	\$ 300.00
Fines and Penalties (4042001000)	\$ -
Reinstatement Fees (4041041000)	\$ 1,300.00
<b>AASIS Total:</b>	<b>\$ 15,090.00</b>

**Adjustments**

PELS current month receipts posted in AASIS in subsequent (+)	2,870.00
PELS prior month receipts posted in AASIS in current (-)	(2,050.00)
AASIS current month receipts reversed in subsequent	0.00
AASIS prior month receipts reversed in current	0.00
<b>AASIS Balance Forward:</b>	<b>\$ 15,910.00</b>

**PELS receipts**

Application Fees (4041002000)	\$ 9,700.00
Certificate Fees (4041004000)	\$ -
Testing Fees (4041005000)	\$ 100.00
Renewal Fees (4041007000)	\$ 4,410.00
Other Fees (4041028000)	\$ 300.00
Fines and Penalties (4042001000)	\$ -
Reinstatement Fees (4041041000)	\$ 1,400.00
Misc Revenue (4047099000)	\$ -
<b>PELS Balance Forward:</b>	<b>15,910.00</b>

**Overage/Shortage (AASIS Balance Forward / PELS Balance Forward):** \$ -

**Explanation for discrepancy:**



**Attachment:** Financial Comparison AASIS to PELS:

**October 2018**

*The information on this schedule accurately reflects the cash receipts that have been received and deposited by this agency during the stated month. The total receipts and total deposits have been reconciled to AASIS.*

*All figures noted on this report have been verified by reviewing the deposit register and trial balance for the stated month. Any discrepancies have been investigated and resolved.*

*All receipt numbers and licenses issued have been accounted for. Any discrepancies have been investigated and resolved.*

 Fiscal Support Analyst	11/9/2018 Date
 Executive Director	11/9/2018 Date

FINANCIAL COMPARISON AASIS TO PELS

October 2018		AASIS					PELS			Reconciliation		
AASIS Code	GL Acct	totals	Current month receipts posted in subsequent	prior month receipts posted in current	Current month receipts reversed in subsequent	Prior month receipts reversed in current	AASIS Balance Forward	PELS Deposit Summary	PELS Balance Forward	AASIS Balance Forward	PELS Balance Forward	Overage /Shortage
255	4041002000	8,250.00	2,100.00	(650.00)	0.00	0.00	9,700.00	9,700.00	9,700.00	9,700.00	9,700.00	0.00
257	4041004000	0.00	0.00	0.00	0.00	0.00	0.00	0.00	0.00	0.00	0.00	0.00
258	4041005000	100.00	0.00	0.00	0.00	0.00	100.00	100.00	100.00	100.00	100.00	0.00
260	4041007000	5,140.00	570.00	(1,300.00)	0.00	0.00	4,410.00	4,410.00	4,410.00	4,410.00	4,410.00	0.00
281	4041028000	300.00	0.00	0.00	0.00	0.00	300.00	300.00	300.00	300.00	300.00	0.00
539	4041041000	1,300.00	200.00	(100.00)	0.00	0.00	1,400.00	1,400.00	1,400.00	1,400.00	1,400.00	0.00
284	4042001000	0.00	0.00	0.00	0.00	0.00	0.00	0.00	0.00	0.00	0.00	0.00
586	4047099000	0.00	0.00	0.00	0.00	0.00	0.00	0.00	0.00	0.00	0.00	0.00
		15,090.00	2,870.00	(2,050.00)	0.00	0.00	15,910.00	15,910.00	15,910.00	15,910.00	15,910.00	0.00

Reconciling items

4041002000 4041004000 4041005000 4041007000 4041028000 4041041000

PELS items	PELS post date	AASIS Doc #	applications	certificate	exams	renewals	Temp	Reinstate	Totals
October posted in	10/25/2018	14612789	450						450
November	10/25-28/2018	14613282	200				210		410
	10/29/2018	14613286	450						450
	10/30/2018	14613649	400						400
	10/31/2018	14613648	400						400
	10/22/2018	52193370				360		200	560
	10/30/2018	52193371	200						200
PELS receipts posted in Subsequent			2100	0	0	570	0	200	2870
September posted in	9/27/2018	52190373				200		100	300
	9/27/2018	14609611	200				820		1020
October	9/28/2018	14609612	450			280			730
PELS receipts posted from prior			650	0	0	1300	0	100	2050



**Board of Licensure for Prof Engineers and Prof Surveyors (0236)  
FY19 Revenue Reconciliation for the Month ending November 2018**

**AASIS Revenue**

	<u>Amounts</u>
Application Fees (4041002000)	\$ 13,600.00
Certificate Fees (4041004000)	\$ -
Testing Fees (4041005000)	\$ 100.00
Renewal Fees (4041007000)	\$ 163,770.00
Other Fees (4041028000)	\$ 300.00
Fines and Penalties (4042001000)	\$ -
Reinstatement Fees (4041041000)	\$ 300.00
<b>AASIS Total:</b>	<b>\$ 178,070.00</b>

**Adjustments**

PELS current month receipts posted in AASIS in subsequent (+)	6,260.00
PELS prior month receipts posted in AASIS in current (-)	(2,870.00)
AASIS current month receipts reversed in subsequent	0.00
AASIS prior month receipts reversed in current	0.00
<b>AASIS Balance Forward:</b>	<b>\$ 181,460.00</b>

**PELS receipts**

Application Fees (4041002000)	\$ 12,400.00
Certificate Fees (4041004000)	\$ -
Testing Fees (4041005000)	\$ 100.00
Renewal Fees (4041007000)	\$ 168,560.00
Other Fees (4041028000)	\$ 300.00
Fines and Penalties (4042001000)	\$ -
Reinstatement Fees (4041041000)	\$ 100.00
Misc Revenue (4047099000)	\$ -
<b>PELS Balance Forward:</b>	<b>181,460.00</b>

**Overage/Shortage (AASIS Balance Forward / PELS Balance Forward):** \$ -



<b>Explanation for discrepancy:</b>

**Attachment:** Financial Comparison AASIS to PELS: **November 2018**

*The information on this schedule accurately reflects the cash receipts that have been received and deposited by this agency during the stated month. The total receipts and total deposits have been reconciled to AASIS.*

*All figures noted on this report have been verified by reviewing the deposit register and trial balance for the stated month. Any discrepancies have been investigated and resolved.*

*All receipt numbers and licenses issued have been accounted for. Any discrepancies have been investigated and resolved.*

 _____ Fiscal Support Analyst	12/6/2018 Date
 _____ Executive Director	12/6/2018 Date

FINANCIAL COMPARISON AASIS TO PELS

Nov. 2018		AASIS					PELS			Reconciliation			
AASIS Code	GL Acct	totals	Current month receipts posted in subsequent	prior month receipts posted in current	Current month receipts reversed in subsequent	Prior month receipts reversed in current	AASIS Balance Forward	PELS Deposit Summary		PELS Balance Forward	AASIS Balance Forward	PELS Balance Forward	Overage /Shortage
255	4041002000	13,600.00	900.00	(2,100.00)	0.00	0.00	12,400.00	12,400.00		12,400.00	12,400.00	12,400.00	0.00
257	4041004000	0.00	0.00	0.00	0.00	0.00	0.00	0.00		0.00	0.00	0.00	0.00
258	4041005000	100.00	0.00	0.00	0.00	0.00	100.00	100.00		100.00	100.00	100.00	0.00
260	4041007000	163,770.00	5,360.00	(570.00)	0.00	0.00	168,560.00	168,560.00		168,560.00	168,560.00	168,560.00	0.00
281	4041028000	300.00	0.00	0.00	0.00	0.00	300.00	300.00		300.00	300.00	300.00	0.00
539	4041041000	300.00	0.00	(200.00)	0.00	0.00	100.00	100.00		100.00	100.00	100.00	0.00
284	4042001000	0.00	0.00	0.00	0.00	0.00	0.00	0.00		0.00	0.00	0.00	0.00
586	4047099000	0.00	0.00	0.00	0.00	0.00	0.00	0.00		0.00	0.00	0.00	0.00
		178,070.00	6,260.00	(2,870.00)	0.00	0.00	181,460.00	181,460.00		181,460.00	181,460.00	181,460.00	0.00

Reconciling items

4041002000 4041004000 4041005000 4041007000 4041028000 4041041000

PELS items	PELS post date	AASIS Doc #	applications	certificate	exams	renewals	Temp	Reinstate	Totals
November posted in	11/30/2018	14617459	900				5360		6260
December									0
									0
									0
									0
									0
									0
									0
									0
									0
									0
PELS receipts posted in Subsequent			900	0	0	5360	0	0	6260
October posted in	10/25/2018	14612789	450						450
November	10/25-28/2018	14613282	200			210			410
	10/29/2018	14613286	450						450
	10/30/2018	14613649	400						400
	10/31/2018	14613648	400						400
	10/22/2018	52193370				360		200	560
	10/30/2018	52193371	200						200
									0
									0
									0
PELS receipts posted from prior			2100	0	0	570	0 #	200	2870



1920199005	A	11/26/2018	236111520180086	100099611	US BANK CPS	8038801547	ZY	188210	4246044555710080	5020005000	502:00:02	292.99	292.99	19.51	11/28/2018
1920199005	A	11/26/2018	236111520180086	100099611	US BANK CPS	8038801547	ZY	188210	4246044555710080	5090006000	502:00:02	0.00	0.00	228.01	11/28/2018
1920199005	A	11/26/2018	236111520180086	100099611	US BANK CPS	8038801547	ZY	188210	4246044555710080	5090022000	502:00:02	0.00	0.00	45.47	11/28/2018
PY		11/23/2018	ARKPR01298			7333739	YB	188230		5010001000	501:00:00	10,516.70	10,516.70	10,516.70	
PY		11/23/2018	ARKPR01298			7333739	YB	188230		5010001900	501:00:00	240.00	240.00	240.00	
PY		11/23/2018	ARKPR01298			7333739	YB	188230		5010005000	501:00:03	720.48	720.48	720.48	
PY		11/23/2018	ARKPR01298			7333739	YB	188230		5010006500	501:00:03	104.05	104.05	104.05	
PY		11/23/2018	ARKPR01298			7333739	YB	188230		5010007000	501:00:03	1,611.16	1,611.16	1,611.16	
1910228411	W	11/26/2018	INV 30977487	100003953	RICOH USA INC	51132521	RE	188210	511325212019	5040007000	502:00:02	167.24	167.24	167.24	12/4/2018
1910228643	W	11/26/2018	INV 147549	100050577	WILLIAM A HARRISON INC	51132415	RE	188210	511324152019	5030005000	502:00:02	537.38	537.38	537.38	12/5/2018
1910231056	W	11/27/2018	INV 185005227020	100061983	ENTERGY ARKANSAS INC	1004539485	KR	188210	10045394852019	5040001000	502:00:02	138.30	138.30	138.30	12/12/2018
1910231561	W	11/27/2018	INV 8126051323	100217837	SHRED-IT US JV LLC	1004539806	KR	188210	10045398062019	5080014100	502:00:02	53.41	53.41	53.41	12/13/2018
												32,984.72	32,984.72	32,984.72	

**5010001000 Regular Salaries Staff**

**October FY19**

FOR period start date	For-period end date	Personnel Number	Name of Employee or Applicant	Wage Type Long Text	Amount	Posting document
9/23/2018	10/6/2018	84350	GRANT GRIGG	1200 Regular working time	904.71	8802204
9/23/2018	10/6/2018	84350	GRANT GRIGG	/845 Total paid non-work	0.00	8802204
9/23/2018	10/6/2018	84350	GRANT GRIGG	1251 Vacation pay	1,130.89	8802204
9/23/2018	10/6/2018	84350	GRANT GRIGG	1251 Vacation pay	226.18	8802204
			<b>GRANT GRIGG</b>		<b>2,261.78</b>	
9/23/2018	10/6/2018	1185	HEATHER N RICHARDSON	1251 Vacation pay	79.13	8802204
9/23/2018	10/6/2018	1185	HEATHER N RICHARDSON	1114 Career Svc.Recogniti	800.00	8802204
9/23/2018	10/6/2018	1185	HEATHER N RICHARDSON	/845 Total paid non-work	0.00	8802204
9/23/2018	10/6/2018	1185	HEATHER N RICHARDSON	1200 Regular working time	2,734.39	8802204
			<b>HEATHER N RICHARDSON</b>		<b>3,613.52</b>	
9/23/2018	10/6/2018	7804	KEISHA L WRIGHT	1251 Vacation pay	128.37	8802204
9/23/2018	10/6/2018	7804	KEISHA L WRIGHT	1114 Career Svc.Recogniti	800.00	8802204
9/23/2018	10/6/2018	7804	KEISHA L WRIGHT	/845 Total paid non-work	0.00	8802204
9/23/2018	10/6/2018	7804	KEISHA L WRIGHT	1200 Regular working time	1,155.36	8802204
			<b>KEISHA L WRIGHT</b>		<b>2,083.73</b>	
9/23/2018	10/6/2018	28444	LINDA S STONE	1200 Regular working time	1,675.08	8802204
			<b>LINDA S STONE</b>		<b>1,675.08</b>	
9/23/2018	10/6/2018	19356	MARILYN F SMITH	/845 Total paid non-work	0.00	8802204
9/23/2018	10/6/2018	19356	MARILYN F SMITH	1200 Regular working time	1,018.31	8802204
9/23/2018	10/6/2018	19356	MARILYN F SMITH	1114 Career Svc.Recogniti	900.00	8802204
9/23/2018	10/6/2018	19356	MARILYN F SMITH	1251 Vacation pay	119.80	8802204
9/23/2018	10/6/2018	19356	MARILYN F SMITH	1251 Vacation pay	44.93	8802204
9/23/2018	10/6/2018	19356	MARILYN F SMITH	1252 Sick pay	14.98	8802204
			<b>MARILYN F SMITH</b>		<b>2,098.02</b>	
9/23/2018	10/6/2018	28472	VIRGINIA S DAVIS	1200 Regular working time	642.28	8802204
9/23/2018	10/6/2018	28472	VIRGINIA S DAVIS	/845 Total paid non-work	0.00	8802204
9/23/2018	10/6/2018	28472	VIRGINIA S DAVIS	1251 Vacation pay	513.83	8802204
9/23/2018	10/6/2018	28472	VIRGINIA S DAVIS	1251 Vacation pay	64.23	8802204
9/23/2018	10/6/2018	28472	VIRGINIA S DAVIS	1252 Sick pay	64.23	8802204
			<b>VIRGINIA S DAVIS</b>		<b>1,284.57</b>	
FOR period start date	For-period end date	Personnel Number	Name of Employee or Applicant	Wage Type Long Text	Amount	Posting document
10/7/2018	10/20/2018	84350	GRANT GRIGG	1200 Regular working time	1,512.56	8822340
10/7/2018	10/20/2018	84350	GRANT GRIGG	/845 Total paid non-work	0.00	8822340
10/7/2018	10/20/2018	84350	GRANT GRIGG	1251 Vacation pay	226.18	8822340
10/7/2018	10/20/2018	84350	GRANT GRIGG	1251 Vacation pay	70.68	8822340
10/7/2018	10/20/2018	84350	GRANT GRIGG	1252 Sick pay	226.18	8822340
10/7/2018	10/20/2018	84350	GRANT GRIGG	1252 Sick pay	226.18	8822340
			<b>GRANT GRIGG</b>		<b>2,261.78</b>	
10/7/2018	10/20/2018	1185	HEATHER N RICHARDSON	1252 Sick pay	123.09	8822340
10/7/2018	10/20/2018	1185	HEATHER N RICHARDSON	1251 Vacation pay	281.35	8822340
10/7/2018	10/20/2018	1185	HEATHER N RICHARDSON	/845 Total paid non-work	0.00	8822340
10/7/2018	10/20/2018	1185	HEATHER N RICHARDSON	1200 Regular working time	2,409.08	8822340
			<b>HEATHER N RICHARDSON</b>		<b>2,813.52</b>	
10/7/2018	10/20/2018	7804	KEISHA L WRIGHT	1251 Vacation pay	32.09	8822340
10/7/2018	10/20/2018	7804	KEISHA L WRIGHT	/845 Total paid non-work	0.00	8822340
10/7/2018	10/20/2018	7804	KEISHA L WRIGHT	1200 Regular working time	1,251.64	8822340
			<b>KEISHA L WRIGHT</b>		<b>1,283.73</b>	
10/7/2018	10/20/2018	28444	LINDA S STONE	1200 Regular working time	1,340.06	8822340
10/7/2018	10/20/2018	28444	LINDA S STONE	/845 Total paid non-work	0.00	8822340
10/7/2018	10/20/2018	28444	LINDA S STONE	1251 Vacation pay	167.51	8822340
10/7/2018	10/20/2018	28444	LINDA S STONE	1251 Vacation pay	167.51	8822340
			<b>LINDA S STONE</b>		<b>1,675.08</b>	
10/7/2018	10/20/2018	19356	MARILYN F SMITH	/845 Total paid non-work	0.00	8822340
10/7/2018	10/20/2018	19356	MARILYN F SMITH	1200 Regular working time	958.41	8822340
10/7/2018	10/20/2018	19356	MARILYN F SMITH	1251 Vacation pay	119.80	8822340
10/7/2018	10/20/2018	19356	MARILYN F SMITH	1252 Sick pay	119.80	8822340
			<b>MARILYN F SMITH</b>		<b>1,198.01</b>	
10/7/2018	10/20/2018	28472	VIRGINIA S DAVIS	/845 Total paid non-work	0.00	8822340

10/7/2018	10/20/2018	28472	VIRGINIA S DAVIS	1251 Vacation pay	642.28	8822340
10/7/2018	10/20/2018	28472	VIRGINIA S DAVIS	1251 Vacation pay	642.28	8822340

			VIRGINIA S DAVIS		1,284.56	
					10,516.68	

**5010001000 Regular Salaries Staff** **November FY19**

FOR period start date	For-period end date	Personnel Number	Name of Employee or Applicant	Wage Type Long Text	Amount	Posting document
-----------------------	---------------------	------------------	-------------------------------	---------------------	--------	------------------

10/21/2018	11/3/2018	84350	GRANT GRIGG	/845 Total paid non-work	0.00	8842279
10/21/2018	11/3/2018	84350	GRANT GRIGG	1251 Vacation pay	35.34	8842279
10/21/2018	11/3/2018	84350	GRANT GRIGG	1251 Vacation pay	42.41	8842279
10/21/2018	11/3/2018	84350	GRANT GRIGG	1200 Regular working time	2,184.03	8842279

			GRANT GRIGG		2,261.78	
--	--	--	-------------	--	----------	--

10/21/2018	11/3/2018	1185	HEATHER N RICHARDSON	/845 Total paid non-work	0.00	8842279
10/21/2018	11/3/2018	1185	HEATHER N RICHARDSON	1251 Vacation pay	17.58	8842279
10/21/2018	11/3/2018	1185	HEATHER N RICHARDSON	1252 Sick pay	281.35	8842279
10/21/2018	11/3/2018	1185	HEATHER N RICHARDSON	1200 Regular working time	2,514.58	8842279

			HEATHER N RICHARDSON		2,813.51	
--	--	--	----------------------	--	----------	--

10/21/2018	11/3/2018	7804	KEISHA L WRIGHT	1200 Regular working time	1,018.97	8842279
10/21/2018	11/3/2018	7804	KEISHA L WRIGHT	1251 Vacation pay	128.37	8842279
10/21/2018	11/3/2018	7804	KEISHA L WRIGHT	1252 Sick pay	128.37	8842279
10/21/2018	11/3/2018	7804	KEISHA L WRIGHT	1252 Sick pay	8.02	8842279
10/21/2018	11/3/2018	7804	KEISHA L WRIGHT	/845 Total paid non-work	0.00	8842279

			KEISHA L WRIGHT		1,283.73	
--	--	--	-----------------	--	----------	--

10/21/2018	11/3/2018	28444	LINDA S STONE	1200 Regular working time	1,481.40	8842279
10/21/2018	11/3/2018	28444	LINDA S STONE	1252 Sick pay	62.82	8842279
10/21/2018	11/3/2018	28444	LINDA S STONE	1251 Vacation pay	15.70	8842279
10/21/2018	11/3/2018	28444	LINDA S STONE	1252 Sick pay	115.16	8842279
10/21/2018	11/3/2018	28444	LINDA S STONE	/845 Total paid non-work	0.00	8842279

			LINDA S STONE		1,675.08	
--	--	--	---------------	--	----------	--

10/21/2018	11/3/2018	19356	MARILYN F SMITH	/845 Total paid non-work	0.00	8842279
10/21/2018	11/3/2018	19356	MARILYN F SMITH	1252 Sick pay	26.21	8842279
10/21/2018	11/3/2018	19356	MARILYN F SMITH	1251 Vacation pay	119.80	8842279
10/21/2018	11/3/2018	19356	MARILYN F SMITH	1200 Regular working time	1,052.01	8842279

			MARILYN F SMITH		1,198.02	
--	--	--	-----------------	--	----------	--

10/21/2018	11/3/2018	28472	VIRGINIA S DAVIS	1251 Vacation pay	642.28	8842279
10/21/2018	11/3/2018	28472	VIRGINIA S DAVIS	1200 Regular working time	642.28	8842279
10/21/2018	11/3/2018	28472	VIRGINIA S DAVIS	/845 Total paid non-work	0.00	8842279

			VIRGINIA S DAVIS		1,284.56	
--	--	--	------------------	--	----------	--

					10,516.68	
--	--	--	--	--	-----------	--

FOR period start date	For-period end date	Personnel Number	Name of Employee or Applicant	Wage Type Long Text	Amount	Posting document
-----------------------	---------------------	------------------	-------------------------------	---------------------	--------	------------------

11/4/2018	11/17/2018	84350	GRANT GRIGG	1200 Regular working time	2,035.60	8873234
11/4/2018	11/17/2018	84350	GRANT GRIGG	1211 Holiday premium	226.18	8873234

			GRANT GRIGG		2,261.78	
--	--	--	-------------	--	----------	--

11/4/2018	11/17/2018	1185	HEATHER N RICHARDSON	1251 Vacation pay	105.51	8873234
11/4/2018	11/17/2018	1185	HEATHER N RICHARDSON	1251 Vacation pay	87.92	8873234
11/4/2018	11/17/2018	1185	HEATHER N RICHARDSON	1211 Holiday premium	281.35	8873234
11/4/2018	11/17/2018	1185	HEATHER N RICHARDSON	1200 Regular working time	2,338.74	8873234
11/4/2018	11/17/2018	1185	HEATHER N RICHARDSON	/845 Total paid non-work	0.00	8873234

			HEATHER N RICHARDSON		2,813.52	
--	--	--	----------------------	--	----------	--

11/4/2018	11/17/2018	7804	KEISHA L WRIGHT	/845 Total paid non-work	0.00	8873234
11/4/2018	11/17/2018	7804	KEISHA L WRIGHT	1200 Regular working time	1,107.22	8873234
11/4/2018	11/17/2018	7804	KEISHA L WRIGHT	1251 Vacation pay	48.14	8873234
11/4/2018	11/17/2018	7804	KEISHA L WRIGHT	1250 Holiday pay	128.37	8873234

			KEISHA L WRIGHT		1,283.73	
--	--	--	-----------------	--	----------	--

11/4/2018	11/17/2018	28444	LINDA S STONE	1251 Vacation pay	20.94	8873234
11/4/2018	11/17/2018	28444	LINDA S STONE	1211 Holiday premium	167.51	8873234
11/4/2018	11/17/2018	28444	LINDA S STONE	1200 Regular working time	1,486.63	8873234
11/4/2018	11/17/2018	28444	LINDA S STONE	/845 Total paid non-work	0.00	8873234

			LINDA S STONE		1,675.08	
--	--	--	---------------	--	----------	--

11/4/2018	11/17/2018	19356	MARILYN F SMITH	/845 Total paid non-work	0.00	8873234
11/4/2018	11/17/2018	19356	MARILYN F SMITH	1200 Regular working time	1,078.21	8873234

11/4/2018	11/17/2018	19356	MARILYN F SMITH	1250 Holiday pay	119.80	8873234
			MARILYN F SMITH		1,198.01	
11/4/2018	11/17/2018	28472	VIRGINIA S DAVIS	/845 Total paid non-work	0.00	8873234
11/4/2018	11/17/2018	28472	VIRGINIA S DAVIS	1200 Regular working time	1,087.87	8873234
11/4/2018	11/17/2018	28472	VIRGINIA S DAVIS	1250 Holiday pay	128.46	8873234
11/4/2018	11/17/2018	28472	VIRGINIA S DAVIS	1252 Sick pay	24.09	8873234
11/4/2018	11/17/2018	28472	VIRGINIA S DAVIS	1252 Sick pay	44.16	8873234
			VIRGINIA S DAVIS		1,284.58	
					10,516.70	

**5010001900 Stipends Board Members November FY19**

FOR period start date	For-period end date	Personnel Number	Name of Employee or Applicant	Wage Type Long Text	Amount	Posting document
11/4/2018	11/17/2018	52612	HAROLD J ENGSTROM	1163 60.00 Stipend Board/	60.00	8873234
			HAROLD J ENGSTROM		60.00	
11/4/2018	11/17/2018	52614	IVAN HOFFMAN Jr	1163 60.00 Stipend Board/	60.00	8873234
			IVAN HOFFMAN Jr		60.00	
11/4/2018	11/17/2018	111903	Mr. BRIAN J. MOORE	1163 60.00 Stipend Board/	60.00	8873234
			Mr. BRIAN J. MOORE		60.00	
11/4/2018	11/17/2018	112945	Mr. THOMAS R. SCOTT	1163 60.00 Stipend Board/	60.00	8873234
			Mr. THOMAS R. SCOTT		60.00	
					240.00	

<b>FY19 Period 1-5 November</b>	<b>Debit</b>	<b>Credit</b>	<b>Balance</b>
1000236001 CJ ELS 0236 # 001	36,270.00	-36,270.00	0
1010103000 Petty Cash	200	-200	0
** Cash On Hand	36,470.00	-36,470.00	0
1100001000 Treasury	1,098,458.28	-196,951.95	901,506.33
1100001001 Treasury Outgoing	48,544.21	-49,835.72	-1,291.51
1100001003 Treasury EFT Out	2,037.41	-2,037.41	0
1100001005 Treasury Tnsfrs Out	148,595.93	-148,595.93	0
1100001006 Treasury Tnsfrs In	4,389.72	-4,389.72	0
* Cash Available to Spend	1,302,025.55	-401,810.73	900,214.82
1100001002 Treasury Incoming	40,359.41	-40,359.41	0
1100001004 Treasury EFT In	5,422,090.01	-5,407,270.01	14,820.00
* Deposits in Transit	5,462,449.42	-5,447,629.42	14,820.00
** Cash in State Treasury	6,764,474.97	-5,849,440.15	915,034.82
1100002000 Non-AASIS House Bank	8,933.00	-8,933.00	0
** Cash in Bank	8,933.00	-8,933.00	0
1120001000 Invest CD	313,757.45	-123,715.17	190,042.28
** Investments	313,757.45	-123,715.17	190,042.28
1140003100 Int Agy Due to/from	2,990.00	-2,990.00	0
1140003300 Payroll Fund DT/DF	148,284.75	-148,284.75	0
** Interfund Receivable	151,274.75	-151,274.75	0
1160001000 Accrued Interest	2,510.94	-2,510.94	0
** Accrued Income	2,510.94	-2,510.94	0
1190002000 PP Exp - Accrual Eng	2,530.00	-2,530.00	0
1190002500 PP Exp - YE Accruals	13,735.58	-13,735.58	0
** Pre-Paid Expenses	16,265.58	-16,265.58	0
1990110000 Land Improve (Mod)	69,366.19	0	69,366.19
1990130000 Buildings (Modified)	1,118,138.67	0	1,118,138.67
1990150000 Equipment (Modified)	27,733.97	-26,295.12	1,438.85
1990160000 Low Val Assets (Mod)	56,818.75	0	56,818.75
1991100000 AUC (Modified)	46,525.72	-46,525.72	0
** Modified Accrual Fixed Assets	1,318,583.30	-72,820.84	1,245,762.46
1991320000 Land Improv FullCAFR	69,366.19	0	69,366.19
1991321000 Land Improv(FContra)	0	-69,366.19	-69,366.19
1991340000 Buildings Full CAFR	1,118,138.67	0	1,118,138.67
1991341000 Buildings (F Contra)	0	-1,118,138.67	-1,118,138.67
1991360000 Equipment Full CAFR	37,928.00	-36,489.15	1,438.85
1991361000 Equip. F Contra CAFR	10,194.03	-37,928.00	-27,733.97
1991370000 Low Val Asset (Full)	56,818.75	0	56,818.75
1991371000 LVA (Full Contra)	0	-93,707.31	-93,707.31
1992100000 AC Dep Lnd Imp(Full)	0	-22,802.68	-22,802.68
1992300000 AC Dep Bldg(Full)	0	-232,064.16	-232,064.16
1992500000 AC Dep Equipmnt(Full)	29,700.58	-31,139.43	-1,438.85
1992600000 AC Dep LV Asset(Full)	0	-56,818.75	-56,818.75
** Full Accrual Fixed Assets	1,322,146.22	-1,698,454.34	-376,308.12
2110001000 Vendor AP	23,194.27	-23,194.27	0
2110001100 Vendor Accrued Liab	1,462.25	-1,462.25	0
2110001101 Other Govt AP	225	-225	0
2110001102 Local Govt AP	559.52	-688.62	-129.1
2110002000 Employee AP	1,739.01	-1,739.01	0
2111001000 GRIR Clearing	1,283,617.19	-1,283,617.19	0
** Accounts Payable	1,310,797.24	-1,310,926.34	-129.1



2110003000 Due To Other Funds	23,489.29	-23,489.29	0
2110004100 Inter Agency Due To	2,280.48	-2,280.48	0
** Interfund Due-To	25,769.77	-25,769.77	0
2112004000 Due to Other Gov.	137.3	-137.3	0
** Due to Other Governments	137.3	-137.3	0
2115006000 Acc Salary & Ben YE	12,610.94	-12,610.94	0
** Payroll Liability	12,610.94	-12,610.94	0
2120002300 UseSaleTax AP Offset	0	-3.73	-3.73
2120003091 02 Use Tax Payable	92.8	0	92.8
2120003099 Use Tax Payable Accr	28.58	-127.75	-99.17
** Due to Revenue	121.38	-131.48	-10.1
2130001100 Unearned Income	465,715.75	-465,715.75	0
** Unearned Revenues	465,715.75	-465,715.75	0
2115007000 Comp Ab Current	3,809.05	-3,809.05	0
2230002000 NC Accr Comp Absence	21,005.60	-21,005.60	0
** Accrued Leave	24,814.65	-24,814.65	0
3000000000 Fund Equity Clearing	933,099.93	-834,988.03	98,111.90
3000002000 Fund Balance	44.44	-325,169.00	-325,124.56
3000004000 Net Asset Restricted	13,328.56	0	13,328.56
3900000000 Batch Input-Asset Ld	27,887.50	-10,194.03	17,693.47
3902100000 Inv GFA Lnd Imp (Mod)	0	-69,366.19	-69,366.19
3902300000 Inv GFA Bldg (Mod)	0	-1,118,138.67	-1,118,138.67
3902500000 Inv GFA Equip (Mod)	26,295.12	-27,733.97	-1,438.85
3902600000 Inv GFA LVA(Modified)	0	-56,818.75	-56,818.75
** Fund Balance	1,000,655.55	-2,442,408.64	-1,441,753.09
4041002000 APPLICATION FEES	0	-62,075.00	-62,075.00
4041004000 OTH/CERTIFICATE FEE	0	-10	-10
4041005000 TESTING FEES	0	-700	-700
4041007000 RENEWAL FEE	0	-180,955.00	-180,955.00
4041028000 OTHER FEES	0	-1,950.00	-1,950.00
4041041000 REINSTATEMENT	0	-2,400.00	-2,400.00
** OR - Fees	0	-248,090.00	-248,090.00
4043002100 NBR LICENSE & PERMIT	2,990.00	-465,715.75	-462,725.75
** OR - Licenses and Permits	2,990.00	-465,715.75	-462,725.75
4049003000 INTEREST DISTRIB	0	-8,720.47	-8,720.47
4049003100 NBR Invest Earnings	134.94	0	134.94
4049007000 INTEREST CERT. DEP.	0	-473.69	-473.69
** OR - Investment Revenue	134.94	-9,194.16	-9,059.22
5010001000 00 Regular Salaries	119,520.92	0	119,520.92
5010001100 NBR - Personal Svs.	0	-10,253.96	-10,253.96
5010001600 NBR - Emp Benefits	0	-2,405.25	-2,405.25
5010001900 Stipends	1,200.00	0	1,200.00
5010005000 03 FICA & Medic Exp	8,197.98	0	8,197.98
5010006000 03 Ben Ins Exp HAL	12,600.00	0	12,600.00
5010006500 Agency Cost of ARCAP	1,055.23	0	1,055.23
5010007000 03 Retirement Exp	18,310.62	0	18,310.62
5010091000 NBR-Comp Ab. Expense	0	-24,814.65	-24,814.65
** Salary Expense	160,884.75	-37,473.86	123,410.89
5020001000 Postage	225	0	225
5020002000 Telecomm Wired	826.76	0	826.76
5020003500 02 Connectivity	893	0	893
5020004000 Network Services Exp	358.05	0	358.05
5020004200 Internet Serv-Tech	4,618.63	0	4,618.63

5020004300 02 Server &Email Svc	654.45	0	654.45
5020005000 Freight	67.89	0	67.89
5020006000 NBR Com & Trans Com	10,381.28	-2,232.21	8,149.07
** Communication & Transp. of Commod	18,025.06	-2,232.21	15,792.85
5030001000 Printing	213.74	0	213.74
5030002000 Bind Copy Collate	1,861.27	0	1,861.27
5030004100 NBR Printing & Adv.	0	-213.74	-213.74
** Printing & Advertising	2,075.01	-213.74	1,861.27
5030005000 02-Bldg & Grds Maint	3,406.56	0	3,406.56
5030005100 Pest Control CI 02	300.84	0	300.84
5030008000 Office Equip Maint	209.28	0	209.28
** Repairing & Servicing	3,916.68	0	3,916.68
5040001000 Electricity	968.53	0	968.53
5040003000 Water & Sewage	688.62	0	688.62
5040003100 02 Water	105.96	0	105.96
5040007000 Rent of Office Equip	1,432.34	0	1,432.34
5040008500 02 Rent-Data Proc Eq	372.5	0	372.5
5040011000 Other Rent & Leases	54.5	0	54.5
5040012000 NBR -Utilities & Ren	0	-345.01	-345.01
** Utilities & Rent	3,622.45	-345.01	3,277.44
5050001000 02 Mileage	3.86	0	3.86
5050004100 09 - Meals	197.92	0	197.92
5050004200 09 - Lodging	1,439.50	0	1,439.50
5050006000 09 Common Carrier	97.73	0	97.73
5050020100 02Bd Mmbr Trav Meals	323.07	0	323.07
5050020200 02Bd Mmbr Trav Lodg	1,683.16	0	1,683.16
5050020300 02Bd Mmbr Trav Other	63.1	0	63.1
5050020400 02BdMbr Trvl Mileage	2,154.19	0	2,154.19
5050024000 NBR Travel/Sub CI 09	77.59	0	77.59
** Travel & Subsistence	6,040.12	0	6,040.12
5060001000 Professional Adm Fee	3,470.00	0	3,470.00
** Professional Services & Fees	3,470.00	0	3,470.00
5070001000 Surety Perform Bonds	29.73	0	29.73
5070003000 Bld Contents Ins	1,304.63	0	1,304.63
** Insurance & Bonds	1,334.36	0	1,334.36
5080002200 EFT PROCESSING FEES	3,088.40	0	3,088.40
5080009000 Janitorial Service	2,458.00	0	2,458.00
5080014100 Recycling Services	106.82	0	106.82
5080029000 NBR - Other Exp, Svs	3,276.71	-1,040.80	2,235.91
** Other Expenses & Services	8,929.93	-1,040.80	7,889.13
5090006000 Office Supplies	871.21	-55.02	816.19
5090018000 Subscriptions Pubs	289.08	0	289.08
5090019000 Food Purchases	509.76	0	509.76
5090022000 02-Kit,Jan,House Sup	217.84	-17.68	200.16
** Commodities, Materials & Supplies	1,887.89	-72.7	1,815.19
5110002000 02 Other Refunds	1,200.00	0	1,200.00
** Refunds, Taxes & Claims	1,200.00	0	1,200.00
5901020000 Depr Expense (Full)	17,500.31	0	17,500.31
** Depreciation/Amortization	17,500.31	0	17,500.31
6990001000 Prior Yr Warr Outlaw	0	-272.42	-272.42
** Prior Year Adjustment	0	-272.42	-272.42
<b>*** BALANCE</b>	<b>13,007,050.29</b>	<b>-13,007,050.29</b>	<b>0</b>

# STATUS OF COMPLAINTS

As of December 14, 2018

Meeting Date: January 8, 2019

Agenda Item: 5a

**Case 2018-03 In the Matter of Temple v Blew**

Complaint received on June alleging negligence in the practice of surveying, inquiry letter sent on June 16, 2018. **Answer received July 6, 2018**

**Case 2018-05 In the Matter of FEMA v ENSO Engineering** Complaint received on June 28, 2018 alleging negligence in the practice of Engineering, inquiry letter sent on July 2, 2018. **Answer received July 12, 2018**

**Case 2018-06 In the Doria v Rose** Complaint received on July 16, 2018 alleging negligence in the practice of Surveying, inquiry letter sent on August 1, 2018. **Answer Received August 9, 2018**

**Case 2018-07 In the Matter of Hines v DronetoDesign**

Complaint Received on August 2, 2018 alleging practicing surveying without a license, inquiry letter sent on August 1, 2018. **Answer received August 9, 2018**

**Case 2018-08 In the Matter of Humphrey v McKenny**

Complaint received on July 31, 2018 alleging negligence in the practice of surveying, inquiry letter sent on August 1, 2018. **Answer received September 16, 2018**

**Case 2018-09 In the matter of Thornton v Richardson** Complaint received November 14, 2018

Complaint alleging practicing surveying without a license, inquiry letter sent on November 14, 2018. **Answer received December 6, 2018**

Arkansas State Board of Licensure  
For  
Professional Engineers And Professional Surveyors  
623 Woodlane Drive, Little Rock, Arkansas  
Agenda for January 8, 2018 Board meeting

1. 10:00 a.m. Call to order President Moore
2. Consent Agenda
  - a. Approve Minutes of November 13, 2018 meeting.
  - b. Conditionally licensed registrants
    - i. PE Comity and Temporary Permits (with Model Law Engineer qualifications)
    - ii. EI's & SI's
    - iii. COA's
  - c. Executive Director recommendations
3. Administrative Items
  - a. Financial Report for October and November 2018
  - b. SOFI Reminder
  - c. Approval of Annual Expenses and Stipends
  - d. Board Rules Committee Update
  - e. Arkansas Attorney General's Report Sara Farris
4. Applicants/discuss applications lists
  - a. Applications recommended for discussion by the Executive Director and items removed from sections 2.b. and 2.c. of the consent agenda
5. Complaint Committee Report Grant Grigg
  - a. Complaint Status Report
  - b. Case Management Statistics
  - c. Complaint Committee Consent Agenda
  - d. CPC Audit information
6. Board Topics
  - a. Report and vote for delegates for the NCEES 2019 Southern/Western Zone Meeting (Boise, Idaho)
  - b. Legislative Issues
  - c. Next scheduled Board Meeting March 12, 2019 at 10:00 am
  - d. Need to schedule Special Board Meeting for Original Applicants\Exams February TBA  
*\*NCEES Exam Deadline is February 7th*

Lunch will be served at approximately 12:00p.m.