

Arkansas State Board of Licensure  
for Professional Engineers and Professional Surveyors  
Minutes – March 12, 2019

A meeting of The Board was convened at 10:00 a.m. in the Board Room at 623 Woodlane Dr., Little Rock, Arkansas, by President Brian Moore. Other Members present were Rod Williams, Ivan Hoffman, Jim Engstrom, Scott Bennett, Tom Scott, David Beasley, and Kyle Salyer (Perry absent). Others attending included; Executive Director Heather Richardson, Asst. Executive Director Linda Stone, Chief Investigator Grant Grigg, and from the Attorney General's Office, Sara Farris, Agency Counsel.

The Consent Agenda was reviewed with motion made (Williams moved, Bennett seconded) and carried to ratify the following:

- a. Meeting minutes of January 8, 2019 and January 30, 2019;
- b. Attached lists of conditionally licensed P.E.'s, Temporary Permits (with Engineer Model Law Qualifications), E.I.'s, S.I.'s and C.O.A.'s.;
- c. Executive Director Recommendations to;
  - Approve licensure for,

Daniel J. Akselrod	PE
Samuel Marc Arnold	PE
Paul Edgar Davis	PE, subject to passing the PE exam
Andrew Ross Lapalme	PE
Tony R. Miller	PE
Md Saber Nazim	EI
Michael S. Ogroske	PE
Luis O. Perez	PE
Christopher Michael Plate	PE
Robert H. Rush	PE
Christopher Ernest Sanchez	PE
Nisit Sapparkhao	PE
Malek M. Smadi	PE
Wayne A. Stephenson	PE
Rajendra Tamrakar	PE
Brian D. Vines	PE
  - Deny licensure to,

Cliff A. Abernathy	PE Comity, does not meet the current nor prior Rules of the Board.
Richard Hernandez	PE Comity, does not meet the current nor prior Rules of the Board.
Petru Racz	PE Comity, does not meet the current nor prior Rules of the Board.

The following administrative matters were discussed and/or acted upon:

Financial Reports (Cash Fund, Revenue Reconciliations, Zwarrant Check Activity, Payroll Posting, and AASIS Trial Balance) for December 2019 and January 2019. Financial Reports ratified by motion made (Williams moved, Hoffman seconded) and carried.

Rule Committee Report – Members Engstrom, Hoffman, and Williams met on March 11, 2019 and discussed amendments to our Rules. Members will meet again on April 10, 2019 and motion was made (Beasley moved, Scott seconded) and carried to provide lunch for the meeting.

AR State Specific Exam, January 1, 2020 is the deadline for applicants to qualify under the Sunset provision.

Ms. Richardson updated the Members on the following legislation:

- HB1054, authorizing the Board's Appropriation for FY20 was signed into Law as Act 36.
- HB1763, 1305, & 1272 – To create Cabinet-level Departments and transfer state agencies into those departments.
- HB1255 & 1301 – To establish a "fast track" method (Endorsement, recognition, reciprocity, & temporary) for licensing.

The Board acted upon the following applicants:

Brian J. Dobson, PE – Deny comity licensure by motion made (Scott moved, Salyer seconded) and carried (5-2), based upon not meeting the current nor prior Rules of the Board (needs EAC of ABET or equivalent degree).

Imhotep Lekeulem Temfack, PE – Defer action on, by motion made (Hoffman moved, Williams seconded) and carried, needs to update his experience record to show 4 years of experience.

David T. Butcher PS – Approve comity licensure, subject to passing the AR State Specific Exam, motion made (Hoffman moved, Salyer seconded) and carried.

*Applicants cont'd*

Michael Blake Collins PS – Approve comity licensure, subject to passing the AR State Specific Exam, motion made (Hoffman moved, Beasley seconded) and carried.  
Julie C. Furr PE – Defer action on comity application, motion made (Engstrom moved, Salyer seconded) and carried, to wait until Tennessee disciplinary action is finalized.  
Roberto L. Garay PE – Approve comity licensure, motion made (Beasley moved, Williams seconded) and carried.  
Joshua E. Grummert PS – Deny comity licensure, motion made (Hoffman moved, Beasley seconded) and carried, based upon not meeting the current nor prior Rules of the Board (experience).  
James Lee Janisse PS – Deny comity licensure, motion made (Hoffman moved, Beasley seconded) and carried, based upon not meeting the current nor prior Rules of the Board (experience).  
Ryan M. Larson PE – Approve comity licensure, motion made (Williams moved, Beasley seconded) and carried.  
Shannon Ray Ledoux PS Reapplication - approve licensure, subject to passing the AR State Specific Exams, motion made (Hoffman moved, Williams seconded) and carried.  
Robert Leon Luebbbers PE – Deny comity licensure, motion made (Engstrom moved, Salyer seconded) and carried, based upon prior disciplinary actions.  
Susana Cook Martin-Velazquez PE – Approve comity licensure, motion made (Williams moved, Beasley seconded) and carried.  
Santhosha Shanbhogue PE – Deny comity licensure, by motion made (Engstrom moved, Salyer seconded) and carried, based upon not meeting the current nor prior Rules of the Board (EAC of ABET or equivalent).  
Pierre Celestin Urisanga EI – Approve licensure, motion made (Engstrom moved, Beasley seconded) and carried.  
Loyall Ainsley Wharton PE – Approve comity licensure, by motion made (Engstrom moved, Salyer seconded) and carried.

On behalf of the Complaint Committee, Mr. Grigg presented the following:

- Status of Complaints (attached)
- Case Management Statistics
- Consent Agenda, motion made (Bennett moved, Hoffman seconded) and carried (Williams abstained) to accept the Committees recommendations and dismiss the following cases:
  - 2018-06, Temple v Blew, allegations of misconduct in the practice of surveying; and
  - 2018-07, Rose v Doria, allegations of misconduct in the practice of surveying.
- CPC Audit of Dual licensees will begin in April.


These Board Topics were discussed:


NCEES 2019 Southern/Western Zone Meeting (Boise, ID) reimbursement amounts.  
Ms. Richardson reported on the items discussed during the NCEES 2019 Board President's Assembly meeting. Motion was made (Hoffman moved, Engstrom seconded) and carried to invite NCEES to attend a Board meeting in 2019.  
ASPS Presentation - Dr. Dennis reported that ASPS is exploring ways to limit the availability of plats to the public to prevent surveys being misused or misrepresented. Guests attending the presentation were John Thornton, State Surveyor, and from ASPS: John Burton, Legislative Committee; Dr. John Dennis, District 4 Director; and Scott Foster, District 3 Director.  
NCEES 2019 National meeting, motion made (Williams moved, Beasley seconded) and carried that Brian Moore, Heather Richardson, and Tom Scott will be funded delegates.

The next Regular Board meeting will be May 7, 2019 at 10:00 am.

Motion was made (Bennett moved, Engstrom seconded) and carried to accept the Executive Director's Performance Evaluation.

Business being thus concluded the meeting adjourned at 2:07 pm.

  
\_\_\_\_\_  
Brian Moore, President  
Date May 7, 2019

  
\_\_\_\_\_  
Heather Richardson, Executive Director  
Date 5/7/2019

<b>2.b.i - PE's, Temporary Permits (with Model Law Qualifications), reapply due to 3 times fail exam, &amp; reinstatements</b>						
PE #	Last	Middle Name	First	Type	Comity State	Temp #
	Masek	John	Paul	PE - C		201901
18687	Ebert	Michael	E.	PE - C		
18688	Fisher	Alex	M.	PE - C		
18689	Malloy	Ryan	Thomasson	PE - C		
18690	Wanamaker	Lance	G.	PE - C		
18691	Anderson	Aaron	Andrew	PE - C		
18692	Lowe	Jeffrey	Alan	PE - C		
18693	McConnell	Mark	C.	PE - C		
18694	Stewart	Robert	Kent	PE - C		
18695	Davis	Matthew	Tyler	PE - C		
18696	Young	Scott	E.	PE - C		
18697	Basinger	James	Randall	PE - C		
18698	Cuthbertson	James	Floyd	PE - C		
18699	Jost	Lucas	K.	PE - C		
18700	Roberts	Daniel	A.	PE - C		
18701	Johnson	Cedrick	Anthony	PE - C		
18702	Laney	Michael	William	PE - C		
18703	Robertson	Michael	C.	PE - C		
18704	Rumicho	Biftu	Edossa	PE - C		
18705	Voelkerding	Scott	Joseph	PE - C		
18706	Dickenson	Michael	Wayne	PE - C		
18707	Ibach	David	Ryan	PE - C		
18708	Schulte	Laura	Catherine	PE - C		
18709	Muniz	Roberto		PE - C		
18710	Wright	Kevin	L.	PE - C		
18711	Borden	Edward		PE - C		
18712	Dick	Jeff	Allen	PE - C		
18713	King	Andrew	W.	PE - C		
18714	Williams	Paul	Michael	PE - C		
18715	Burton	Micheal	Benson	PE - C		
18716	Hankins	Michael	Thomas	PE - C		
18717	Faduyile	Oladokun	Emmanuel	PE - C		
18718	Fish	Jordan	Heath	PE - C		
18719	Gerschke	Glenn	J.	PE - C		
18720	McConnell	Jacob	R.	PE - C		
18721	Stolz	Barry	S.	PE - C		
18722	Carpenter	Suzenne	G.	PE - C		
18723	Dimodica	Adam	J.	PE - C		
18724	Dreps	Cynthia	A.	PE - C		
18725	Connor	Colin	R.	PE - C		

Agenda Items 2.a.i., 2.a.ii., 2.a.iii.

18726	Rothweiler	David	John	PE - C		
18727	Yoney	Stephen	D.	PE - C		
18728	Norby	Brian	J.	PE - C		
18729	Botazzi	Giancarlo	G.	PE - C		
18730	Harris	Joel	M.	PE - C		
18735	Hosseininejad	Justin		PE - C		
18736	Akkawi	Sami	G.	PE - C		
18737	Abboushi	Faris		PE - C		
18738	Hromada	William	A.	PE - C		
18739	Marvel	Lonnie	A.	PE - C		
18740	Garceau	Drew	R.	PE - C		
18741	Kimball	Richard		PE - C		
18742	Hearn	Nathan	Allan	PE - C		
18743	Oyier	Jacob	O.	PE - C		
18744	Purvis	Lanny	Eric	PE - C		
18745	Barnes	Catherine	R.	PE - C		
18746	Hollida	Tracy	Lynn	PE - C		
18747	Bartlett	Richard	Lee	PE - C		
18748	Duncan	Douglas	L.	PE - C		
18749	Higgins	Adam	S.	PE - C		
18750	Naghavi	Babak		PE - C		
18751	Carty	Jason	Alan	PE - C		
18752	Cutlip	Scott	D.	PE - C		

**2.b.ii - SI's & EI's**

Intern #	Last	Middle Name	First	Type
8951	Schmitt	Kyle	Nicholas	EI
8952	Belcher	McKenna	L.	EI
8953	Pinedo	Aaron		EI
8955	Horn	Colton	Todd	EI
8956	Richardson	Jerry	Camp	EI
8957	Stanosheck	Jacob	A.	EI
8958	Peters	George	E.	EI
8959	Davis	Jacob	Paul	EI
8960	Neblett	Carter		EI
8961	Nichols	Josef	A.	EI
8962	Fountain	James	Albert	EI
8963	Aguilar	Bryan	Oswaldo	EI
8964	Jennings	Jeremiah	B.	EI
8965	Johnson	Zachary	Morgan	EI
8966	Weston	Kevin	A.	EI
8967	Baker	Johnson	Joshua	EI

Agenda Items 2.a.i., 2.a.ii., 2.a.iii.

8968	Dunlap	Ryan	M.	EI
8969	Elliott	Jared	L.	EI
8970	Lamberger	Daniel	John	EI
8971	Veazey	Ethan	Porter	EI
8972	Ostervold	Lars	Berent	EI
8973	Bryant	Colton	E.	EI
8974	Nunez	Thomas		EI
8975	Honarmand	Ali		EI - S
8976	Johnson	Riley	D.	EI
8977	Clement	Tanner	J.	EI
8978	Crawford	Austin	Jerold	EI
8979	Monterroso Diaz	Sigrid	Anabella	EI
8980	McLarty	Joshua	K.	EI
8981	Lewallen	Ford	R.	EI
8982	Means	Weston	K.	EI
8983	Sanders	Jacob	Earl	EI
8984	Vocque	Hayden	C.	EI
8985	Simple	Erika		EI
8986	Gilmour	Timothy	P.	EI

**2.b.iii - COA's (Certificates of Authority)**

COA #	Company Name	Address	City	State	Zip	Type	AR PE/PS in CHG
3539	Page Southerland Page, Inc.	400 W. Cesar Chavez St. Ste 500	Austin	TX	78701-3894	Engineering	Jeffrey Willis PE #11311
3540	Creekside Designs, LLC	3975 Asbury Rd	Birmingham	AL	35243-5527	Engineering	Clinton Stewart PE #12087
3541	Ehresmann Engineering, inc	4400 W. 31st St	Yankton	SD	57078-6810	Engineering	Jared Schrempp PE #18682
3549	Tetra Engineering Group, Inc.	110 Hopmeadow St Ste 800	Weatogue	CT	06089-9409	Engineering	Peter Jackson PE #18374

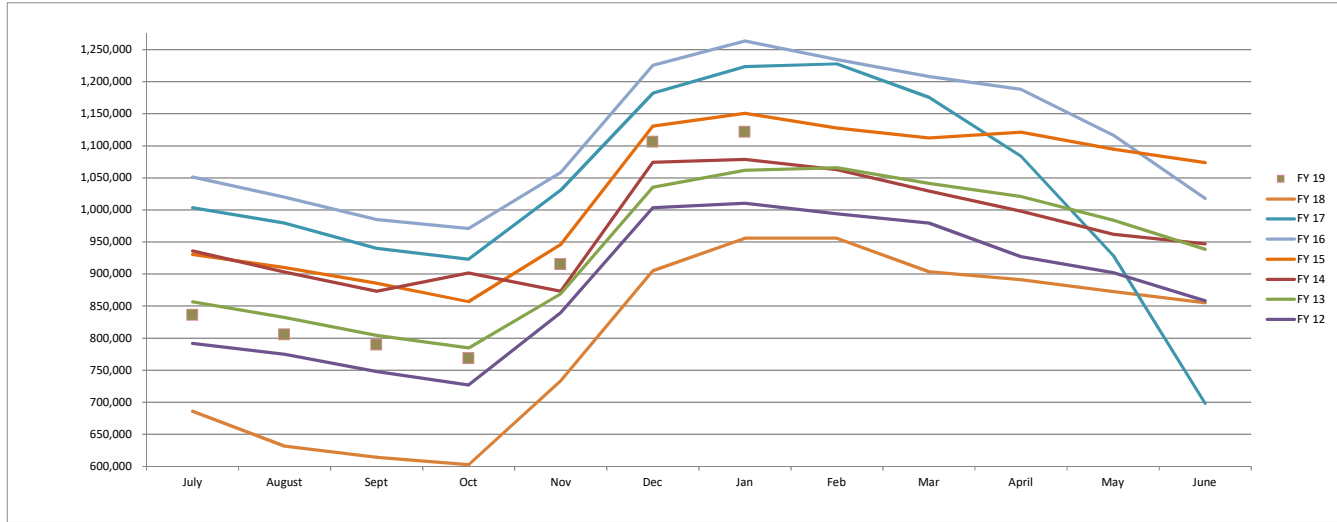
CI	Funds Ctr/CI Title	2019 Appropriatn	Adjustments	Blocks	Adjusted Appropriatn	Estm'd Salary Holding	FY19 Adjusted Appropriatn	July	August	September	October	November	December	January	February	March	April	May	June	Total Expenditures	Commitments	Remaining Appropriation
00	Salaries	270247	0	0	270,247	0	270,247	21,930.68	32,650.10	21,333.38	23,533.38	31,790.06	21,033.38	22,213.38	0.00	0.00	0.00	0.00	0.00	174,484.36	0.00	95,762.64
01	Extra Help	12000	0	0	12,000	0	12,000	0.00	0.00	0.00	0.00	0.00	0.00	0.00	0.00	0.00	0.00	0.00	0.00	0.00	0.00	12,000.00
03	Matching	91767	0	0	91,767	0	91,767	7,505.61	9,978.69	7,377.60	7,928.92	12,310.30	7,354.64	7,552.25	0.00	0.00	0.00	0.00	0.00	60,008.01	0.00	31,758.99
02	Operating Expense	208649	0	0	208,649	0	208,649	9,350.97	8,042.96	6,129.36	3,497.35	4,913.57	3,659.12	32,871.53	0.00	0.00	0.00	0.00	0.00	68,464.86	1,646.77	138,537.37
09	Travel	10227	0	0	10,227	0	10,227	0.00	1,735.15	0.00	0.00	0.00	0.00	0.00	0.00	0.00	0.00	0.00	0.00	1,735.15	0.00	8,491.85
10	Prof. Fees	7144	0	0	7,144	0	7,144	0.00	0.00	0.00	3,470.00	0.00	0.00	0.00	0.00	0.00	0.00	0.00	0.00	3,470.00	0.00	3,674.00
<b>Total</b>		<b>600,034</b>	<b>0</b>	<b>0</b>	<b>600,034</b>	<b>0</b>	<b>600,034</b>	<b>38,787.26</b>	<b>52,406.90</b>	<b>34,840.34</b>	<b>38,429.65</b>	<b>49,013.93</b>	<b>32,047.14</b>	<b>62,637.16</b>	<b>-</b>	<b>-</b>	<b>-</b>	<b>-</b>	<b>-</b>	<b>308,162.38</b>	<b>1,646.77</b>	<b>290,224.85</b>

Revenue:	July	August	Sept	Oct	Nov	Dec	Jan	Feb	Mar	April	May	June	Revenue year to date
AASIS Total w/Adjustments	14,510.00	20,475.00	18,285.00	15,910.00	181,460.00	252,900.00	52,115.00	-	-	-	-	-	\$555,655.00
4049003000 Interest-Treas	1,492.31	1,852.91	1,843.11	1,721.97	1,810.17	1,875.90	2,467.80	-	-	-	-	-	\$13,064.17
4049007000 Interest-CD's	87.72	99.00	-	88.82	198.15	-	287.40	-	-	-	-	-	\$761.09
<b>Total</b>	<b>16,090.03</b>	<b>22,426.91</b>	<b>20,128.11</b>	<b>17,720.79</b>	<b>183,468.32</b>	<b>254,775.90</b>	<b>54,870.20</b>	<b>-</b>	<b>-</b>	<b>-</b>	<b>-</b>	<b>-</b>	<b>\$569,480.26</b>

<b>Revenue/Expenditure</b>	<b>\$ (22,697.23)</b>	<b>\$ (29,979.99)</b>	<b>\$(14,712.23)</b>	<b>\$(20,708.86)</b>	<b>\$ 134,454.39</b>	<b>\$ 222,728.76</b>	<b>\$ (7,766.96)</b>	<b>\$ -</b>	<b>\$ -</b>	<b>\$ -</b>	<b>\$ -</b>	<b>\$ -</b>	<b>\$ (261,317.88)</b>
----------------------------	-----------------------	-----------------------	----------------------	----------------------	----------------------	----------------------	----------------------	-------------	-------------	-------------	-------------	-------------	------------------------

120001000 CD's Balance	189,656.31	189,755.31	189,755.31	189,844.13	190,042.28	190,042.28	190,329.68	-	-	-	-	-	-
Cash in Treasury (Fund Balance) FY19	835,835.85	805,506.86	789,264.63	768,139.37	915,034.82	1,105,939.17	1,121,434.45	-	-	-	-	-	-
Cash in Treasury (Fund Balance) FY18	685,827.35	631,739.95	614,253.23	602,410.19	733,187.89	905,039.81	955,943.33	955,943.33	903,595.34	891,206.09	872,667.13	855,400.80	-
Cash in Treasury (Fund Balance) FY17	1,003,210.91	979,538.39	939,922.11	922,966.65	1,031,004.94	1,181,890.40	1,223,465.37	1,227,862.29	1,175,864.69	1,084,029.62	928,996.58	698,343.92	-
Cash in Treasury (Fund Balance) FY16	1,051,363.67	1,020,043.11	985,160.44	970,973.31	1,058,524.89	1,225,340.94	1,263,677.73	1,234,354.94	1,207,899.78	1,188,287.76	1,116,814.04	1,017,972.56	-
Cash in Treasury (Fund Balance) FY15	930,434.09	910,304.89	885,550.00	857,008.56	946,010.48	1,130,574.19	1,150,879.53	1,127,630.93	1,112,401.97	1,121,157.49	1,095,000.01	1,073,722.38	-
Cash in Treasury (Fund Balance) FY14	936,113.10	902,906.19	873,059.38	901,833.57	873,059.38	1,074,138.68	1,078,802.37	1,062,925.51	1,029,406.70	997,978.78	962,023.37	947,010.07	-
Cash in Treasury (Fund Balance) FY13	856,824.56	832,025.98	804,146.45	784,629.37	869,350.59	1,035,446.38	1,061,635.32	1,065,694.66	1,041,365.09	1,020,708.32	984,184.68	938,483.10	-
Cash in Treasury (Fund Balance) FY12	791,766.34	774,783.81	747,996.30	726,738.84	839,826.76	1,003,321.67	1,010,340.03	994,139.79	979,593.84	926,960.02	902,284.72	858,103.60	-

Commitments:	
Copier Lease	1,003.43
Postage meter lease	643.34
<b>Total</b>	<b>1,646.77</b>



**Board of Licensure for Prof Engineers and Prof Surveyors (0236)  
FY19 Revenue Reconciliation for the Month ending December 2018**

**AASIS Revenue**

**Amounts**

Application Fees (4041002000)	\$ 11,150.00
Certificate Fees (4041004000)	\$ -
Testing Fees (4041005000)	\$ 100.00
Renewal Fees (4041007000)	\$ 209,270.00
Other Fees (4041028000)	\$ 150.00
Fines and Penalties (4042001000)	\$ -
Reinstatement Fees (4041041000)	\$ 400.00
<b>AASIS Total:</b>	<b>\$ 221,070.00</b>

**Adjustments**

PELS current month receipts posted in AASIS in subsequent (+)	38,090.00
PELS prior month receipts posted in AASIS in current (-)	<b>(6,260.00)</b>
AASIS current month receipts reversed in subsequent	0.00
AASIS prior month receipts reversed in current	0.00
<b>AASIS Balance Forward:</b>	<b>\$ 252,900.00</b>

**PELS receipts**

Application Fees (4041002000)	\$ 11,050.00
Certificate Fees (4041004000)	\$ -
Testing Fees (4041005000)	\$ 100.00
Renewal Fees (4041007000)	\$ 241,200.00
Other Fees (4041028000)	\$ 150.00
Fines and Penalties (4042001000)	\$ -
Reinstatement Fees (4041041000)	\$ 400.00
Misc Revenue (4047099000)	\$ -
<b>PELS Balance Forward:</b>	<b>252,900.00</b>

**Overage/Shortage (AASIS Balance Forward / PELS Balance Forward):** \$ -



<b>Explanation for discrepancy:</b>

**Attachment: Financial Comparison AASIS to PELS: December 2018**

*The information on this schedule accurately reflects the cash receipts that have been received and deposited by this agency during the stated month. The total receipts and total deposits have been reconciled to AASIS.*

*All figures noted on this report have been verified by reviewing the deposit register and trial balance for the stated month. Any discrepancies have been investigated and resolved.*

*All receipt numbers and licenses issued have been accounted for. Any discrepancies have been investigated and resolved.*

 Fiscal Support Analyst	1/14/2019 Date
 Executive Director	1/14/2019 Date

FINANCIAL COMPARISON AASIS TO PELS

December 2018		AASIS					PELS			Reconciliation			
AASIS Code	GL Acct	totals	Current month receipts posted in subsequent	prior month receipts posted in current	Current month receipts reversed in subsequent	Prior month receipts reversed in current	AASIS Balance Forward	PELS Deposit Summary		PELS Balance Forward	AASIS Balance Forward	PELS Balance Forward	Overage /Shortage
255	4041002000	11,150.00	800.00	(900.00)	0.00	0.00	11,050.00	11,050.00		11,050.00	11,050.00	11,050.00	0.00
257	4041004000	0.00	0.00	0.00	0.00	0.00	0.00	0.00		0.00	0.00	0.00	0.00
258	4041005000	100.00	0.00	0.00	0.00	0.00	100.00	100.00		100.00	100.00	100.00	0.00
260	4041007000	209,270.00	37,290.00	(5,360.00)	0.00	0.00	241,200.00	241,200.00		241,200.00	241,200.00	241,200.00	0.00
281	4041028000	150.00	0.00	0.00	0.00	0.00	150.00	150.00		150.00	150.00	150.00	0.00
539	4041041000	400.00	0.00	0.00	0.00	0.00	400.00	400.00		400.00	400.00	400.00	0.00
284	4042001000	0.00	0.00	0.00	0.00	0.00	0.00	0.00		0.00	0.00	0.00	0.00
586	4047099000	0.00	0.00	0.00	0.00	0.00	0.00	0.00		0.00	0.00	0.00	0.00
		221,070.00	38,090.00	(6,260.00)	0.00	0.00	252,900.00	252,900.00		252,900.00	252,900.00	252,900.00	0.00

Reconciling items

4041002000    4041004000    4041005000    4041007000    4041028000    4041041000

PELS items	PELS post date	AASIS Doc #	applications	certificate	exams	renewals	Temp	Reinstate	Totals
December posted in	12/28/2018	14621355	475				20980		21455
January	12/31/2018	14621356	325				16310		16635
									0
									0
									0
									0
									0
									0
									0
									0
									0
PELS receipts posted in Subsequent			800	0	0	37290	0	0	38090
November posted in	11/30/2018	14617459	900				5360		6260
December									0
									0
									0
									0
									0
									0
									0
PELS receipts posted from prior			900	0	0	5360	0 #	0	6260



**Board of Licensure for Prof Engineers and Prof Surveyors (0236)  
FY19 Revenue Reconciliation for the Month ending January 2019**

**AASIS Revenue**

**Amounts**

Application Fees (4041002000)	\$ 15,875.00
Certificate Fees (4041004000)	\$ -
Testing Fees (4041005000)	\$ 300.00
Renewal Fees (4041007000)	\$ 72,010.00
Other Fees (4041028000)	\$ 300.00
Fines and Penalties (4042001000)	\$ -
Reinstatement Fees (4041041000)	\$ 100.00
<b>AASIS Total:</b>	<b>\$ 88,585.00</b>

**Adjustments**

PELS current month receipts posted in AASIS in subsequent (+)	1,620.00
PELS prior month receipts posted in AASIS in current (-)	<b>(38,090.00)</b>
AASIS current month receipts reversed in subsequent	0.00
AASIS prior month receipts reversed in current	0.00
<b>AASIS Balance Forward:</b>	<b>\$ 52,115.00</b>

**PELS receipts**

Application Fees (4041002000)	\$ 15,725.00
Certificate Fees (4041004000)	\$ -
Testing Fees (4041005000)	\$ 300.00
Renewal Fees (4041007000)	\$ 35,690.00
Other Fees (4041028000)	\$ 300.00
Fines and Penalties (4042001000)	\$ -
Reinstatement Fees (4041041000)	\$ 100.00
Misc Revenue (4047099000)	\$ -
<b>PELS Balance Forward:</b>	<b>\$ 52,115.00</b>

**Overage/Shortage (AASIS Balance Forward / PELS Balance Forward):** \$ -

<b>Explanation for discrepancy:</b>

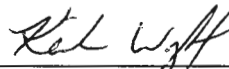

**Attachment:** Financial Comparison AASIS to PELS:

**January 2019**

*The information on this schedule accurately reflects the cash receipts that have been received and deposited by this agency during the stated month. The total receipts and total deposits have been reconciled to AASIS.*

*All figures noted on this report have been verified by reviewing the deposit register and trial balance for the stated month. Any discrepancies have been investigated and resolved.*

*All receipt numbers and licenses issued have been accounted for. Any discrepancies have been investigated and resolved.*

 Fiscal Support Analyst	2/12/2019 Date
 Executive Director	2/12/2019 Date

FINANCIAL COMPARISON AASIS TO PELS

January 2019		AASIS					PELS			Reconciliation		
AASIS Code	GL Acct	totals	Current month receipts posted in subsequent	prior month receipts posted in current	Current month receipts reversed in subsequent	Prior month receipts reversed in current	AASIS Balance Forward	PELS Deposit Summary	PELS Balance Forward	AASIS Balance Forward	PELS Balance Forward	Overage /Shortage
255	4041002000	15,875.00	650.00	(800.00)	0.00	0.00	15,725.00	15,725.00	15,725.00	15,725.00	15,725.00	0.00
257	4041004000	0.00	0.00	0.00	0.00	0.00	0.00	0.00	0.00	0.00	0.00	0.00
258	4041005000	300.00	0.00	0.00	0.00	0.00	300.00	300.00	300.00	300.00	300.00	0.00
260	4041007000	72,010.00	970.00	(37,290.00)	0.00	0.00	35,690.00	35,690.00	35,690.00	35,690.00	35,690.00	0.00
281	4041028000	300.00	0.00	0.00	0.00	0.00	300.00	300.00	300.00	300.00	300.00	0.00
539	4041041000	100.00	0.00	0.00	0.00	0.00	100.00	100.00	100.00	100.00	100.00	0.00
284	4042001000	0.00	0.00	0.00	0.00	0.00	0.00	0.00	0.00	0.00	0.00	0.00
586	4047099000	0.00	0.00	0.00	0.00	0.00	0.00	0.00	0.00	0.00	0.00	0.00
		88,585.00	1,620.00	(38,090.00)	0.00	0.00	52,115.00	52,115.00	52,115.00	52,115.00	52,115.00	0.00

Reconciling items

4041002000   4041004000   4041005000   4041007000   4041028000   4041041000

PELS items	PELS post date	AASIS Doc #	applications	certificate	exams	renewals	Temp	Reinstate	Totals
January posted in	1/28/2019	52200848	200				160		360
February	1/31/2019	52200849					180		180
	1/31/2019	14624625	450				630		1080
									0
									0
									0
									0
									0
									0
									0
									0
									0
									0
									0
									0
									0
									0
									0
									0
									0
									0
PELS receipts posted in Subsequent			650	0	0	970	0	0	1620
December posted in	12/28/2018	14621355	475			20980			21455
	12/31/2018	14621356	325			16310			16635
January									0
									0
									0
									0
									0
									0
									0
									0
									0
									0
									0
									0
									0
PELS receipts posted from prior			800	0	0	37290	0 #	0	38090



1910286539	W	1/9/2019	MTG 01/08/2019	107087	KYLE SALYER PE PS	1004561986	KR	188210	10045619862019	5050020200	502:00:02	252.82	252.82	108.10	1/17/2019
1910286539	W	1/9/2019	MTG 01/08/2019	107087	KYLE SALYER PE PS	1004561986	KR	188210	10045619862019	5050020100	502:00:02	0.00	0.00	13.85	1/17/2019
1910286539	W	1/9/2019	MTG 01/08/2019	107087	KYLE SALYER PE PS	1004561986	KR	188210	10045619862019	5050020400	502:00:02	0.00	0.00	130.87	1/17/2019
1910286537	W	1/9/2019	MTG 01/08/2019	106631	THOMAS R SCOTT III	1004562024	KR	188210	10045620242019	5050020400	502:00:02	9.16	9.16	9.16	1/17/2019
1910286532	W	1/9/2019	MTG 01/08/2019	102753	RODNEY D WILLIAMS	1004562034	KR	188210	10045620342019	5050020200	502:00:02	271.27	271.27	108.10	1/17/2019
1910286532	W	1/9/2019	MTG 01/08/2019	102753	RODNEY D WILLIAMS	1004562034	KR	188210	10045620342019	5050020400	502:00:02	0.00	0.00	163.17	1/17/2019
1910284713	W	1/8/2019	INV 0761439X	100068993	MATTHEW BENDER & COMPANY INC	1004561567	KR	188210	10045615672019	5090018000	502:00:02	126.24	126.24	126.24	1/18/2019
1910286583	W	1/9/2019	INV 23508	100002077	BRW INCORPORATED CITIES	1004562360	KR	188210	10045623602019	5080009000	502:00:02	491.60	491.60	491.60	1/28/2019
1910287302	W	1/9/2019	BOARD MTG 01/08	100141320	DONNIE L LINDSEY II	1004562375	KR	188210	10045623752019	5090019000	502:00:02	173.61	173.61	173.61	1/24/2019
1910299876	W	1/15/2019	INV 3224230	100157816	ARKANSAS INFORMATION CONSORTIUM LLC	1004566296	KR	188210	10045662962019	5080002200	502:00:02	10,472.00	10,472.00	10,472.00	1/23/2019
1910301018	W	1/16/2019	MTG 01/08/2019	107356	DONALD M PERRY	1004566592	KR	188210	10045665922019	5050020400	502:00:02	115.92	115.92	115.92	1/28/2019
1910299040	W	1/15/2019	MTG 11/13/2018	107356	DONALD M PERRY	1004566602	KR	188210	10045666022019	5050020400	502:00:02	115.92	115.92	115.92	1/24/2019
1910302935	W	1/16/2019	REFUND	W023601	Earl Clay Thomas	1004566528	KR	188210		5110002000	502:00:02	50.00	50.00	50.00	1/29/2019
1920283308	A	1/31/2019	2.36012E+14	100099611	US BANK CPS	8038997323	ZY	188210	4246044555710080	5090019000	502:00:02	343.27	0.45-	0.45-	2/4/2019
1920283308	A	1/31/2019	0236011520190079	100099611	US BANK CPS	8038997324	ZY	188210	4246044555710080	5020005000	502:00:02	0	343.72	28.54	2/4/2019

**5010001000 Regular Salaries Staff**

**December FY19**

Account Number	FOR period start	For-period end	Personnel Number	Name of Employee or Applicant	Wage Type L	Amount	Posting document
Regular Salaries	11/18/2018	12/1/2018	84350	GRANT GRIGG	1252 Sick pa	56.54	8892645
Regular Salaries	11/18/2018	12/1/2018	84350	GRANT GRIGG	1252 Sick pa	70.68	8892645
Regular Salaries	11/18/2018	12/1/2018	84350	GRANT GRIGG	1251 Vacatio	226.18	8892645
Regular Salaries	11/18/2018	12/1/2018	84350	GRANT GRIGG	1211 Holiday	452.36	8892645
Regular Salaries	11/18/2018	12/1/2018	84350	GRANT GRIGG	1200 Regular	1,456.02	8892645
Regular Salaries	11/18/2018	12/1/2018	84350	GRANT GRIGG	/845 Total pa	0.00	8892645
				<b>GRANT GRIGG</b>		<b>2,261.78</b>	
Regular Salaries	11/18/2018	12/1/2018	1185	HEATHER N RICHARDSON	1252 Sick pa	35.17	8892645
Regular Salaries	11/18/2018	12/1/2018	1185	HEATHER N RICHARDSON	1252 Sick pa	52.75	8892645
Regular Salaries	11/18/2018	12/1/2018	1185	HEATHER N RICHARDSON	1252 Sick pa	70.34	8892645
Regular Salaries	11/18/2018	12/1/2018	1185	HEATHER N RICHARDSON	1251 Vacatio	562.70	8892645
Regular Salaries	11/18/2018	12/1/2018	1185	HEATHER N RICHARDSON	1211 Holiday	562.70	8892645
Regular Salaries	11/18/2018	12/1/2018	1185	HEATHER N RICHARDSON	1200 Regular	1,529.85	8892645
Regular Salaries	11/18/2018	12/1/2018	1185	HEATHER N RICHARDSON	/845 Total pa	0.00	8892645
				<b>HEATHER N RICHARDSON</b>		<b>2,813.51</b>	
Regular Salaries	11/18/2018	12/1/2018	7804	KEISHA L WRIGHT	1251 Vacatio	128.37	8892645
Regular Salaries	11/18/2018	12/1/2018	7804	KEISHA L WRIGHT	1250 Holiday	256.75	8892645
Regular Salaries	11/18/2018	12/1/2018	7804	KEISHA L WRIGHT	1200 Regular	898.62	8892645
Regular Salaries	11/18/2018	12/1/2018	7804	KEISHA L WRIGHT	/845 Total pa	0.00	8892645
				<b>KEISHA L WRIGHT</b>		<b>1,283.74</b>	
Regular Salaries	11/18/2018	12/1/2018	28444	LINDA S STONE	1251 Vacatio	83.75	8892645
Regular Salaries	11/18/2018	12/1/2018	28444	LINDA S STONE	1211 Holiday	335.02	8892645
Regular Salaries	11/18/2018	12/1/2018	28444	LINDA S STONE	1200 Regular	1,256.31	8892645
Regular Salaries	11/18/2018	12/1/2018	28444	LINDA S STONE	/845 Total pa	0.00	8892645
				<b>LINDA S STONE</b>		<b>1,675.08</b>	
Regular Salaries	11/18/2018	12/1/2018	19356	MARILYN F SMITH	/845 Total pa	0.00	8892645
Regular Salaries	11/18/2018	12/1/2018	19356	MARILYN F SMITH	1200 Regular	718.81	8892645
Regular Salaries	11/18/2018	12/1/2018	19356	MARILYN F SMITH	1250 Holiday	239.60	8892645
Regular Salaries	11/18/2018	12/1/2018	19356	MARILYN F SMITH	1251 Vacatio	119.80	8892645
Regular Salaries	11/18/2018	12/1/2018	19356	MARILYN F SMITH	1252 Sick pa	119.80	8892645
				<b>MARILYN F SMITH</b>		<b>1,198.01</b>	
Regular Salaries	11/18/2018	12/1/2018	28472	VIRGINIA S DAVIS	/845 Total pa	0.00	8892645
Regular Salaries	11/18/2018	12/1/2018	28472	VIRGINIA S DAVIS	1200 Regular	574.04	8892645
Regular Salaries	11/18/2018	12/1/2018	28472	VIRGINIA S DAVIS	1250 Holiday	256.91	8892645
Regular Salaries	11/18/2018	12/1/2018	28472	VIRGINIA S DAVIS	1252 Sick pa	68.24	8892645
Regular Salaries	11/18/2018	12/1/2018	28472	VIRGINIA S DAVIS	1252 Sick pa	385.37	8892645
				<b>VIRGINIA S DAVIS</b>		<b>1,284.56</b>	
						<b>10,516.68</b>	
Account Number	FOR period start	For-period end	Personnel Number	Name of Employee or Applicant	Wage Type L	Amount	Posting document
5010001000 0i	12/2/2018	12/15/2018	84350	GRANT GRIGG	1252 Sick pa	70.68	8912068
5010001000 0i	12/2/2018	12/15/2018	84350	GRANT GRIGG	1251 Vacatio	226.18	8912068
5010001000 0i	12/2/2018	12/15/2018	84350	GRANT GRIGG	1200 Regular	1,964.92	8912068
5010001000 0i	12/2/2018	12/15/2018	84350	GRANT GRIGG	/845 Total pa	0.00	8912068
				<b>GRANT GRIGG</b>		<b>2,261.78</b>	
5010001000 0i	12/2/2018	12/15/2018	1185	HEATHER N RICHARDSON	/845 Total pa	0.00	8912068
5010001000 0i	12/2/2018	12/15/2018	1185	HEATHER N RICHARDSON	1200 Regular	2,743.18	8912068
5010001000 0i	12/2/2018	12/15/2018	1185	HEATHER N RICHARDSON	1252 Sick pa	70.34	8912068
				<b>HEATHER N RICHARDSON</b>		<b>2,813.52</b>	
5010001000 0i	12/2/2018	12/15/2018	7804	KEISHA L WRIGHT	/845 Total pa	0.00	8912068
5010001000 0i	12/2/2018	12/15/2018	7804	KEISHA L WRIGHT	1200 Regular	1,091.18	8912068
5010001000 0i	12/2/2018	12/15/2018	7804	KEISHA L WRIGHT	1251 Vacatio	32.09	8912068
5010001000 0i	12/2/2018	12/15/2018	7804	KEISHA L WRIGHT	1252 Sick pa	128.37	8912068
5010001000 0i	12/2/2018	12/15/2018	7804	KEISHA L WRIGHT	1252 Sick pa	32.09	8912068
				<b>KEISHA L WRIGHT</b>		<b>1,283.73</b>	
5010001000 0i	12/2/2018	12/15/2018	28444	LINDA S STONE	/845 Total pa	0.00	8912068
5010001000 0i	12/2/2018	12/15/2018	28444	LINDA S STONE	1200 Regular	1,607.03	8912068
5010001000 0i	12/2/2018	12/15/2018	28444	LINDA S STONE	1251 Vacatio	20.94	8912068
5010001000 0i	12/2/2018	12/15/2018	28444	LINDA S STONE	1251 Vacatio	47.11	8912068
				<b>LINDA S STONE</b>		<b>1,675.08</b>	
5010001000 0i	12/2/2018	12/15/2018	19356	MARILYN F SMITH	1274 Child E	14.98	8912068
5010001000 0i	12/2/2018	12/15/2018	19356	MARILYN F SMITH	1200 Regular	1,183.04	8912068
5010001000 0i	12/2/2018	12/15/2018	19356	MARILYN F SMITH	/845 Total pa	0.00	8912068
				<b>MARILYN F SMITH</b>		<b>1,198.02</b>	

Payroll Posting Report

Cost Center 188230

3.a.iv

5010001000 01	12/2/2018	12/15/2018	28472	VIRGINIA S DAVIS	1252 Sick pa	44.16	8912068
5010001000 01	12/2/2018	12/15/2018	28472	VIRGINIA S DAVIS	1200 Regular	1,232.38	8912068
5010001000 01	12/2/2018	12/15/2018	28472	VIRGINIA S DAVIS	/845 Total pa	0.00	8912068
5010001000 01	12/2/2018	12/15/2018	28472	VIRGINIA S DAVIS	1252 Sick pa	8.03	8912068

				VIRGINIA S DAVIS		1,284.57	
						10,516.70	

**5010001000 Regular Salaries Staff** **January FY19**

Account Number	FOR period start date	For-period e	Personnel Number	Name of Employee or Applic	Wage Type L	Amount	Posting document
----------------	-----------------------	--------------	------------------	----------------------------	-------------	--------	------------------

5010001000 01	12/16/2018	12/29/2018	84350	GRANT GRIGG	1252 Sick pa	98.95	8931088
5010001000 01	12/16/2018	12/29/2018	84350	GRANT GRIGG	1251 Vacatio	56.54	8931088
5010001000 01	12/16/2018	12/29/2018	84350	GRANT GRIGG	1251 Vacatio	226.18	8931088
5010001000 01	12/16/2018	12/29/2018	84350	GRANT GRIGG	1211 Holiday	452.36	8931088
5010001000 01	12/16/2018	12/29/2018	84350	GRANT GRIGG	1200 Regular	1,427.75	8931088
5010001000 01	12/16/2018	12/29/2018	84350	GRANT GRIGG	/845 Total pa	0.00	8931088

				GRANT GRIGG		2,261.78	
--	--	--	--	-------------	--	----------	--

5010001000 01	12/16/2018	12/29/2018	1185	HEATHER N RICHARDSON	/845 Total pa	0.00	8931088
5010001000 01	12/16/2018	12/29/2018	1185	HEATHER N RICHARDSON	1200 Regular	1,406.76	8931088
5010001000 01	12/16/2018	12/29/2018	1185	HEATHER N RICHARDSON	1211 Holiday	562.70	8931088
5010001000 01	12/16/2018	12/29/2018	1185	HEATHER N RICHARDSON	1251 Vacatio	844.06	8931088

				HEATHER N RICHARDSON		2,813.52	
--	--	--	--	----------------------	--	----------	--

5010001000 01	12/16/2018	12/29/2018	7804	KEISHA L WRIGHT	/845 Total pa	0.00	8931088
5010001000 01	12/16/2018	12/29/2018	7804	KEISHA L WRIGHT	1200 Regular	994.90	8931088
5010001000 01	12/16/2018	12/29/2018	7804	KEISHA L WRIGHT	1250 Holiday	256.75	8931088
5010001000 01	12/16/2018	12/29/2018	7804	KEISHA L WRIGHT	1251 Vacatio	32.09	8931088

				KEISHA L WRIGHT		1,283.74	
--	--	--	--	-----------------	--	----------	--

5010001000 01	12/16/2018	12/29/2018	28444	LINDA S STONE	/845 Total pa	0.00	8931088
5010001000 01	12/16/2018	12/29/2018	28444	LINDA S STONE	1200 Regular	1,277.25	8931088
5010001000 01	12/16/2018	12/29/2018	28444	LINDA S STONE	1211 Holiday	335.02	8931088
5010001000 01	12/16/2018	12/29/2018	28444	LINDA S STONE	1265 Birth De	62.82	8931088

				LINDA S STONE		1,675.09	
--	--	--	--	---------------	--	----------	--

5010001000 01	12/16/2018	12/29/2018	19356	MARILYN F SMITH	1251 Vacatio	359.40	8931088
5010001000 01	12/16/2018	12/29/2018	19356	MARILYN F SMITH	1250 Holiday	239.60	8931088
5010001000 01	12/16/2018	12/29/2018	19356	MARILYN F SMITH	1200 Regular	599.01	8931088
5010001000 01	12/16/2018	12/29/2018	19356	MARILYN F SMITH	/845 Total pa	0.00	8931088

				MARILYN F SMITH		1,198.01	
--	--	--	--	-----------------	--	----------	--

5010001000 01	12/16/2018	12/29/2018	28472	VIRGINIA S DAVIS	1251 Vacatio	20.07	8931088
5010001000 01	12/16/2018	12/29/2018	28472	VIRGINIA S DAVIS	1250 Holiday	256.91	8931088
5010001000 01	12/16/2018	12/29/2018	28472	VIRGINIA S DAVIS	1200 Regular	1,007.58	8931088
5010001000 01	12/16/2018	12/29/2018	28472	VIRGINIA S DAVIS	/845 Total pa	0.00	8931088

				VIRGINIA S DAVIS		1,284.56	
--	--	--	--	------------------	--	----------	--

						10,516.70	
--	--	--	--	--	--	-----------	--

Account Number	FOR period start date	For-period e	Personnel Number	Name of Employee or Applic	Wage Type L	Amount	Posting document
----------------	-----------------------	--------------	------------------	----------------------------	-------------	--------	------------------

5010001000 01	12/30/2018	1/12/2019	84350	GRANT GRIGG	1251 Vacatio	14.14	8950763
5010001000 01	12/30/2018	1/12/2019	84350	GRANT GRIGG	1251 Vacatio	42.41	8950763
5010001000 01	12/30/2018	1/12/2019	84350	GRANT GRIGG	1211 Holiday	226.18	8950763
5010001000 01	12/30/2018	1/12/2019	84350	GRANT GRIGG	1200 Regular	1,979.05	8950763
5010001000 01	12/30/2018	1/12/2019	84350	GRANT GRIGG	/845 Total pa	0.00	8950763

				GRANT GRIGG		2,261.78	
--	--	--	--	-------------	--	----------	--

5010001000 01	12/30/2018	1/12/2019	1185	HEATHER N RICHARDSON	1252 Sick pa	105.51	8950763
5010001000 01	12/30/2018	1/12/2019	1185	HEATHER N RICHARDSON	1251 Vacatio	281.35	8950763
5010001000 01	12/30/2018	1/12/2019	1185	HEATHER N RICHARDSON	1211 Holiday	281.35	8950763
5010001000 01	12/30/2018	1/12/2019	1185	HEATHER N RICHARDSON	1200 Regular	2,145.31	8950763
5010001000 01	12/30/2018	1/12/2019	1185	HEATHER N RICHARDSON	/845 Total pa	0.00	8950763

				HEATHER N RICHARDSON		2,813.52	
--	--	--	--	----------------------	--	----------	--

5010001000 01	12/30/2018	1/12/2019	7804	KEISHA L WRIGHT	/845 Total pa	0.00	8950763
5010001000 01	12/30/2018	1/12/2019	7804	KEISHA L WRIGHT	1252 Sick pa	128.37	8950763
5010001000 01	12/30/2018	1/12/2019	7804	KEISHA L WRIGHT	1251 Vacatio	385.12	8950763
5010001000 01	12/30/2018	1/12/2019	7804	KEISHA L WRIGHT	1251 Vacatio	128.37	8950763
5010001000 01	12/30/2018	1/12/2019	7804	KEISHA L WRIGHT	1250 Holiday	128.37	8950763
5010001000 01	12/30/2018	1/12/2019	7804	KEISHA L WRIGHT	1200 Regular	513.49	8950763

				KEISHA L WRIGHT		1,283.72	
--	--	--	--	-----------------	--	----------	--

5010001000 01	12/30/2018	1/12/2019	28444	LINDA S STONE	1265 Birth De	104.69	8950763
5010001000 01	12/30/2018	1/12/2019	28444	LINDA S STONE	1251 Vacatio	502.52	8950763
5010001000 01	12/30/2018	1/12/2019	28444	LINDA S STONE	1251 Vacatio	62.82	8950763

Payroll Posting Report

Cost Center 188230

3.a.iv

5010001000 01	12/30/2018	1/12/2019	28444	LINDA S STONE	1211 Holiday	167.51	8950763
5010001000 01	12/30/2018	1/12/2019	28444	LINDA S STONE	1200 Regular	837.54	8950763
5010001000 01	12/30/2018	1/12/2019	28444	LINDA S STONE	/845 Total pa	0.00	8950763
				LINDA S STONE		1,675.08	
5010001000 01	12/30/2018	1/12/2019	19356	MARILYN F SMITH	/845 Total pa	0.00	8950763
5010001000 01	12/30/2018	1/12/2019	19356	MARILYN F SMITH	1200 Regular	958.41	8950763
5010001000 01	12/30/2018	1/12/2019	19356	MARILYN F SMITH	1250 Holiday	119.80	8950763
5010001000 01	12/30/2018	1/12/2019	19356	MARILYN F SMITH	1251 Vacatio	119.80	8950763
				MARILYN F SMITH		1,198.01	
5010001000 01	12/30/2018	1/12/2019	28472	VIRGINIA S DAVIS	/845 Total pa	0.00	8950763
5010001000 01	12/30/2018	1/12/2019	28472	VIRGINIA S DAVIS	1114 Career	700.00	8950763
5010001000 01	12/30/2018	1/12/2019	28472	VIRGINIA S DAVIS	1200 Regular	1,144.07	8950763
5010001000 01	12/30/2018	1/12/2019	28472	VIRGINIA S DAVIS	1250 Holiday	128.46	8950763
5010001000 01	12/30/2018	1/12/2019	28472	VIRGINIA S DAVIS	1252 Sick pa	12.04	8950763
				VIRGINIA S DAVIS		1,984.57	
						11,216.68	
Account Number	FOR period start date	For-period e	Personnel Number	Name of Employee or Applic	Wage Type L	Amount	Posting document
5010001900 S	11/4/2018	11/17/2018	80783	DONALD M PERRY	1163 60.00 S	60.00	8950763
5010001900 S	12/30/2018	1/12/2019	80783	DONALD M PERRY	1163 60.00 S	60.00	8950763
				DONALD M PERRY		120.00	
5010001900 S	12/30/2018	1/12/2019	52612	HAROLD J ENGSTROM	1163 60.00 S	60.00	8950763
				HAROLD J ENGSTROM		60.00	
5010001900 S	12/30/2018	1/12/2019	52614	IVAN HOFFMAN Jr	1163 60.00 S	60.00	8950763
				IVAN HOFFMAN Jr		60.00	
5010001900 S	12/30/2018	1/12/2019	111903	Mr. BRIAN J. MOORE	1163 60.00 S	60.00	8950763
				Mr. BRIAN J. MOORE		60.00	
5010001900 S	12/30/2018	1/12/2019	106621	Mr. DAVID B. BEASLEY	1163 60.00 S	60.00	8950763
				Mr. DAVID B. BEASLEY		60.00	
5010001900 S	12/30/2018	1/12/2019	122804	Mr. J. KYLE SALYER	1163 60.00 S	60.00	8950763
				Mr. J. KYLE SALYER		60.00	
5010001900 S	12/30/2018	1/12/2019	112945	Mr. THOMAS R. SCOTT	1163 60.00 S	60.00	8950763
				Mr. THOMAS R. SCOTT		60.00	
						480.00	

FY19 Period 1-7 January	Debit	Credit	Balance
1000236001 CJ ELS 0236 # 001	63,120.00	-63,120.00	0
1010103000 Petty Cash	200.00	-200.00	0
** Cash On Hand	63,320.00	-63,320.00	0.00
1100001000 Treasury	1,424,176.27	-303,585.29	1,120,590.98
1100001001 Treasury Outgoing	88,991.23	-90,924.49	-1,933.26
1100001003 Treasury EFT Out	2,176.02	-2,519.29	-343.27
1100001005 Treasury Tnsfrs Out	214,643.64	-214,643.64	0
1100001006 Treasury Tnsfrs In	4,409.01	-4,409.01	0.00
* Cash Available to Spend	1,734,396.17	-616,081.72	1,118,314.45
1100001002 Treasury Incoming	65,559.41	-65,559.41	0
1100001004 Treasury EFT In	6,017,160.01	-6,014,040.01	3,120.00
* Deposits in Transit	6,082,719.42	-6,079,599.42	3,120.00
** Cash in State Treasury	7,817,115.59	-6,695,681.14	1,121,434.45
1100002000 Non-AASIS House Bank	8,933.00	-8,933.00	0
** Cash in Bank	8,933.00	-8,933.00	0.00
1120001000 Invest CD	314,044.85	-123,715.17	190,329.68
** Investments	314,044.85	-123,715.17	190,329.68
1140003100 Int Agy Due to/from	2,990.00	-2,990.00	0
1140003300 Payroll Fund DT/DF	214,332.46	-201,398.40	12,934.06
** Interfund Receivable	217,322.46	-204,388.40	12,934.06
1160001000 Accrued Interest	2,510.94	-2,510.94	0
** Accrued Income	2,510.94	-2,510.94	0
1190002000 PP Exp - Accrual Eng	2,530.00	-2,530.00	0
1190002500 PP Exp - YE Accruals	13,735.58	-13,735.58	0
** Pre-Paid Expenses	16,265.58	-16,265.58	0.00
1990110000 Land Improve (Mod)	69,366.19	0	69,366.19
1990130000 Buildings (Modified)	1,118,138.67	0.00	1,118,138.67
1990150000 Equipment (Modified)	27,733.97	-26,295.12	1,438.85
1990160000 Low Val Assets (Mod)	56,818.75	0.00	56,818.75
1991100000 AUC (Modified)	46,525.72	-46,525.72	0.00
** Modified Accrual Fixed Assets	1,318,583.30	-72,820.84	1,245,762.46
1991320000 Land Improv FullCAFR	69,366.19	0.00	69,366.19
1991321000 Land Improv(FContra)	0.00	-69,366.19	-69,366.19
1991340000 Buildings Full CAFR	1,118,138.67	0.00	1,118,138.67
1991341000 Buildings (F Contra)	0.00	-1,118,138.67	-1,118,138.67
1991360000 Equipment Full CAFR	37,928.00	-36,489.15	1,438.85
1991361000 Equip. F Contra CAFR	10,194.03	-37,928.00	-27,733.97
1991370000 Low Val Asset (Full)	56,818.75	0.00	56,818.75
1991371000 LVA (Full Contra)	0	-93,707.31	-93,707.31
1992100000 AC Dep Lnd Imp(Full)	0	-23,569.16	-23,569.16
1992300000 AC Dep Bldg(Full)	0.00	-238,297.80	-238,297.80
1992500000 AC Dep Eqpmnt(Full)	29,700.58	-31,139.43	-1,438.85
1992600000 AC Dep LV Asset(Full)	0.00	-56,818.75	-56,818.75
** Full Accrual Fixed Assets	1,322,146.22	-1,705,454.46	-383,308.24
2110001000 Vendor AP	56,516.44	-56,516.44	0
2110001100 Vendor Accrued Liab	1,462.25	-1,462.25	0
2110001101 Other Govt AP	225	-225	0
2110001102 Local Govt AP	876.86	-876.86	0
2110002000 Employee AP	1,739.01	-1,739.01	0
2111001000 GRIR Clearing	1,284,818.31	-1,284,818.31	0
** Accounts Payable	1,345,637.87	-1,345,637.87	0
2110003000 Due To Other Funds	31,495.88	-31,495.88	0
2110004100 Inter Agency Due To	2,280.48	-2,280.48	0
** Interfund Due-To	33,776.36	-33,776.36	0



2112004000 Due to Other Gov.	137.3	-137.3	0
** Due to Other Governments	137.30	-137.30	0
2115006000 Acc Salary & Ben YE	12,610.94	-12,610.94	0
** Payroll Liability	12,610.94	-12,610.94	0
2120002300 UseSaleTax AP Offset	0	-3.73	-3.73
2120003091 02 Use Tax Payable	92.8	0	92.8
2120003099 Use Tax Payable Accr	28.58	-127.75	-99.17
** Due to Revenue	121.38	-131.48	-10.1
2130001100 Unearned Income	465,715.75	-465,715.75	0
** Unearned Revenues	465,715.75	-465,715.75	0
2115007000 Comp Ab Current	3,809.05	-3,809.05	0
2230002000 NC Accr Comp Absence	21,005.60	-21,005.60	0
** Accrued Leave	24,814.65	-24,814.65	0.00
3000000000 Fund Equity Clearing	933,099.93	-834,988.03	98,111.90
3000002000 Fund Balance	44.44	-325,169.00	-325,124.56
3000004000 Net Asset Restricted	13,328.56	0.00	13,328.56
3900000000 Batch Input-Asset Ld	27,887.50	-10,194.03	17,693.47
3902100000 Inv GFA Lnd Imp (Mod	0	-69,366.19	-69,366.19
3902300000 Inv GFA Bldg (Mod)	0.00	-1,118,138.67	-1,118,138.67
3902500000 Inv GFA Equip (Mod)	26,295.12	-27,733.97	-1,438.85
3902600000 Inv GFA LVA(Modified	0.00	-56,818.75	-56,818.75
** Fund Balance	1,000,655.55	-2,442,408.64	-1,441,753.09
4041002000 APPLICATION FEES	0	-89,100.00	-89,100.00
4041004000 OTH/CERTIFICATE FEE	0	-10	-10
4041005000 TESTING FEES	0	-1,100.00	-1,100.00
4041007000 RENEWAL FEE	320	-462,555.00	-462,235.00
4041028000 OTHER FEES	0	-2,400.00	-2,400.00
4041041000 REINSTATEMENT	0	-2,900.00	-2,900.00
** OR - Fees	320.00	-558,065.00	-557,745.00
4043002100 NBR LICENSE & PERMIT	2,990.00	-465,715.75	-462,725.75
** OR - Licenses and Permits	2,990.00	-465,715.75	-462,725.75
4049003000 INTEREST DISTRIB	0	-13,064.17	-13,064.17
4049003100 NBR Invest Earnings	134.94	0	134.94
4049007000 INTEREST CERT. DEP.	0	-761.09	-761.09
** OR - Investment Revenue	134.94	-13,825.26	-13,690.32
5010001000 00 Regular Salaries	162,287.68	0.00	162,287.68
5010001100 NBR - Personal Svs.	0	-10,253.96	-10,253.96
5010001600 NBR - Emp Benefits	0.00	-2,405.25	-2,405.25
5010001900 Stipends	1,680.00	0	1,680.00
5010005000 03 FICA & Medic Exp	11,083.98	0	11,083.98
5010006000 03 Ben Ins Exp HAL	17,640.00	0	17,640.00
5010006500 Agency Cost of ARCAP	1,484.26	0	1,484.26
5010007000 03 Retirement Exp	24,862.48	0.00	24,862.48
5010091000 NBR-Comp Ab. Expense	0.00	-24,814.65	-24,814.65
** Salary Expense	219,038.40	-37,473.86	181,564.54
5020001000 Postage	225.00	0	225.00
5020002000 Telecomm Wired	1,483.92	0	1,483.92
5020003500 02 Connectivity	1,562.75	0	1,562.75
5020004000 Network Services Exp	626.93	0	626.93
5020004200 Internet Serv-Tech	5,195.63	0	5,195.63
5020004300 02 Server &Email Svc	1,163.25	0	1,163.25
5020005000 Freight	103.15	0.00	103.15
5020006000 NBR Com & Trans Com	10,381.28	-2,232.21	8,149.07
** Communication & Transp. of Commod	20,741.91	-2,232.21	18,509.70
5030001000 Printing	213.74	0	213.74

5030002000 Bind Copy Collate	1,861.27	0	1,861.27
5030004100 NBR Printing & Adv.	0.00	-213.74	-213.74
** Printing & Advertising	2,075.01	-213.74	1,861.27
5030005000 02-Bldg & Grds Maint	7,177.96	0	7,177.96
5030005100 Pest Control CI 02	379.32	0	379.32
5030008000 Office Equip Maint	209.28	0	209.28
** Repairing & Servicing	7,766.56	0	7,766.56
5040001000 Electricity	1,689.63	0	1,689.63
5040003000 Water & Sewage	876.86	0	876.86
5040003100 02 Water	158.59	0	158.59
5040007000 Rent of Office Equip	1,981.27	0	1,981.27
5040008500 02 Rent-Data Proc Eq	657.5	0	657.5
5040011000 Other Rent & Leases	76.3	0	76.3
5040012000 NBR -Utilities & Ren	0.00	-345.01	-345.01
** Utilities & Rent	5,440.15	-345.01	5,095.14
5050001000 02 Mileage	3.86	0	3.86
5050004100 09 - Meals	197.92	0	197.92
5050004200 09 - Lodging	1,439.50	0	1,439.50
5050006000 09 Common Carrier	97.73	0	97.73
5050020100 02Bd Mmbr Trav Meals	336.92	0	336.92
5050020200 02Bd Mmbr Trav Lodg	2,115.56	0	2,115.56
5050020300 02Bd Mmbr Trav Other	63.10	0	63.10
5050020400 02BdMbr Trvl Mileage	2,927.79	0	2,927.79
5050024000 NBR Travel/Sub CI 09	77.59	0	77.59
** Travel & Subsistence	7,259.97	0	7,259.97
5060001000 Professional Adm Fee	3,470.00	0	3,470.00
** Professional Services & Fees	3,470.00	0	3,470.00
5070001000 Surety Perform Bonds	29.73	0	29.73
5070003000 Bld Contents Ins	1,304.63	0	1,304.63
** Insurance & Bonds	1,334.36	0	1,334.36
5080002200 EFT PROCESSING FEES	21,035.60	0	21,035.60
5080006000 Assoc Member Dues	6,500.00	0	6,500.00
5080009000 Janitorial Service	3,441.20	0.00	3,441.20
5080014100 Recycling Services	163.97	0.00	163.97
5080029000 NBR - Other Exp, Svs	3,276.71	-1,040.80	2,235.91
** Other Expenses & Services	34,417.48	-1,040.80	33,376.68
5090006000 Office Supplies	1,147.02	-55.02	1,092.00
5090018000 Subscriptions Pubs	526.35	0	526.35
5090019000 Food Purchases	713.43	-0.45	712.98
5090022000 02-Kit,Jan,House Sup	336.26	-17.68	318.58
** Commodities, Materials & Supplies	2,723.06	-73.15	2,649.91
5110002000 02 Other Refunds	1,750.00	-75	1,675.00
** Refunds, Taxes & Claims	1,750.00	-75	1,675.00
5901020000 Depr Expense (Full)	24,500.43	0	24,500.43
** Depreciation/Amortization	24,500.43	0	24,500.43
6060003100 INTER XFER IN REBATE	0	-19.29	-19.29
** Transfers In/Out	0	-19.29	-19.29
<b>6990001000 Prior Yr Warr Outlaw</b>	<b>0.00</b>	<b>-272.42</b>	<b>-272.42</b>
** Prior Year Adjustment	0	-272.42	-272.42
*** BALANCE	14,297,674.01	-14,297,674.01	0

# STATUS OF COMPLAINTS

As of February 21, 2019

Meeting Date: March 12, 2019

Agenda Item: 5a

**Case 2018-03 In the Matter of Temple v Blew**

Complaint received on June alleging negligence in the practice of surveying, inquiry letter sent on June 16, 2018. **Answer received July 6, 2018**

**Case 2018-06 In the Doria v Rose** Complaint received on July 16, 2018 alleging negligence in the practice of Surveying, inquiry letter sent on August 1, 2018. **Answer Received August 9, 2018**

**Case 2018-07 In the Matter of Hines v DronetoDesign**

Complaint Received on August 2, 2018 alleging practicing surveying without a license, inquiry letter sent on August 1, 2018. **Answer received August 9, 2018**

**Case 2018-08 In the Matter of Humphrey v McKenny**

Complaint received on July 31, 2018 alleging negligence in the practice of surveying, inquiry letter sent on August 1, 2018. **Answer received September 16, 2018**

**Case 2018-09 In the matter of Thornton v Richardson** Complaint received November 14, 2018

Complaint alleging practicing surveying without a license, inquiry letter sent on November 14, 2018. **Answer received December 6, 2018**

**Case 2019-01 In the Matter of Benson v Scheiderer** Complaint received on January 31, 2019

Complaint alleging negligence in the practice of engineering, inquiry letter sent on February 1, 2019. **Answer revived February 19, 2019**

**Case 2019-02 In the Matter of Benson v Anderson** Complaint received on January 31, 2019

Complaint alleging negligence in the practice of engineering, inquiry letter sent on February 1, 2019. **Answer revived February 19, 2019**

Arkansas State Board of Licensure  
For  
Professional Engineers And Professional Surveyors  
623 Woodlane Drive, Little Rock, Arkansas  
Agenda for March 12, 2019 Board meeting

1. 10:00 a.m. Call to order President Moore
2. Consent Agenda
  - a. Approve Minutes of January 8, 2019 and January 30, 2019 meeting.
  - b. Conditionally licensed registrants
    - i. PE Comity and Temporary Permits (with Model Law Engineer qualifications)
    - ii. EI's & SI's
    - iii. COA's
  - c. Executive Director recommendations
3. Administrative Items
  - a. Financial Report for December 2018 and January 2019
  - b. Board Rules Committee Update
  - c. AR State Specific Exams (Application Sunset 1.2020 and Exam Workshop)
  - d. 92<sup>nd</sup> General Assembly (*actions as of 2/20/2019*)
4. Applicants/discuss applications lists
  - a. Applications recommended for discussion by the Executive Director and items removed from sections 2.b. and 2.c. of the consent agenda
5. Complaint Committee Report Grant Grigg
  - a. Complaint Status Report
  - b. Case Management Statistics
  - c. Complaint Committee Consent Agenda
  - d. CPC Audit information
6. Board Topics
  - a. NCEES 2019 Southern/Western Zone Meeting (Boise, Idaho)-Reimbursement Amounts
  - b. Report on 2019 NCEES Board President' Assembly
  - c. ASPS Addresses the Board
  - d. Next scheduled Board Meeting May 14, 2019 at 10:00 am (*NCEES Southern/Western Zone Meeting May 16-18, 2019*)
7. Other
  - a. Executive Session-Executive Director Annual Performance Evaluation

Lunch will be served at approximately 12:00p.m.