

Arkansas State Board of Licensure
for Professional Engineers and Professional Surveyors
Minutes – November 12, 2019

A meeting of The Board was convened at 10:00 a.m. in the Board Room at 623 Woodlane Dr., Little Rock, Arkansas, by President Rod Williams. Other Members present were Brian Moore, Ivan Hoffman, Jim Engstrom, David Beasley, Scott Bennett, and Tom Scott (absent Kyle Salyer and Don Perry). Others attending included; Executive Director Heather Richardson, Asst. Executive Director Linda Stone, Chief Investigator Grant Grigg, Sara Farris, Agency Counsel from Attorney General's Office, and NCEES Central Zone Vice-President, Marlon Vogt, PE.

The Consent Agenda was reviewed with motion made (Bennett moved, Beasley seconded) and carried to ratify the following:

- a. Meeting minutes of September 10, 2019;
- b. Attached lists of conditionally licensed P.E.'s, Temporary Permits (with Engineer Model Law Qualifications), E.I.'s, S.I.'s and C.O.A.'s.;
- c. Executive Director Recommendations to approve licensure for:
 - Rajani Rama Bansal PE – O, passed the PE exam April 2018 in California
 - Peter E. Beddia PE – C
 - Andrew T. Brandel PE – C
 - Matthew R. Bye PE – C
 - Van M. Cashen PE – C
 - Maria Eugenia Chumbita-Garcia PE – C
 - Ricardo Coelho De Abreu PE – C
 - Mohammad Nazmul Hassan EI
 - Jeffrey A. Holmes PE – O, subject to passing the PE exam
 - Kazi Tamzidul Islam EI
 - Donald J. Kendall PE – C
 - Shaun Timothy McGrath PE – C
 - Christian T McGuire PE – O, subject to passing the PE exam
 - Kathy S. Metivier PE – O, subject to passing the PE exam
 - Charles Clifton Reed, V PE – O, subject to passing the PE exam
 - Brandon Jay Rush PE – O, subject to passing the PE exam
 - Gang Zuo PE – C

The following administrative items were discussed and/or acted upon:

Financial Reports (Cash Fund, Revenue Reconciliations, Zarrant Check Activity, Payroll Posting, and AASIS Trial Balance) for August and September FY20. Financial Reports ratified by motion made (Beasley moved, Moore seconded) and carried.

Survey Exam Committee – President Williams appointed Members Beasley, Salyer, and Hoffman to the Committee.

Board Rules – On October 10, 2019, the Secretary of the Department of Labor and Licensing (DLL) approved the rule amendments and has forwarded the entire rule package to the Governor's Office for review and approval.

Department of Labor and Licensing Transformation activities – On October 22, 2019, President Williams and Director Richardson attended a mandatory DLL meeting at the Little Rock Work Force Center. Members reviewed the DLL formatted letterhead and requested the Director to draft letterhead that incorporates our logo.

Motion made (Beasley moved, Moore seconded) and carried to set acceptable scores for the October 2019 Arkansas State Specific Exam as follows:

- Part I, passing score – 76/111 points and above.
- Part II, passing score – 91/137 points and above.

National Transportation Safety Board's (NTSB) letter to the Governor – Director Richardson is to draft a letter to the Secretary of DLL and the Governor regarding the request.

The Members acted upon the following applicants:

Adel E. Abd El-Nabi PE – Approve comity licensure, motion made (Beasley moved, Moore seconded) and carried.

Emad Badiie PE – Approve comity licensure, motion made (Beasley moved, Hoffman seconded) and carried.

Michael W. Bensch PE – Deny FE exam waiver for comity licensure, motion made (Engstrom moved, Beasley seconded) and carried.

Daniel James Collier PS – Approve comity licensure, subject to passing the AR State Specific Exam, motion made (Hoffman moved, Beasley seconded) and carried.

Ryan W. Davis PE – Approve comity licensure, motion made (Beasley moved, Engstrom seconded) and carried.

James T. Gorley PE 7054 – Approve reinstatement, motion made (Beasley moved, Bennett seconded) and carried.

David J. Klimas PE – Approve comity licensure, motion made (Engstrom moved, Bennett seconded) and carried.

Bridget S. Morello PE – Approve comity licensure, motion made (Beasley moved, Bennett seconded) and carried.

Applications cont'd:

- Shannon R. Ory PE – Approve comity licensure, motion made (Beasley moved, Moore seconded) and carried.
- William J. Phillips PE – Approve licensure, subject to passing the PE exam, motion made (Beasley moved, Bennett seconded) and carried
- Jeffrey S. Ruppert PE – Approve comity licensure, motion made (Engstrom moved, Bennett seconded) and carried.
- Michael A. Stein PE – Deny comity licensure, motion made (Engstrom moved, Bennett seconded) and carried (2 opposed) does not meet the current nor prior Rules of the Board-EAC of Abet or Equivalent degree.
- George A. Teague PS – Defer action, by motion made (Engstrom moved, Beasley seconded) and carried (needs to provide PLSS experience).

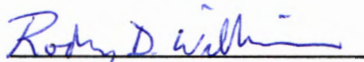
On behalf of the Complaint Committee, Mr. Grigg presented the following:

- Status of Complaints (attached)
- Case Management Statistics
- Consent Agenda, motion made (Engstrom moved, Beasley seconded) and carried to accept the Committees recommendation to:
 - Set for Hearing – 2019-11, Richardson v Snodgrass, allegations of practicing engineering without a license.
- CPC Audit of 2018 PE licensees – 162 licensees were audited (9 have not replied) and there were no instances of non-compliance.

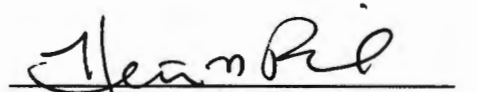
Board Topics discussed:

- ABET visit – Member Scott reported that the EAC of ABET Committee's visit to Henderson University was very interesting and informative. He recommends that every Board Member should attend an ABET visit.
- NCEES Central Zone Vice-President, Marlon Vogt, PE, addressed the Board regarding the lines of communication between NCEES and the member boards.
- The next meetings will be January 14, 2020, 8:30am Complaint Committee followed by an Administrative Hearing and Board meeting at 10:00 am.

Business being thus concluded the meeting adjourned at 12:25 p.m.


Rod Williams, President

01/14/2020
Date


Heather Richardson, Executive Director

1/14/2020
Date

Agenda Items 2.a.i., 2.a.ii., 2.a.iii.

Tuesday, September 10, 2019

2.b.i - PE's, Temporary Permits (with Model Law Qualifications), reapply due to 3 times fail exam, & reinstatements						
PE #	Last	Middle Name	First	Type	Comity State	Temp #
12208	Roebuck	David	Mark	PE - C	GA	Reinstatement
13902	Winslow	Jennifer	L	PE - C	MO	Reinstatement
14601	Scaringe	Matthew	Thomas	PE - C		Reinstatement
15257	Waggoner	Neil	Don	PE - C		Reinstatement
15416	Morris	Ryan	David	PE - O		Reinstatement
19065	Simmons	Miles	F.	PE - C		
19066	Machugh	Andrew	J.	PE - C		
19067	Julien	Kerwin	Edred	PE - C		
19068	Griffith	Tyler	W.	PE - C		
19069	Hanslik	Jeff	T.	PE - C		
19070	Keller	Stephen	B.	PE - C		
19071	Johnson	Stephanie	M.	PE - C		
19072	Fehr	Matthew	R.	PE - C		
19073	Sands	Kyle	P.	PE - C		
19074	Adrian	Duncan	Blake	PE - C		
19075	Moyle	Robert	Murdock	PE - C		
19076	Volz	Matthew	A.	PE - C		
19077	Brady	James	John	PE - C		
19078	Dimalanta	Lorenzo	Cruz	PE - C		
19079	Hornedi	Jay		PE - C		
19080	Ross	Sarah	M.	PE - C		
19081	Spivey	Heath	Corey	PE - C		
19082	Dexter	Brett	Elliott	PE - C		
19083	Massie	Adrian	H.	PE - C		
19084	Patel	Biren	C.	PE - C		
19085	Savage	Mark	Wade	PE - C		
19086	Zundel	Shain	Emory	PE - C		
19087	Fletcher	Benjamin	W.	PE - C		
19088	Harrison	Jeremy	Douglas	PE - C		
19089	Lara	Alexander	J.	PE - C		
19090	Marek	Dennis	David	PE - C		
19091	Ortego	Orin	Paul	PE - C		
19092	Sobczak	John	V.	PE - C		
19093	Briggs	John	Thomas	PE - C		
19094	Zemina	Bryan	Richard	PE - C		
19095	Begley	James	Patrick	PE - C		
19096	Davidson	Braden	Cole	PE - C		
19097	Metzler	James	Paul	PE - C		
19098	Albino	Christopher	J.	PE - C		
19099	Archuleta	Richard	A.	PE - C		
19100	Davis	Julius	D.	PE - C		
19101	Flowers	Cambria	Marie	PE - C		
19102	Hyman	Robin	Charles	PE - C		
19103	Kababik	Justin	S.	PE - C		

Agenda Items 2.a.i., 2.a.ii., 2.a.iii.

19104	Mackay	Christian	M.	PE - C		
19105	Waltman	Aaron	John	PE - C		
19106	Zsinko	Steven		PE - C		
19107	Green	Donal	Ray	PE - C		
19108	Helvey	Robert	Hazen	PE - C		
19109	Loudermilk	Blake	M.	PE - C		
19110	Robbins	Thomas	A.	PE - C		
19111	Shelton	Eric	Joseph	PE - C		
19112	Swanson	Donald	LeRoy	PE - C		
19113	Theriot	Kirk	Joseph	PE - C		
19114	Toy	Charles	David	PE - C		
19115	Will	Robert	Frederick	PE - C		
19136	Degruson	James	Eric	PE - C		
19137	Pennington	Colin	C.	PE - C		
19138	Aboulafia	Isaac	M.	PE - C		
19139	Ferrante	Brandon	Ryan	PE - C		
19140	Guenin	Andreas	M.	PE - C		
19141	Grevious	Todd	A.	PE - C		
19142	Hunsicker	Gregory	A.	PE - C		
19143	Zuroff	Brian	J.	PE - C		
19144	Hafner	Eric	T.	PE - C		
19145	Huffnagle	Mark	P.	PE - C		
19146	McDonough	Kyle	S.	PE - C		
19147	McKay	Brandon	Lee	PE - C		
19148	Nickelson	Nick	E.	PE - C		
19149	Potthast	Luke	A.	PE - C		
19150	Wolford	David	S.	PE - C		
19151	Sauceda	Richard	Christopher	PE - C		
19152	Axley	Thomas	Bruce	PE - C		
19153	Bailey	Benjamin	Bryan	PE - C		
19154	Gernand	Davia	A.	PE - C		
19155	Hahn	Christopher	M.	PE - C		
19156	Roepnack	Paul	M.	PE - C		
19157	Thomas	Jennifer	Alicia	PE - C		
19158	Ausel	Terry	Shawn	PE - C		
19159	Dick	Kegan	Matthew	PE - C		
19160	Jackson	David	R.	PE - C		
19161	Hix	Levi	Philip	PE - C		
19162	Wilson	Christy	L.	PE - C		
19163	Yankey	Gregory	Alan	PE - C		
19164	Gingerich	Nicholas	D.	PE - C		
19165	Mikut	Richard	Lee	PE - C		
19166	Pehl	Russell	J.	PE - C		
19167	Leonard	Patrick	N.	PE - C		
19168	Martorano	Michael	Phillip	PE - C		
19169	Ward	Adam	Case	PE - C		

Agenda Items 2.a.i., 2.a.ii., 2.a.iii.

19170	Bailey	Quinn	Logan	PE - C		
19171	Cox	Grant	Patrick	PE - C		
19172	Davison	Howard	L.	PE - C		
19173	Flathmann	Tod	E.	PE - C		
19174	Johnson	Seth	Salo	PE - C		
19175	Plotkin	Marc	Franklin	PE - C		
19176	Tucker	Justin	William	PE - C		
19177	Wilson	Frederick	Paul	PE - C		
19178	Hess	Marc	T.	PE - C		
19179	Johnson	Gregory	R.	PE - C		
19180	Korte	Matthew	David	PE - C		
19181	Ritch	Jayson	M.	PE - C		
19182	Swett	Douglas	A.	PE - C		
19183	Martinez	Gilberto		PE - C		
19184	Radford	Gary	Allen	PE - C		
19185	Ripley	Leonard	E.	PE - C		
19186	Babel	Alexander	Karol	PE - C		
19187	Burnett	James	William	PE - C		
19188	Christiansen	Eric	Steven	PE - C		
19189	Eldridge	Lee	T	PE - C		
19190	Hudgens	Shelby	R.	PE - C		
19191	Hummel	Garrett	Douglas	PE - C		
19192	Weekly	Ashley	N.	PE - C		
19193	Wenninghoff	Kevin	M.	PE - C		
19194	Wojtowicz	Derek	Andrew	PE - C		
19195	Wong	Earl	Gar	PE - C		
19196	Bice	Jacob	K.	PE - C		
19200	Degasparre	Mark	F.	PE - C		
19202	Kartchner	Richard	Taylor	PE - C		
19203	Lewis	Olin	Paul	PE - C		

2.b.ii - SI's & EI's

Intern #	Last	Middle Name	First	Type
9067	Walker	Joshua	Chase	EI
9068	Matthews	Bradley	A.	EI
9069	Allison	Chase	Kyler	EI
9070	Stoll	Bailee	A.	EI
9071	Bryan	Katharine	Elaine	EI
9072	Croom	Miller	Moore	EI
9073	Wheaton	Patrick	James	EI
9074	Johnson	Jared	L.	EI
9075	Kirk	Allen	B.	EI
9076	Reed	Jason	L.	EI
9077	Hendley	Rose	E.	EI
9079	Sutherland	Aaliyah	Tasia Janille	EI

Agenda Items 2.a.i., 2.a.ii., 2.a.iii.

9080	Petty	Austin	Cole	EI
9081	Davis	Cody	Lake	EI
9082	Sullivan	Spencer	L.	EI
9083	Moore	Colton	M.	EI
9084	Nelson	DeAngelo	Devonte	EI
9085	Worsham	John	G.	EI
9086	Head	Jacob	Douglas	EI
9087	Knox	Caleb	A.	EI
9088	O'Hare	Meagan	N.	EI
9089	Smith	Kurt	B.	EI
9090	Stengel	Andrew	James	EI
9091	Weiner	Adam	M.	EI
9092	Welch	Robert	A.	EI
9093	Norris	Jacob	L.	EI
9094	Matt	Luke	Evan	EI
9095	Woodfield	Landon	Joel	EI
9096	Gonzalez Nino	David		EI
9097	McMillan	Evan	Ryan	EI
9098	Parnell	Nathan	D.	EI
9099	Grawe	Jake	M.	EI
9100	Moon	Brandon	David	EI

2.b.iii - Reinstated & new COA's (Certificates of Authority)

COA #	Company Name	Address	City	State	Zip	Type	AR PE/PS in CHG
1374	Lockett & Farley Archtcts Engrs Cnstructn M	737 South Third St	Louisville	KY	40202-2483	Engineering	Andrew Fowler PE #19017
1840	FC&E Engineering LLC	917 Marquette Rd	Brandon	MS	39042-3182	Engineering	Kenneth Faulkner PE #9032
1991	Marshall Miller & Associates, Inc.	582 Industrial Park Rd	Bluefield	VA	24605-9364	Engineering	Justin Douthat PE #13918
2766	Acot Associates Group, LLC.	8326 Macon Rd	Cordova	TN	38018-8554	Engineering	Franklin Eppert PE #16122
3164	Master Engineers And Designers, Inc.	904 Lakeside Drive	Lynchburg	VA	24501-2602	Engineering	Jeremy Lucas PE #18968
3636	Julien Engineering & Consulting, Inc.	2916 General DeGaulle Drive, S	New Orleans	LA	70114-6450	Engineering	Kerwin Julien PE #19067
3637	KIS Solutions, LLC	4611 Sylvan Glen Drive	Houston	TX	77084-3640	Engineering	Edward Borden PE #18711
3638	BTM Engineering, Inc.	3001 Taylor Springs Drive	Louisville	KY	40220-1586	Engineering	Philip Heid PE #19040
3639	Applied Engineering of East Tennessee, Inc.	405 Erin Drive	Knoxville	TN	37919-6206	Engineering	Jack Hopkins PE #9753
3640	Foundation Testing and Consulting, LLC	16500 Lucille Street	Overland Park	KS	66221-7960	Engineering	William Jones PE #18853
3641	Davidson Engineering, PLLC	123 Lexington Court	Searcy	AR	72143-8014	Engineering	Braden Davidson PE #19096
3642	AMO Structural Engineering LLC	1250 S. Capital of Texas Hwy.	AUSTIN	TX	78746-6446	Engineering	Asadollah Mardashti PE #19133
3643	Canyons Structural Inc	940 E Elm Ave	Salt Lake City	UT	84106-2303	Engineering	Cambria Flowers PE #19101
3644	Wekiva Engineering, LLC	711 N Orange Ave Ste A	Winter Park	FL	32789-4757	Engineering	John Sobczak PE #19092
3645	St. John & Associates, Inc.	508 1ST Avenue SE	Cullman	AL	35055-4301	Engineering	David Haynes PE #18506
3646	Machina LLC	13425 Watertown Plank Road #	Elm Grove	WI	53122-5103	Engineering	Thomas Robbins PE #19110
3647	Midland Surveying Inc	501 N Market	Maryville	MO	64468-1616	Survey	Adam Teale PS #1868
3648	Vestal Corporation	1 The Pines Court Suite A	Saint Louis	MO	63141-6178	Engineering	Bradley Gordon PE #10585
3649	Maida Engineering, Inc.	1100 McKean St.	Philadelphia	PA	19148-2214	Engineering	Joseph Maida PE #13142

Agenda Items 2.a.i., 2.a.ii., 2.a.iii.

3651	Tailored Consulting	1600 Aspen Commons Ste 210	Middleton	WI	53562-4720	Engineering	Matthew Heil PE #18546
3652	Inflo Design Group, LLC	406 Wild Elm Street	Franklin	TN	37064-8649	Engineering	Daniel Morgan PE #16163
3653	CTRE, PC	504 South Creyts Ste. B	Lansing	MI	48917-8267	Engineering	Robin Hyman PE #19102
3654	OnPoint Engineering and Technology LLC	5623 Vickery Blvd.	Dallas	TX	75206-6234	Engineering	Gregory Hunsicker PE #19142
3655	IMS Engineers, Inc.	126 EAST AMITE ST	JACKSON	MS	39201-2101	Engineering	Tommy Avant PE #19119
3656	Pugh Engineering Services, LLC	PO Box 459	CULLMAN	AL	35056-0459	Engineering	James Pugh PE #19135
3657	The Dothea Group, LLC	3299 State Rd	Medina	OH	44256-9219	Engineering	Richard Mikut PE #19165
3658	Providence Engineering and Environmental	1201 Main St.	Baton Rouge	LA	70802-4658	Engineering	Kevin Calhoun PE #19053
3659	Radford Engineering Co.	5143 Pond Bluff Way	Fairview	TX	75069-6852	Engineering	Gary Radford PE #19184
3660	T.R. Arnold & Associates, Inc.	4703 Chester Dr	Elkhart	IN	46516-9641	Engineering	Michael Tomko PE #12339
3661	Valor Forensic Engineering Services, LLC	1926 E 133rd Place South	Bixby	Ok	74008-1201	Engineering	Chad Williams PE #15065
3662	Harley Ellis Devereaux Corporation	26913 Northwestern Hwy	Southfield	MI	48033-8441	Engineering	James Corsiglia PE #18797
3663	Precision Engineering Group, LLC	5800 E Skelly Drive	TULSA	OK	74135-6448	Engineering	Peter Hilger PE #10382
3664	Engineering Resource Group	350 Edgewood Terrace Drive	Jackson	MS	39206-6216	Engineering	Jason Grossi PE #18949

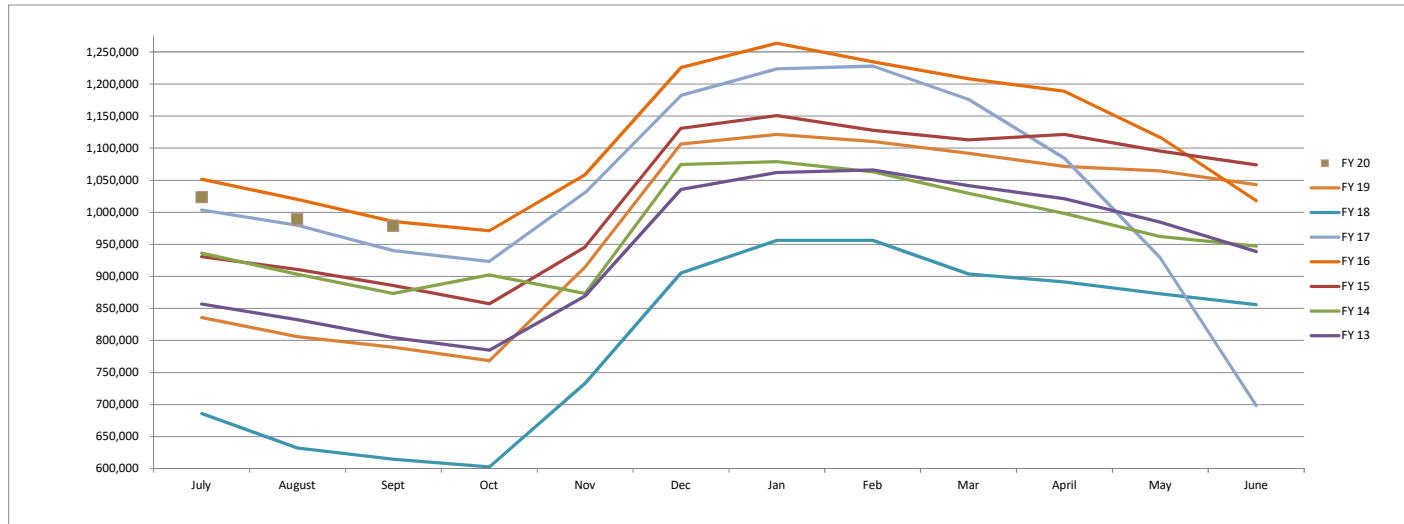
CI	Funds Ctr/CI Title	2019 Appropriatn	Adjust-ments	Blocks	Adjusted Appropriatn	Estm'd Salary Holding	FY20 Adjusted Appropriatn	Month												Total Expenditures	Commit-ments	Remaining Appropriation				
								July	August	September	October	November	December	January	February	March	April	May	June							
00	Salaries	270247	0	0	270,247	0	270,247	21,694.54	34,941.51	21,369.70	0.00	0.00	0.00	0.00	0.00	0.00	0.00	0.00	0.00	0.00	0.00	78,005.75	0.00	192,241.25		
01	Extra Help	12000	0	0	12,000	0	12,000	0.00	0.00	0.00	0.00	0.00	0.00	0.00	0.00	0.00	0.00	0.00	0.00	0.00	0.00	0.00	0.00	12,000.00		
03	Matching	91767	0	0	91,767	0	91,767	7,442.23	10,495.97	7,376.82	0.00	0.00	0.00	0.00	0.00	0.00	0.00	0.00	0.00	0.00	0.00	25,315.02	0.00	66,451.98		
02	Operating Expense	208649	0	0	208,649	0	208,649	11,106.62	10,076.77	4,971.80	0.00	0.00	0.00	0.00	0.00	0.00	0.00	0.00	0.00	0.00	0.00	26,155.19	2,255.02	180,238.79		
09	Travel	10227	0	0	10,227	0	10,227	450.00	810.87	0.00	0.00	0.00	0.00	0.00	0.00	0.00	0.00	0.00	0.00	0.00	0.00	1,260.87	0.00	8,966.13		
10	Prof. Fees	7144	0	0	7,144	0	7,144	0.00	0.00	0.00	0.00	0.00	0.00	0.00	0.00	0.00	0.00	0.00	0.00	0.00	0.00	0.00	0.00	7,144.00		
Total								600,034	0	0	600,034	40,693.39	56,325.12	33,718.32	-	-	-	-	-	-	-	-	-	130,736.83	2,255.02	467,042.15

Revenue:	Month												Revenue year to date	Commitments:			
	July	August	Sept	Oct	Nov	Dec	Jan	Feb	Mar	April	May	June		Lease Copier	1,826.13		
AASIS Total w/Adjustments	16,520.00	21,370.00	23,050.00	-	-	-	-	-	-	-	-	-	-	-	\$60,940.00	-	
4049003000 Interest-Treas	-	2,355.92	1,991.11	-	-	-	-	-	-	-	-	-	-	-	\$4,347.03	Lease Postage Meter	428.89
4049007000 Interest-CD's	-	-	485.85	-	-	-	-	-	-	-	-	-	-	-	\$485.85	-	
Total	16,520.00	23,725.92	25,526.96	-	-	-	-	-	-	-	-	-	-	-	\$65,772.88	-	

Revenue/Expenditure	\$ (24,173.39)	\$ (32,599.20)	\$ (8,191.36)	\$ -	\$ -	\$ -	\$ -	\$ -	\$ -	\$ -	\$ -	\$ -	\$ -	\$ -	\$ -	\$ -	\$ -	\$ -	\$ -	\$ -	\$ -	\$ -	\$ -	\$ -	\$ (64,963.95)
----------------------------	-----------------------	-----------------------	----------------------	-------------	-------------	-------------	-------------	-------------	-------------	-------------	-------------	-------------	-------------	-------------	-------------	-------------	-------------	-------------	-------------	-------------	-------------	-------------	-------------	-------------	-----------------------

1120001000 CD's Balance	191,094.95	191,094.95	191,094.95	-	-	-	-	-	-	-	-	-	-	-	-	-	-	-	-	-	-	-	-	-	-
--------------------------------	-------------------	-------------------	-------------------	----------	----------	----------	----------	----------	----------	----------	----------	----------	----------	----------	----------	----------	----------	----------	----------	----------	----------	----------	----------	----------	----------

Cash in Treasury (Fund Balance) FY20	1,022,715.37	988,316.17	978,521.46	-	-	-	-	-	-	-	-	-	-	-	-	-	-	-	-	-	-	-	-	-	-
Cash in Treasury (Fund Balance) FY19	835,835.85	805,506.86	789,264.63	768,139.37	915,034.82	1,105,939.17	1,121,434.45	1,110,046.39	1,091,480.55	1,071,049.40	1,064,326.74	1,042,542.13	-	-	-	-	-	-	-	-	-	-	-	-	-
Cash in Treasury (Fund Balance) FY18	685,827.35	631,739.95	614,253.23	602,410.19	733,187.89	905,039.81	955,943.33	955,943.33	903,595.34	891,206.09	872,667.13	855,400.80	-	-	-	-	-	-	-	-	-	-	-	-	-
Cash in Treasury (Fund Balance) FY17	1,003,210.91	979,538.39	939,922.11	922,966.65	1,031,004.94	1,181,890.40	1,223,465.37	1,227,862.29	1,175,864.69	1,084,029.62	928,996.58	698,343.92	-	-	-	-	-	-	-	-	-	-	-	-	-
Cash in Treasury (Fund Balance) FY16	1,051,363.67	1,020,043.11	985,160.44	970,973.31	1,058,524.89	1,225,340.94	1,263,677.73	1,234,354.94	1,207,899.78	1,188,287.76	1,116,814.04	1,017,972.56	-	-	-	-	-	-	-	-	-	-	-	-	-
Cash in Treasury (Fund Balance) FY15	930,434.09	910,304.89	885,550.00	857,008.56	946,010.48	1,130,574.19	1,150,879.53	1,127,630.93	1,112,401.97	1,121,157.49	1,095,000.01	1,073,722.38	-	-	-	-	-	-	-	-	-	-	-	-	-
Cash in Treasury (Fund Balance) FY14	936,113.10	902,906.19	873,059.38	901,833.57	873,059.38	1,074,138.68	1,078,802.37	1,062,925.51	1,029,406.70	997,978.78	962,023.37	947,010.07	-	-	-	-	-	-	-	-	-	-	-	-	-
Cash in Treasury (Fund Balance) FY13	856,824.56	832,025.98	804,146.45	784,629.37	869,360.59	1,035,446.38	1,061,635.32	1,065,694.66	1,041,365.09	1,020,708.32	984,184.68	938,483.10	-	-	-	-	-	-	-	-	-	-	-	-	-



**Board of Licensure for Prof Engineers and Prof Surveyors (0236)
FY20 Revenue Reconciliation for the Month ending August 2019**

AASIS Revenue

Amounts

Application Fees (4041002000)	\$ 15,800.00
Certificate Fees (4041004000)	\$ -
Testing Fees (4041005000)	\$ 100.00
Renewal Fees (4041007000)	\$ 2,920.00
Other Fees (4041028000)	\$ 150.00
Fines and Penalties (4042001000)	\$ -
Reinstatement Fees (4041041000)	\$ 600.00
AASIS Total:	\$ 19,570.00

Adjustments

PELS current month receipts posted in AASIS in subsequent (+)	2,400.00
PELS prior month receipts posted in AASIS in current (-)	(600.00)
AASIS current month receipts reversed in subsequent	0.00
AASIS prior month receipts reversed in current	0.00
AASIS Balance Forward:	\$ 21,370.00

PELS receipts

Application Fees (4041002000)	\$ 17,300.00
Certificate Fees (4041004000)	\$ -
Testing Fees (4041005000)	\$ 100.00
Renewal Fees (4041007000)	\$ 2,920.00
Other Fees (4041028000)	\$ 450.00
Fines and Penalties (4042001000)	\$ -
Reinstatement Fees (4041041000)	\$ 600.00
Misc Revenue (4047099000)	\$ -
PELS Balance Forward:	21,370.00

Overage/Shortage (AASIS Balance Forward / PELS Balance Forward): \$ -

Explanation for discrepancy:



Attachment: Financial Comparison AASIS to PELS:

August 2019

The information on this schedule accurately reflects the cash receipts that have been received and deposited by this agency during the stated month. The total receipts and total deposits have been reconciled to AASIS.

All figures noted on this report have been verified by reviewing the deposit register and trial balance for the stated month. Any discrepancies have been investigated and resolved.

All receipt numbers and licenses issued have been accounted for. Any discrepancies have been investigated and resolved.

 Fiscal Support Analyst	9/4/2019 Date
 Executive Director	9/4/2019 Date

FINANCIAL COMPARISON AASIS TO PELS

		AASIS					PELS			Reconciliation		
		Current month receipts posted in subsequent	prior month receipts posted in current	Current month receipts reversed in subsequent	Prior month receipts reversed in current	AASIS Balance Forward	PELS Deposit Summary	PELS Balance Forward	AASIS Balance Forward	PELS Balance Forward	Overage /Shortage	
AASIS Code	GL Acct											
	2019	totals										
		15,800.00	2,100.00	(600.00)	0.00	0.00	17,300.00	17,300.00	17,300.00	17,300.00	0.00	
		0.00	0.00	0.00	0.00	0.00	0.00	0.00	0.00	0.00	0.00	
		100.00	0.00	0.00	0.00	0.00	100.00	100.00	100.00	100.00	0.00	
		2,920.00	0.00	0.00	0.00	0.00	2,920.00	2,920.00	2,920.00	2,920.00	0.00	
		150.00	300.00	0.00	0.00	0.00	450.00	450.00	450.00	450.00	0.00	
		600.00	0.00	0.00	0.00	0.00	600.00	600.00	600.00	600.00	0.00	
		0.00	0.00	0.00	0.00	0.00	0.00	0.00	0.00	0.00	0.00	
		0.00	0.00	0.00	0.00	0.00	0.00	0.00	0.00	0.00	0.00	
		19,570.00	2,400.00	(600.00)	0.00	0.00	21,370.00	21,370.00	21,370.00	21,370.00	0.00	

Reconciling items

4041002000 4041004000 4041005000 4041007000 4041028000 4041041000

PELS items	PELS post date	AASIS Doc #	applications	certificate	exams	renewals	Temp	Reinstate	Totals
August posted in	8/29/2019		1550				150		1700
September	8/31/2019		550				150		700
									0
									0
									0
									0
									0
									0
									0
									0
									0
									0
									0
									0
									0
									0
									0
									0
									0
PELS receipts posted in Subsequent			2100	0	0	0	300	0	2400
July posted in	7/31/2019	14647506	600						600
August									0
									0
									0
									0
									0
									0
									0
									0
									0
									0
									0
PELS receipts posted from prior			600	0	0	0	0	0	600

**Board of Licensure for Prof Engineers and Prof Surveyors (0236)
FY20 Revenue Reconciliation for the Month ending September 2019**

AASIS Revenue

	<u>Amounts</u>
Application Fees (4041002000)	\$ 14,425.00
Certificate Fees (4041004000)	\$ -
Testing Fees (4041005000)	\$ 400.00
Renewal Fees (4041007000)	\$ 5,600.00
Other Fees (4041028000)	\$ 600.00
Fines and Penalties (4042001000)	\$ -
Reinstatement Fees (4041041000)	\$ 900.00
AASIS Total:	\$ 21,925.00

Adjustments

PELS current month receipts posted in AASIS in subsequent (+)	3,525.00
PELS prior month receipts posted in AASIS in current (-)	(2,400.00)
AASIS current month receipts reversed in subsequent	0.00
AASIS prior month receipts reversed in current	0.00
AASIS Balance Forward:	\$ 23,050.00

PELS receipts

Application Fees (4041002000)	\$ 13,750.00
Certificate Fees (4041004000)	\$ -
Testing Fees (4041005000)	\$ 400.00
Renewal Fees (4041007000)	\$ 7,700.00
Other Fees (4041028000)	\$ 300.00
Fines and Penalties (4042001000)	\$ -
Reinstatement Fees (4041041000)	\$ 900.00
Misc Revenue (4047099000)	\$ -
PELS Balance Forward:	23,050.00

Overage/Shortage (AASIS Balance Forward / PELS Balance Forward): \$ -

Explanation for discrepancy:



Attachment: Financial Comparison AASIS to PELS:

September 2019

The information on this schedule accurately reflects the cash receipts that have been received and deposited by this agency during the stated month. The total receipts and total deposits have been reconciled to AASIS.

All figures noted on this report have been verified by reviewing the deposit register and trial balance for the stated month. Any discrepancies have been investigated and resolved.

All receipt numbers and licenses issued have been accounted for. Any discrepancies have been investigated and resolved.

 Fiscal Support Analyst	10/7/2019 Date
 Executive Director	10/7/2019 Date

FINANCIAL COMPARISON AASIS TO PELS

September 2019		AASIS					PELS			Reconciliation		
AASIS Code	GL Acct	totals	Current month receipts posted in subsequent	prior month receipts posted in current	Current month receipts reversed in subsequent	Prior month receipts reversed in current	AASIS Balance Forward	PELS Deposit Summary	PELS Balance Forward	AASIS Balance Forward	PELS Balance Forward	Overage /Shortage
255	4041002000	14,425.00	1,425.00	(2,100.00)	0.00	0.00	13,750.00	13,750.00	13,750.00	13,750.00	13,750.00	0.00
257	4041004000	0.00	0.00	0.00	0.00	0.00	0.00	0.00	0.00	0.00	0.00	0.00
258	4041005000	400.00	0.00	0.00	0.00	0.00	400.00	400.00	400.00	400.00	400.00	0.00
260	4041007000	5,600.00	2,100.00	0.00	0.00	0.00	7,700.00	7,700.00	7,700.00	7,700.00	7,700.00	0.00
281	4041028000	600.00	0.00	(300.00)	0.00	0.00	300.00	300.00	300.00	300.00	300.00	0.00
539	4041041000	900.00	0.00	0.00	0.00	0.00	900.00	900.00	900.00	900.00	900.00	0.00
284	4042001000	0.00	0.00	0.00	0.00	0.00	0.00	0.00	0.00	0.00	0.00	0.00
586	4047099000	0.00	0.00	0.00	0.00	0.00	0.00	0.00	0.00	0.00	0.00	0.00
		21,925.00	3,525.00	(2,400.00)	0.00	0.00	23,050.00	23,050.00	23,050.00	23,050.00	23,050.00	0.00

Reconciling items

4041002000 4041004000 4041005000 4041007000 4041028000 4041041000

PELS items	PELS post date	AASIS Doc #	applications	certificate	exams	renewals	Temp	Reinstate	Totals
September posted in	9/30/2019	52222828	200				280		480
October	9/26/2019	14656330	250				560		810
	9/27/2019	14656336	525				420		945
	9/30/2109	14656422	450				840		1290
									0
									0
									0
									0
									0
									0
									0
									0
PELS receipts posted in Subsequent			1425	0	0	2100	0	0	3525
August posted in	8/29/2019		1550				150		1700
September	8/31/2019		550				150		700
									0
									0
									0
									0
									0
									0
									0
PELS receipts posted from prior			2100	0	0	0	300 #	0	2400

5010001000 Regular Salaries Staff

August-September FY20

FOR period start date	For-period end date	Personnel Number	Name of Employee or Applicant	Wage Type Long Text	Amount	Posting document
7/14/2019	7/27/2019	84350	GRANT GRIGG	1252 Sick pay	115.80	9233741
		84350	GRANT GRIGG	1252 Sick pay	14.48	9233741
		84350	GRANT GRIGG	1252 Sick pay	57.90	9233741
		84350	GRANT GRIGG	1251 Vacation pay	14.48	9233741
		84350	GRANT GRIGG	1200 Regular working time	2,113.40	9233741
		84350	GRANT GRIGG	/845 Total paid non-work	0.00	9233741
			GRANT GRIGG		2,316.06	
		1185	HEATHER N RICHARDSON	/845 Total paid non-work	0.00	9233741
		1185	HEATHER N RICHARDSON	1200 Regular working time	2,726.30	9233741
		1185	HEATHER N RICHARDSON	1251 Vacation pay	71.74	9233741
		1185	HEATHER N RICHARDSON	1251 Vacation pay	71.74	9233741
			HEATHER N RICHARDSON		2,869.78	
		7804	KEISHA L WRIGHT	/845 Total paid non-work	0.00	9233741
		7804	KEISHA L WRIGHT	1200 Regular working time	829.81	9233741
		7804	KEISHA L WRIGHT	1251 Vacation pay	131.45	9233741
		7804	KEISHA L WRIGHT	1252 Sick pay	49.30	9233741
		7804	KEISHA L WRIGHT	1252 Sick pay	41.08	9233741
		7804	KEISHA L WRIGHT	1252 Sick pay	262.91	9233741
			KEISHA L WRIGHT		1,314.55	
		28444	LINDA S STONE	/845 Total paid non-work	0.00	9233741
		28444	LINDA S STONE	1114 Career Svc.Recogniti	1,200.00	9233741
		28444	LINDA S STONE	1200 Regular working time	1,495.51	9233741
		28444	LINDA S STONE	1251 Vacation pay	85.76	9233741
		28444	LINDA S STONE	1252 Sick pay	21.44	9233741
		28444	LINDA S STONE	1252 Sick pay	112.57	9233741
			LINDA S STONE		2,915.28	
		19356	MARILYN F SMITH	1252 Sick pay	7.67	9233741
		19356	MARILYN F SMITH	1252 Sick pay	23.00	9233741
		19356	MARILYN F SMITH	1200 Regular working time	1,196.10	9233741
		19356	MARILYN F SMITH	/845 Total paid non-work	0.00	9233741
			MARILYN F SMITH		1,226.77	
		28472	VIRGINIA S DAVIS	1252 Sick pay	37.00	9233741
		28472	VIRGINIA S DAVIS	1252 Sick pay	16.44	9233741
		28472	VIRGINIA S DAVIS	1252 Sick pay	45.22	9233741
		28472	VIRGINIA S DAVIS	1200 Regular working time	1,216.75	9233741
		28472	VIRGINIA S DAVIS	/845 Total paid non-work	0.00	9233741
			VIRGINIA S DAVIS		1,315.41	
					11,957.85	
FOR period start date	For-period end date	Personnel Number	Name of Employee or Applicant	Wage Type Long Text	Amount	Posting document
7/28/2019	8/10/2019	84350	GRANT GRIGG	1252 Sick pay	14.48	9254001
		84350	GRANT GRIGG	1251 Vacation pay	231.61	9254001
		84350	GRANT GRIGG	1200 Regular working time	2,069.98	9254001
		84350	GRANT GRIGG	1114 Career Svc.Recogniti	1,200.00	9254001
		84350	GRANT GRIGG	/845 Total paid non-work	0.00	9254001
			GRANT GRIGG		3,516.07	
		1185	HEATHER N RICHARDSON	1252 Sick pay	71.74	9254001
		1185	HEATHER N RICHARDSON	1252 Sick pay	53.81	9254001
		1185	HEATHER N RICHARDSON	1251 Vacation pay	35.87	9254001
		1185	HEATHER N RICHARDSON	1251 Vacation pay	44.84	9254001
		1185	HEATHER N RICHARDSON	1251 Vacation pay	53.81	9254001
		1185	HEATHER N RICHARDSON	1200 Regular working time	2,609.72	9254001
		1185	HEATHER N RICHARDSON	/845 Total paid non-work	0.00	9254001
			HEATHER N RICHARDSON		2,869.79	
		7804	KEISHA L WRIGHT	1252 Sick pay	16.43	9254001
		7804	KEISHA L WRIGHT	1251 Vacation pay	32.86	9254001
		7804	KEISHA L WRIGHT	1200 Regular working time	1,265.25	9254001
		7804	KEISHA L WRIGHT	/845 Total paid non-work	0.00	9254001
			KEISHA L WRIGHT		1,314.54	
		28444	LINDA S STONE	1252 Sick pay	75.04	9254001

		28444	LINDA S STONE	1252 Sick pay	48.24	9254001
		28444	LINDA S STONE	1251 Vacation pay	10.72	9254001
		28444	LINDA S STONE	1200 Regular working time	1,581.27	9254001
		28444	LINDA S STONE	/845 Total paid non-work	0.00	9254001
			LINDA S STONE		1,715.27	
		19356	MARILYN F SMITH	/845 Total paid non-work	0.00	9254001
		19356	MARILYN F SMITH	1200 Regular working time	1,127.09	9254001
		19356	MARILYN F SMITH	1252 Sick pay	23.00	9254001
		19356	MARILYN F SMITH	1252 Sick pay	46.00	9254001
		19356	MARILYN F SMITH	1252 Sick pay	30.67	9254001
			MARILYN F SMITH		1,226.76	
		28472	VIRGINIA S DAVIS	1252 Sick pay	8.22	9254001
		28472	VIRGINIA S DAVIS	1200 Regular working time	1,307.18	9254001
		28472	VIRGINIA S DAVIS	/845 Total paid non-work	0.00	9254001
			VIRGINIA S DAVIS		1,315.40	
					11,957.83	
FOR period start date	For-period end date	Personnel Number	Name of Employee or Applicant	Wage Type Long Text	Amount	Posting document
8/11/2019	8/24/2019	84350	GRANT GRIGG	/845 Total paid non-work	0.00	9274297
		84350	GRANT GRIGG	1200 Regular working time	2,214.73	9274297
		84350	GRANT GRIGG	1252 Sick pay	101.33	9274297
			GRANT GRIGG		2,316.06	
		1185	HEATHER N RICHARDSON	/845 Total paid non-work	0.00	9274297
		1185	HEATHER N RICHARDSON	1200 Regular working time	2,582.81	9274297
		1185	HEATHER N RICHARDSON	1251 Vacation pay	143.49	9274297
		1185	HEATHER N RICHARDSON	1252 Sick pay	143.49	9274297
			HEATHER N RICHARDSON		2,869.79	
		7804	KEISHA L WRIGHT	1252 Sick pay	131.45	9274297
		7804	KEISHA L WRIGHT	1200 Regular working time	1,183.09	9274297
		7804	KEISHA L WRIGHT	/845 Total paid non-work	0.00	9274297
			KEISHA L WRIGHT		1,314.54	
		28444	LINDA S STONE	/845 Total paid non-work	0.00	9274297
		28444	LINDA S STONE	1200 Regular working time	1,683.12	9274297
		28444	LINDA S STONE	1251 Vacation pay	21.44	9274297
		28444	LINDA S STONE	1252 Sick pay	10.72	9274297
			LINDA S STONE		1,715.28	
		19356	MARILYN F SMITH	/845 Total paid non-work	0.00	9274297
		19356	MARILYN F SMITH	1200 Regular working time	613.38	9274297
		19356	MARILYN F SMITH	1251 Vacation pay	122.68	9274297
		19356	MARILYN F SMITH	1251 Vacation pay	88.17	9274297
		19356	MARILYN F SMITH	1251 Vacation pay	92.01	9274297
		19356	MARILYN F SMITH	1251 Vacation pay	92.01	9274297
		19356	MARILYN F SMITH	1251 Vacation pay	92.01	9274297
		19356	MARILYN F SMITH	1252 Sick pay	34.50	9274297
		19356	MARILYN F SMITH	1257 Unpaid leave	0.00	9274297
		19356	MARILYN F SMITH	1257 Unpaid leave	0.00	9274297
		19356	MARILYN F SMITH	1257 Unpaid leave	0.00	9274297
			MARILYN F SMITH		1,134.76	
		28472	VIRGINIA S DAVIS	1252 Sick pay	12.33	9274297
		28472	VIRGINIA S DAVIS	1252 Sick pay	16.44	9274297
		28472	VIRGINIA S DAVIS	1200 Regular working time	1,286.63	9274297
		28472	VIRGINIA S DAVIS	/845 Total paid non-work	0.00	9274297
			VIRGINIA S DAVIS		1,315.40	
					10,665.83	
FOR period start date	For-period end date	Personnel Number	Name of Employee or Applicant	Wage Type Long Text	Amount	Posting document
8/25/2019	9/7/2019	84350	GRANT GRIGG	1252 Sick pay	43.43	9294665
		84350	GRANT GRIGG	1252 Sick pay	72.38	9294665
		84350	GRANT GRIGG	1211 Holiday premium	231.61	9294665
		84350	GRANT GRIGG	1200 Regular working time	1,968.65	9294665
		84350	GRANT GRIGG	/845 Total paid non-work	0.00	9294665
			GRANT GRIGG		2,316.07	
		1185	HEATHER N RICHARDSON	1200 Regular working time	2,582.81	9294665
		1185	HEATHER N RICHARDSON	1211 Holiday premium	286.98	9294665

			HEATHER N RICHARDSON		2,869.79	
		7804	KEISHA L WRIGHT	1251 Vacation pay	49.30	9294665
		7804	KEISHA L WRIGHT	1251 Vacation pay	131.45	9294665
		7804	KEISHA L WRIGHT	1250 Holiday pay	131.45	9294665
		7804	KEISHA L WRIGHT	1200 Regular working time	1,002.34	9294665
		7804	KEISHA L WRIGHT	/845 Total paid non-work	0.00	9294665
			KEISHA L WRIGHT		1,314.54	
		28444	LINDA S STONE	1200 Regular working time	1,543.75	9294665
		28444	LINDA S STONE	1211 Holiday premium	171.53	9294665
			LINDA S STONE		1,715.28	
		19356	MARILYN F SMITH	/845 Total paid non-work	0.00	9294665
		19356	MARILYN F SMITH	1265 Birth Day	122.68	9294665
		19356	MARILYN F SMITH	1257 Unpaid leave	0.00	9294665
		19356	MARILYN F SMITH	1257 Unpaid leave	0.00	9294665
		19356	MARILYN F SMITH	1257 Unpaid leave	0.00	9294665
		19356	MARILYN F SMITH	1257 Unpaid leave	0.00	9294665
		19356	MARILYN F SMITH	1257 Unpaid leave	0.00	9294665
		19356	MARILYN F SMITH	1257 Unpaid leave	0.00	9294665
		19356	MARILYN F SMITH	1257 Unpaid leave	0.00	9294665
		19356	MARILYN F SMITH	1257 Unpaid leave	0.00	9294665
		19356	MARILYN F SMITH	1252 Sick pay	122.68	9294665
		19356	MARILYN F SMITH	1251 Vacation pay	92.01	9294665
		19356	MARILYN F SMITH	1251 Vacation pay	92.01	9294665
		19356	MARILYN F SMITH	1251 Vacation pay	92.01	9294665
		19356	MARILYN F SMITH	1251 Vacation pay	92.01	9294665
		19356	MARILYN F SMITH	1251 Vacation pay	92.01	9294665
		19356	MARILYN F SMITH	1251 Vacation pay	92.01	9294665
		19356	MARILYN F SMITH	1251 Vacation pay	92.01	9294665
		19356	MARILYN F SMITH	1251 Vacation pay	92.01	9294665
		19356	MARILYN F SMITH	1250 Holiday pay	122.68	9294665
			MARILYN F SMITH		1,012.11	
		28472	VIRGINIA S DAVIS	/845 Total paid non-work	0.00	9294665
		28472	VIRGINIA S DAVIS	1200 Regular working time	1,150.98	9294665
		28472	VIRGINIA S DAVIS	1250 Holiday pay	131.54	9294665
		28472	VIRGINIA S DAVIS	1252 Sick pay	32.89	9294665
			VIRGINIA S DAVIS		1,315.41	
					10,543.20	
FOR period start date	For-period end date	Personnel Number	Name of Employee or Applicant	Wage Type Long Text	Amount	Posting document
9/8/2019	9/21/2019	84350	GRANT GRIGG	1252 Sick pay	231.61	9314893
		84350	GRANT GRIGG	1252 Sick pay	231.61	9314893
		84350	GRANT GRIGG	1251 Vacation pay	231.61	9314893
		84350	GRANT GRIGG	1251 Vacation pay	231.61	9314893
		84350	GRANT GRIGG	1200 Regular working time	1,389.63	9314893
		84350	GRANT GRIGG	/845 Total paid non-work	0.00	9314893
			GRANT GRIGG		2,316.07	
		1185	HEATHER N RICHARDSON	/845 Total paid non-work	0.00	9314893
		1185	HEATHER N RICHARDSON	1200 Regular working time	2,546.94	9314893
		1185	HEATHER N RICHARDSON	1251 Vacation pay	35.87	9314893
		1185	HEATHER N RICHARDSON	1251 Vacation pay	286.98	9314893
			HEATHER N RICHARDSON		2,869.79	
		7804	KEISHA L WRIGHT	1252 Sick pay	32.86	9314893
		7804	KEISHA L WRIGHT	1200 Regular working time	1,281.68	9314893
		7804	KEISHA L WRIGHT	/845 Total paid non-work	0.00	9314893
			KEISHA L WRIGHT		1,314.54	
		28444	LINDA S STONE	/845 Total paid non-work	0.00	9314893
		28444	LINDA S STONE	1200 Regular working time	1,640.24	9314893
		28444	LINDA S STONE	1251 Vacation pay	42.88	9314893
		28444	LINDA S STONE	1252 Sick pay	10.72	9314893
		28444	LINDA S STONE	1252 Sick pay	21.44	9314893
			LINDA S STONE		1,715.28	
		19356	MARILYN F SMITH	/845 Total paid non-work	0.00	9314893
		19356	MARILYN F SMITH	1200 Regular working time	245.35	9314893
		19356	MARILYN F SMITH	1251 Vacation pay	92.01	9314893
		19356	MARILYN F SMITH	1251 Vacation pay	92.01	9314893
		19356	MARILYN F SMITH	1251 Vacation pay	92.01	9314893
		19356	MARILYN F SMITH	1251 Vacation pay	92.01	9314893

19356	MARILYN F SMITH	1251 Vacation pay	92.01	9314893
19356	MARILYN F SMITH	1251 Vacation pay	76.67	9314893
19356	MARILYN F SMITH	1251 Vacation pay	76.67	9314893
19356	MARILYN F SMITH	1251 Vacation pay	76.67	9314893
19356	MARILYN F SMITH	1257 Unpaid leave	0.00	9314893
19356	MARILYN F SMITH	1257 Unpaid leave	0.00	9314893
19356	MARILYN F SMITH	1257 Unpaid leave	0.00	9314893
19356	MARILYN F SMITH	1257 Unpaid leave	0.00	9314893
19356	MARILYN F SMITH	1257 Unpaid leave	0.00	9314893
19356	MARILYN F SMITH	1257 Unpaid leave	0.00	9314893
19356	MARILYN F SMITH	1257 Unpaid leave	0.00	9314893
19356	MARILYN F SMITH	1257 Unpaid leave	0.00	9314893

		MARILYN F SMITH	935.41	
28472	VIRGINIA S DAVIS	/845 Total paid non-work	0.00	9314893
28472	VIRGINIA S DAVIS	1200 Regular working time	1,220.86	9314893
28472	VIRGINIA S DAVIS	1252 Sick pay	45.22	9314893
28472	VIRGINIA S DAVIS	1252 Sick pay	49.33	9314893
		VIRGINIA S DAVIS	1,315.41	
			10,466.50	

5010001900 Stipends Board Members

FOR period start date	For-period end date	Personnel Number	Name of Employee or Applicant	Wage Type Long Text	Amount	Posting document
7/28/2019	8/10/2019	52612	HAROLD J ENGSTROM	1163 60.00 Stipend Board/	60.00	9254001
			HAROLD J ENGSTROM		60.00	
		52614	IVAN HOFFMAN Jr	1163 60.00 Stipend Board/	60.00	9254001
			IVAN HOFFMAN Jr		60.00	
		111903	Mr. BRIAN J. MOORE	1163 60.00 Stipend Board/	60.00	9254001
			Mr. BRIAN J. MOORE		60.00	
		106621	Mr. DAVID B. BEASLEY	1163 60.00 Stipend Board/	60.00	9254001
			Mr. DAVID B. BEASLEY		60.00	
		122804	Mr. J. KYLE SALYER	1163 60.00 Stipend Board/	60.00	9254001
			Mr. J. KYLE SALYER		60.00	
		112945	Mr. THOMAS R. SCOTT	1163 60.00 Stipend Board/	60.00	9254001
			Mr. THOMAS R. SCOTT		60.00	
					360.00	

FOR period start date	For-period end date	Personnel Number	Name of Employee or Applicant	Wage Type Long Text	Amount	Posting document
9/8/2019	9/21/2019	80783	DONALD M PERRY	1163 60.00 Stipend Board/	60.00	9314893
			DONALD M PERRY		60.00	
		52612	HAROLD J ENGSTROM	1163 60.00 Stipend Board/	60.00	9314893
			HAROLD J ENGSTROM		60.00	
		52614	IVAN HOFFMAN Jr	1163 60.00 Stipend Board/	60.00	9314893
			IVAN HOFFMAN Jr		60.00	
		111903	Mr. BRIAN J. MOORE	1163 60.00 Stipend Board/	60.00	9314893
			Mr. BRIAN J. MOORE		60.00	
		106621	Mr. DAVID B. BEASLEY	1163 60.00 Stipend Board/	60.00	9314893
			Mr. DAVID B. BEASLEY		60.00	
		122804	Mr. J. KYLE SALYER	1163 60.00 Stipend Board/	60.00	9314893
			Mr. J. KYLE SALYER		60.00	
					360.00	

FY20 Period 0-3 July -September	Debit	Credit	Balance
1000236001 CJ ELS 0236 # 001	19,960.00	-19,960.00	0
1010103000 Petty Cash	200	-200	0
** Cash On Hand	20,160.00	-20,160.00	0
1100001000 Treasury	1,116,319.41	-138,630.31	977,689.10
1100001001 Treasury Outgoing	44,043.85	-45,351.49	-1,307.64
1100001003 Treasury EFT Out	741.82	-741.82	0
1100001005 Treasury Tnsfrs Out	96,099.97	-96,099.97	0
1100001006 Treasury Tnsfrs In	4,438.02	-4,438.02	0
* Cash Available to Spend	1,261,643.07	-285,261.61	976,381.46
1100001002 Treasury Incoming	23,939.41	-23,939.41	0
1100001004 Treasury EFT In	5,677,970.01	-5,675,830.01	2,140.00
* Deposits in Transit	5,701,909.42	-5,699,769.42	2,140.00
** Cash in State Treasury	6,963,552.49	-5,985,031.03	978,521.46
1100002000 Non-AASIS House Bank	8,933.00	-8,933.00	0
** Cash in Bank	8,933.00	-8,933.00	0
1120001000 Invest CD	313,769.61	-122,674.66	191,094.95
** Investments	313,769.61	-122,674.66	191,094.95
1140003100 Int Agy Due to/from	2,635.00	-2,635.00	0
1140003300 Payroll Fund DT/DF	95,760.77	-95,760.77	0
** Interfund Receivable	98,395.77	-98,395.77	0
1160001000 Accrued Interest	2,735.89	-2,735.89	0
** Accrued Income	2,735.89	-2,735.89	0
1190002000 PP Exp - Accrual Eng	2,530.00	-2,530.00	0
1190002500 PP Exp - YE Accruals	13,287.25	-13,287.25	0
** Pre-Paid Expenses	15,817.25	-15,817.25	0
190110000 Land Improve (Mod)	69,366.19	0	69,366.19
190130000 Buildings (Modified)	1,118,138.67	0	1,118,138.67
190150000 Equipment (Modified)	27,733.97	-26,295.12	1,438.85
190160000 Low Val Assets (Mod)	58,974.78	0	58,974.78
199110000 AUC (Modified)	46,525.72	-46,525.72	0
** Modified Accrual Fixed Assets	1,320,739.33	-72,820.84	1,247,918.49
1991320000 Land Improv FullCAFR	69,366.19	0	69,366.19
1991321000 Land Improv(FContra)	0	-69,366.19	-69,366.19
1991340000 Buildings Full CAFR	1,118,138.67	0	1,118,138.67
1991341000 Buildings (F Contra)	0	-1,118,138.67	-1,118,138.67
1991360000 Equipment Full CAFR	37,928.00	-36,489.15	1,438.85
1991361000 Equip. F Contra CAFR	10,194.03	-37,928.00	-27,733.97
1991370000 Low Val Asset (Full)	58,974.78	0	58,974.78
1991371000 LVA (Full Contra)	0	-95,863.34	-95,863.34
1992100000 AC Dep Lnd Imp(Full)	0	-26,635.07	-26,635.07
1992300000 AC Dep Bldg(Full)	0	-263,232.39	-263,232.39
1992500000 AC Dep Equipmnt(Full)	29,700.58	-31,139.43	-1,438.85
1992600000 AC Dep LV Asset(Full)	0.32	-58,975.10	-58,974.78
** Full Accrual Fixed Assets	1,324,302.57	-1,737,767.34	-413,464.77
2110001000 Vendor AP	18,437.28	-18,437.28	0
2110001100 Vendor Accrued Liab	2,340.18	-2,340.18	0
2110001102 Local Govt AP	304.43	-304.43	0
2110002000 Employee AP	810.87	-810.87	0
2111001000 GRIR Clearing	1,297,826.35	-1,297,826.35	0
** Accounts Payable	1,319,719.11	-1,319,719.11	0
2110003000 Due To Other Funds	15,436.87	-15,436.87	0
2110004100 Inter Agency Due To	3,100.72	-3,100.72	0
** Interfund Due-To	18,537.59	-18,537.59	0
2112004000 Due to Other Gov.	141.73	-141.73	0

** Due to Other Governments	141.73	-141.73	0
2115006000 Acc Salary & Ben YE	12,934.07	-12,934.07	0
** Payroll Liability	12,934.07	-12,934.07	0
2120002300 UseSaleTax AP Offset	0	-3.73	-3.73
2120003091 02 Use Tax Payable	92.8	0	92.8
2120003099 Use Tax Payable Accr	28.58	-127.75	-99.17
** Due to Revenue	121.38	-131.48	-10.1
2130001100 Unearned Income	476,765.00	-476,765.00	0
** Unearned Revenues	476,765.00	-476,765.00	0
2115007000 Comp Ab Current	4,237.07	-4,237.07	0
2230002000 NC Accr Comp Absence	21,725.42	-21,725.42	0
** Accrued Leave	25,962.49	-25,962.49	0
3000000000 Fund Equity Clearing	952,970.11	-984,449.42	-31,479.31
3000002000 Fund Balance	44.44	-325,169.00	-325,124.56
3000004000 Net Asset Restricted	13,328.56	0	13,328.56
3900000000 Batch Input-Asset Ld	27,887.50	-10,194.03	17,693.47
3902100000 Inv GFA Lnd Imp (Mod	0	-69,366.19	-69,366.19
3902300000 Inv GFA Bldg (Mod)	0	-1,118,138.67	-1,118,138.67
3902500000 Inv GFA Equip (Mod)	26,295.12	-27,733.97	-1,438.85
3902600000 Inv GFA LVA(Modified	0	-58,974.78	-58,974.78
** Fund Balance	1,020,525.73	-2,594,026.06	-1,573,500.33
4041002000 APPLICATION FEES	0	-42,775.00	-42,775.00
4041005000 TESTING FEES	0	-900	-900
4041007000 RENEWAL FEE	0	-13,625.00	-13,625.00
4041028000 OTHER FEES	0	-1,050.00	-1,050.00
4041041000 REINSTATEMENT	0	-1,700.00	-1,700.00
** OR - Fees	0	-60,050.00	-60,050.00
4043002100 NBR LICENSE & PERMIT	2,635.00	-476,765.00	-474,130.00
** OR - Licenses and Permits	2,635.00	-476,765.00	-474,130.00
4049003000 INTEREST DISTRIB	0	-6,658.66	-6,658.66
4049003100 NBR Invest Earnings	359.89	0	359.89
4049007000 INTEREST CERT. DEP.	0	-485.85	-485.85
** OR - Investment Revenue	359.89	-7,144.51	-6,784.62
5010001000 00 Regular Salaries	76,865.75	0	76,865.75
5010001100 NBR - Personal Svs.	0	-10,516.70	-10,516.70
5010001600 NBR - Emp Benefits	0	-2,470.09	-2,470.09
5010001900 Stipends	1,140.00	0	1,140.00
5010005000 03 FICA & Medic Exp	5,359.67	0	5,359.67
5010006000 03 Ben Ins Exp HAL	5,040.00	0	5,040.00
5010006500 Agency Cost of ARCAP	619.52	0	619.52
5010007000 03 Retirement Exp	11,775.83	0	11,775.83
5010008000 03 Unemploy Comp Exp	2,520.00	0	2,520.00
5010091000 NBR-Comp Ab. Expense	0	-25,962.49	-25,962.49
** Salary Expense	103,320.77	-38,949.28	64,371.49
5020002000 Telecomm Wired	328.28	0	328.28
5020003500 02 Connectivity	444.3	0	444.3
5020004000 Network Services Exp	91.4	0	91.4
5020004200 Internet Serv-Tech	4,649.13	0	4,649.13
5020004300 02 Server &Email Svc	250.32	0	250.32
5020005000 Freight	48.02	0	48.02
5020006000 NBR Com & Trans Com	9,683.44	-3,048.00	6,635.44
** Communication & Transp. of Commoditi	15,494.89	-3,048.00	12,446.89
5030001000 Printing	150.45	0	150.45
5030004100 NBR Printing & Adv.	0	-40.13	-40.13
** Printing & Advertising	150.45	-40.13	110.32
5030005000 02-Bldg & Grds Maint	2,531.11	0	2,531.11

5030005100	Pest Control CI 02	143.88	0	143.88
5030008000	Office Equip Maint	209.28	0	209.28
5030021000	NBR - Repair & Serv.	0	-446.9	-446.9
**	Repairing & Servicing	2,884.27	-446.9	2,437.37
5040001000	Electricity	731.82	0	731.82
5040003000	Water & Sewage	304.43	0	304.43
5040003100	02 Water	91.42	0	91.42
5040007000	Rent of Office Equip	3,829.88	-2,792.28	1,037.60
5040008500	02 Rent-Data Proc Eq	190	0	190
5040011000	Other Rent & Leases	10.9	0	10.9
5040012000	NBR -Utilities & Ren	0	-502.13	-502.13
**	Utilities & Rent	5,158.45	-3,294.41	1,864.04
5050004100	09 - Meals	69.87	0	69.87
5050004200	09 - Lodging	720.75	0	720.75
5050010000	09 Ground Transport	20.25	0	20.25
5050018000	09 Conf Seminar Fees	450	0	450
5050020100	02Bd Mmbr Trav Meals	425.28	0	425.28
5050020200	02Bd Mmbr Trav Lodg	2,366.30	0	2,366.30
5050020300	02Bd Mmbr Trav Other	992.64	0	992.64
5050020400	02BdMbr Trvl Mileage	2,596.52	0	2,596.52
5050024000	NBR Travel/Sub CI 09	327.1	-450	-122.9
**	Travel & Subsistence	7,968.71	-450	7,518.71
5080015000	02 MiscTech SrvNonIT	175	0	175
**	Professional Services & Fees	175	0	175
5070001000	Surety Perform Bonds	28.02	0	28.02
5070003000	Bld Contents Ins	1,356.82	0	1,356.82
5070007000	Other Insurance	156.9	0	156.9
**	Insurance & Bonds	1,541.74	0	1,541.74
5080001000	M&R Service Fees	48.4	0	48.4
5080002200	EFT PROCESSING FEES	2,181.65	0	2,181.65
5080009000	Janitorial Service	1,474.80	0	1,474.80
5080014100	Recycling Services	61.26	0	61.26
5080029000	NBR - Other Exp, Svs	3,276.71	-982.75	2,293.96
**	Other Expenses & Services	7,042.82	-982.75	6,060.07
5090006000	Office Supplies	553.75	-41.41	512.34
5090011100	02 Audio Vis Eq/Sup	163.5	0	163.5
5090018000	Subscriptions Pubs	0	0	0
5090019000	Food Purchases	488.88	0	488.88
5090022000	02-Kit,Jan,House Sup	175.88	0	175.88
5090027000	Software/Licenses	361.32	0	361.32
5900004000	LVA Exp (Modified)	367.34	0	367.34
5901070000	LVA Exp Full	367.34	0	367.34
**	Commodities, Materials & Supplies	2,478.01	-41.41	2,436.60
5110002000	02 Other Refunds	1,010.00	0	1,010.00
5110015000	NBR Ref Taxes Claims	0	-60	-60
**	Refunds, Taxes & Claims	1,010.00	-60	950
5901020000	Depr Expense (Full)	10,500.19	0	10,500.19
**	Depreciation/Amortization	10,500.19	0	10,500.19
6060003100	INTER XFER IN REBATE	0	0	0
6060007200	M & R Transfers In	0	-7.5	-7.5
**	Transfers In/Out	0	-7.5	-7.5
***	BALANCE	13,103,833.20	-13,103,833.20	0

STATUS OF COMPLAINTS

As of October 16, 2019

Meeting Date: November 12, 2019

Agenda Item: 5a

Case 2019-01 In the Matter of Benson v Scheiderer Complaint received on January 31, 2019
Complaint alleging negligence in the practice of engineering, inquiry letter sent on February 1, 2019.
Answer received February 19, 2019

Case 2019-02 In the Matter of Benson v Anderson Complaint received on January 31, 2019
Complaint alleging negligence in the practice of engineering, inquiry letter sent on February 1, 2019.
Answer received February 19, 2019

Case 2019-03 In the Matter of Crawford v Blees received on February 21, 2019. Complaint alleging negligence in the practice of Surveying, inquiry letter sent on February 21, 2019. **Answer received March 4, 2019**

Case 2019-05 In the Matter of Herndon v Hoelzeman Complaint received on May 14, 2019
Complaint alleging negligence in the practice of engineering, inquiry letter sent on May 14, 2019.
Answer received May 22, 2019

Case 2019-8 in the Matter of Lowre v Beadle. Complaint received on August 28, 2019. Complaint alleges negligence in the practice of surveying, inquiry letter sent on August 28, 2019. **Answer received September 20, 2019.**

Case 2019-09 In the Matter of Oakhill v Baltimore. Complaint received on September 6, 2019.
Complaint alleges negligence in the practice of surveying, inquiry letter sent on August 28, 2019.
Answer received October 1, 2019.

Case 2019-10 In the Matter of Griffin v Collins. Complaint alleges negligence in the practice of surveying, inquiry letter sent on September 30, 2019. **Waiting on Answer.**

Case 2019-11 In the Matter of Richardson v Snodgrass. Complaint alleges the practice of Engineering without a license. Inquiry letter sent October 7, 2019, Answer **received on October 14, 2019**

Arkansas State Board of Licensure
For
Professional Engineers And Professional Surveyors
623 Woodlane Drive, Little Rock, Arkansas
Agenda for November 12, 2019 Board meeting

1. 10:00 a.m. Call to order President Williams

2. Consent Agenda
 - a. Approve Minutes of September 11, 2019 meeting.
 - b. Conditionally licensed registrants
 - i. PE Comity and Temporary Permits (with Model Law Engineer qualifications)
 - ii. EI's & SI's
 - iii. COA's
 - c. Director recommendations

3. Administrative Items
 - a. Financial Report for September 2019
 - b. President appoints members to Survey Exam Committee
 - c. Board Rules Update
 - d. Transformation-Labor and Licensing Update
 - e. Establishing passing/acceptable score for October 2019 Arkansas State Specific Surveying Examination
 - f. NTSB Request

4. Applicants/discuss applications lists
 - a. Applications recommended for discussion by the Executive Director and items removed from sections 2.b. and 2.c. of the consent agenda

5. Complaint Committee Report Grant Grigg
 - a. Complaint Status Report
 - b. Case Management Statistics
 - c. Complaint Committee Consent Agenda
 - d. CPC Audit information

6. Board Topics Marlon Vogt, P.E.
Tom Scott
 - a. NCEES Address the Board
 - b. ABET Visit Report
 - c. Next scheduled Board Meeting January 14, 2020 at 10:00 am

Lunch will be served at approximately 12:00p.m.