

Arkansas State Board of Licensure
for Professional Engineers and Professional Surveyors
Minutes – November 10, 2020

A meeting of The Board was convened via ZOOM at 10:10 a.m. in the offices of the Board (623 Woodlane Dr., Little Rock, Arkansas) by President Jim Engstrom. Members attending were Brian Moore, Tom Scott, David Beasley, Donald Perry, Rod Williams, Lorie Tudor, and Ivan Hoffman (absent- Kyle Salyer). Others attending; Director Heather Richardson, Asst. Director Linda Stone, Chief Investigator Grant Grigg, Governor's Office Liaison Chris Fletcher, Attorney General's Office Agency Counsel Sara Farris.

Board Member appointments-Rod Williams and David Beasley have been reappointed. Scott Bennett retired and Lorie Tudor was appointed for the remainder of his term.

The Consent Agenda was reviewed with motion made as follows:

- a. Approve – Meeting minutes of September 15, 2020; (Beasley moved, Williams seconded) and carried.
- b. Ratify – Attached lists of conditionally licensed P.E.'s, Temporary Permits (with Engineer Model Law Qualifications), E.I.'s, S.I.'s and C.O.A.'s.; (Beasley moved, Hoffman seconded) and carried.
- c. Motion made (Williams moved, Beasley seconded) and carried to accept the Director Recommendations to;
Approve licensure for,
Barringer, John Paul PE - C
Brachtl, James Richard PE - C
Glover, Cole Thomas EI
Hankins, Christopher Chad PE - O
Jancauskas, Joseph Raymond PE - C
Johnson, Payden R. PE - C
Patel, Somabhai M. PE - C
Peng, Xingyu EI
Rieth, Rendon M. EI
Shelbourn, Shane Thomas PE - O
Shrestha, Alen EI
Tuttle, Andrew Robert PE - C 202001
Walden, Connie Marie PE - O
Wang, Jinshan PE - C
Weber, Martin J. PE - C
Deny licensure,
Bruce, Matthew J. PE - C
James, Gavin Jon PE - C
Nevells, Matthew Ryan PE - C
Roveto, Philip Marley EI
Soliman, Alfred PE - C

The following administrative matters were discussed and/or acted upon:

Financial Reports (Cash Fund, Revenue Reconciliations, Zarrant Check Activity, Payroll Posting, and AASIS Trial Balance) for September 2020 ratified by motion made (Williams moved, Scott seconded) and carried.

AR Legislative Audit – our FY19 Assessment was presented and accepted without questions by the Legislative Joint Auditing Committee on October 8, 2020. The Board accepted the Assessment by motion made (Beasley moved, Hoffman seconded) and carried.

Department of Labor and Licensing (ADLL) – The Biennium Budget process and the Report on Boards & Commissions was presented.

The Survey Exam Committee met via ZOOM on November 4, 2020 at 1:00pm. The Committee instructed staff to have additional service to support exam administration

Zero Milestone – On December 2, 2020, the State Review Board of the Arkansas Historic Preservation Program will consider whether or not to list the Zero Milestone into the AR Register of Historic Places.

Set acceptable scores for the October 2020 Arkansas State Specific Exam by motion made (Beasley moved, Hoffman seconded) and carried:

Part I – 69/100 points and above

Part II – 101/152 points and above

AR State Specific Exam, Irregularity Report – The Board reviewed the Irregularity report. Motion made (Moore moved, Scott seconded) and carried to invalidate his test results and if tries to re-register for the exam, he has to come before the board for re-evaluation.

The Board acted upon the following applicants:

- Chesnut, Heath Michael PE 12264 – Approve reinstatement, motion made (Beasley moved, Williams seconded) and carried.
- Garg, Anil Kumar PE – Approve comity licensure, motion made (Beasley moved, Williams seconded) and carried.
- Lineham, Julian John Benedict PE – Deny comity licensure, motion made (Beasley moved, Williams seconded) and carried, does not meet the current nor prior Rules of the Board.
- Logan, Ryan PE – Approve comity licensure, motion made (Beasley moved, Williams seconded) and carried.
- Mustafin, Vener M. PE – Defer comity licensure, motion made (Beasley moved, Williams seconded) and carried, in order to waive the FE exam, the applicant needs 15 years of licensed practice.
- Polamarasetty, Ravi kumar PE – Approve comity licensure, motion made (Beasley moved, Williams seconded) and carried.
- Skovajsova, Zuzana PE – Approve reconsideration (denied Sept. 2020) and comity licensure, motion made (Beasley moved, Moore seconded) and carried (Engstrom opposed).
- Zeagler, Phillip A. SI – Approve licensure, motion made (Hoffman moved, Beasley seconded) and carried.

On behalf of the Complaint Committee, Mr. Grigg presented the following:


- Status of Complaints – motion made (Beasley moved, Hoffman seconded) and carried to accept the following:
 - 2020-01 In the Matter of Mathews v Noonan. Complaint received on May 12, 2020 alleging surveying without a license, Board inquiry letter sent on May 20, 2020. Answer received June 2, 2020.
 - 2020-02 In the Matter of Richardson v Ang. Complaint received on August 10, 2020 alleging misconduct in the practice of engineering, Board inquiry letter sent on August 10, 2020. Waiting on answer.
 - 2020-03 In the Matter of Collins v Hall. Complaint received on August 24, 2020 alleging misconduct in the practice of engineering, Board inquiry letter sent on August 25, 2020. Answer received on August 27, 2020.
 - 2020-04 Complaint received on September 16, 2020 alleging misconduct in the practice of engineering, Board inquiry letter sent on September 16, 2020. Waiting on answer.
 - 2020-05 Complaint received on September 23, 2020 alleging misconduct in the practice of surveying. Board inquiry letter sent on September 23, 2020. Answer received October 13, 2020.
 - Case Management Statistics
- Consent Agenda, motion made (Beasley moved, Moore seconded) and carried (Salyer & Williams abstained) to accept the Committees recommendations to:
 - Case 2020-01 Alleging surveying without a license – Dismiss
 - Case 2020-03 Alleging misconduct in the practice of engineering – Set matter for Administrative Hearing
- CPC Audit – results of the audit were presented.

These Board Topics were discussed:

NCEES;


- Exams will continue to be offered at regional locations due to COVID-19.
 - Southern Zone meeting, April 22-24, 2021 in Ashville, North Carolina – the Board prefers a virtual meeting.
 - Joseph "Joe" Clements, the Board's Executive Director from 1998-2008, passed away on November 1, 2020.
- The next Regular Board Meeting is January 12, 2021 at 10:00 am via ZOOM.

Business being thus concluded the meeting adjourned at 1:00 pm.



Jim Engstrom, President
1-12-21

Date



Heather Richardson, Director
1-12-21

Date

2.b.i - PE's, Temporary Permits (with Model Law Qualifications), reapply due to 3 times fail exam, & reinstatements

PE #	Last Name	First	Middle	Type	Comity State	Temp #
9073	Johnson	Walter	L.	PE - C	TX	Reinstatement
11230	Bennet	Robert	D.	PE - C	MS	Reinstatement
19748	Karingithi	Simon	G.	PE - C		
19749	Stitt	Joseph	M.	PE - C		
19750	Duvall	Nathaniel	J.	PE - C		
19751	Pool	Timothy	G.	PE - C		
19752	Richins	Alison	W.	PE - C		
19753	Cheek	Daniel	Earle	PE - C		
19754	Furr	Amanda	L.	PE - C		
19755	Wong	Anne	On On	PE - C		
19756	Bell	Johnny	Lee	PE - C		
19757	Knipstein	Benjamin	James	PE - C		
19758	Larson	Lowell	J.	PE - C		
19759	Conser	Meridith	T.	PE - C		
19760	Harrell	James	Robin	PE - C		
19761	McKay	Aldo	Enrique	PE - C		
19762	Ramp	Sarah	K.	PE - C		
19763	Turner	Jeffrey	D.	PE - C		
19765	Malasitt	William	K.	PE - C		
19766	Ng	Vincent	K.	PE - C		
19767	Bogaards	Jeffrey	Lee	PE - C		
19768	Perry	Caron	E.	PE - C		
19769	Thornhill	Daniel	Thomas	PE - C		
19770	Bozeman	Shaun	Thomas	PE - C		
19771	Harriman	Mark	Adams	PE - C		
19772	McDowell	Jonathan	George	PE - C		
19773	Bingham	Nick	Mark	PE - C		
19774	Ferguson	Duane	Robert	PE - C		
19775	Otto	James	M.	PE - C		
19776	Rens	Ronald	L.	PE - C		
19777	Weible	Adam	Jay	PE - C		
19789	Rice	Jarret		PE - C		
19790	Collins	Stephen	Roy	PE - C		
19791	Fish	Timothy	Leigh	PE - C		
19792	Nejman	Phillip	J.	PE - C		
19793	Phanthala	Johnny	B.	PE - C		
19794	Nelson	Gordon	Edwin	PE - C		
19795	Marturello	Frank	Robert	PE - C		
19796	Wier	Kevin	S.	PE - C		
19797	Makar	John	D.	PE - C		
19798	Holdener	David	James	PE - C		
19799	Tarbell	Cody	Edward	PE - C		
19800	Castillo	Jorge	Luis	PE - C		

Agenda Items 2.a.i., 2.a.ii., 2.a.iii.

19801	Huss	Chris	D.	PE - C		
19802	Kennedy	R.	Douglas	PE - C		
19803	Baker	James	Reyam	PE - C		
19805	Paradiso	Marc	Andrew	PE - C		
19806	Howiler	Kenneth	Wayne	PE - C		
19807	Teague	Anna	C.	PE - C		
19808	Pitre	Brandon	T.	PE - C		
19809	Cornelison	Brent	Lee	PE - C		
19810	Wasiela	David	W.	PE - C		
19811	Miller	Anthony	W.	PE - C		
19812	Harris	Frank		PE - C		
19813	Anderson	William	Dean	PE - C		
19814	Lovejoy	Conrad	Mitchell	PE - C		
19815	Jonas	Jason	Lee	PE - C		
19816	Letzelter	Otto	John	PE - C		
19817	Firstbrook	Thomas	Daniel	PE - C		
19820	Ghara	Hossein		PE - C		

2.b.ii - SI's & EI's

Intern #	Last Name	First	Middle	Type
9227	Ludke	Brandon	M.	EI
9228	Maez	Jacob	Daniel	EI
9229	Yurchak	Clare	Alise	EI
9230	Hanson	Carter	Ian	EI
9231	Murphy	Clay	T.	EI
9232	Collins	Kaley	E.	EI
9234	Addison	Hunter	Garrett	EI
9235	Nichols	Jeffrey	H.	EI
9236	Shumate	Benjamin	Scott	EI
9237	Obenshain	Andrew	John	EI
9238	Pottinger	Ryan	A	EI
9239	Arnold	Michael	Adam	EI
9240	Serna	Tannia	Gabrielle	EI
9241	Lee	Travis	Tremaine	EI
9242	Bennett	Hollis	Haukum	EI
9243	Mays	Hunter	R.	EI
9244	Wass	Ryan	T.	EI
9245	Cunha De Almeida	Priscila		EI
9246	Jewell	Andrew	Mason	EI
9247	Jones	Carlton	Missouri	EI
9248	Henson	William	R.	EI
9249	Johnson	Amy	Beth	EI
9250	Malatesta	Benjamin	Julian	EI

Agenda Items 2.a.i., 2.a.ii., 2.a.iii.

9251	Merkel	Grant	Ellis	EI
9252	Russell	Ryan	Hagan	EI
9253	Dye	Christian	Gifford	EI
9254	Martin	Thomas	Alexander	EI

2.b.iii - Reinstated & new COA's (Certificates of Authority)

COA #	Company Name	Address	City	State	Zip	Type	AR PE/PS in CHG
1633	Arkansas River Valley Surveying Inc	P. O. Box 301	Altus	AR	72821-8866	Survey	David McElroy PS #1367
2385	LHB Inc	21 W Superior St. Ste 500	Duluth	MN	55802-2085	Engineering	Jason Mangan PE #15033
2448	Collaborative Engineering Group	8904 Fairbanks N Houston Rd. Ste.	Houston	TX	77064-6805	Engineering	Andrew Solberg PE #19662
2655	Milestone Land Surveying, Inc	2880 Cobb Road	Lakeland	TN	38002-5748	Survey	John Sorsby PS #1446
2736	Bala Consulting Engineers, Inc.	443 South Gulph Road	King of Prussia	PA	19406-3152	Engineering	Scott Davis PE #19387
2810	Cambridge Systematics, Inc	101 Station Landing, Ste. #410	Medford	MA	02155-5148	Engineering	Venkata Pasumarthy PE #19785
3800	Kinectrics AES	2135 City Gate Lane	Naperville	IL	60563-3062	Engineering	Nathan Vossmar PE #18946
3801	Momentum Engineering, L.L.C.	P.O. Box 4179	Brookhaven	MS	39603-6179	Engineering	Michael Redd PE #19537
3802	Kittelson & Associates, Inc.	851 SW 6th Ave Ste 600	Portland	OR	97204-1343	Engineering	Gary Walker PE #16779
3803	INTUITIVE Research and Technology Corpor	5030 Bradford Drive	Huntsville	AL	35805-1923	Engineering	Jeremy Clark PE #19529
3804	Branch Engineering, LLC	7335 South Lewis Avenue	Tulsa	OK	74136-6897	Engineering	Raul Ortiz PE #19706
3805	Egan, Field & Nowak, Inc.	1229 Tyler Street NE	Minneapolis	MN	55413-1808	Survey	Mark Johnson PS #1876
3806	GSK Mechanical, Inc.	201 Park Court, Suite A	Ridgeland	MS	39157-2229	Engineering	Kevin Starks PE #19734
3807	Borton-Lawson Engineering, Inc.	613 Baltimore Avenue, Suite 300	Wilkes-Barre	PA	18702-7902	Engineering	Scott Bush PE #19725
3808	PB2 Architecture + Engineering Canada Lt	2809 W. Ajax Avenue, Ste. #100	Rogers	AR	72758-6214	Engineering	Joshua McCall PE #12740
3809	Stephens Mechanical LLC	925 Tommy Munro Dr.	Biloxi	MS	39532-2134	Engineering	Lawrence Stephens PE #19663
3810	Bailey Surveying PLLC	2764 N Miles View Rd	Fayetteville	AR	72701-0202	Survey	Daniel Bailey PS #1874
3811	Residential Engineering Services	600 SW Jefferson St Ste 300	Lee's Summit	MO	64063-3988	Engineering	Blake Shadid PE #19625
3812	Ware Malcomb	10 Edelman	Irvine	CA	92618-4312	Engineering	Thomas Jansen PE #19731
3813	Engineered Resources Group, Inc	4503 Stafordshire Lane	Valparaiso	IN	46383-1254	Engineering	Christopher Cox PE #15613
3814	Byrne & Jones Enterprises	13940 Saint Charles Rock Rd	Bridgeton	MO	63044-3826	Engineering	Mark Harriman PE #19771
3815	Ollmann Associates Architects, P.C.	200 S. State St.	Belvidere	IL	61008-3687	Engineering	Lowell Larson PE #19758
3816	Waggoner EPC LLC	PO Box 1136	Guthrie	OK	73044-1136	Engineering	Neil Waggoner PE #15257
3817	Zachry Nuclear Engineering, Inc.	200 Regency Forest Drive	Cary	NC	27518-8599	Engineering	James Harrell PE #19760
3818	Hodges, Harbin, Newberry & Tribble, Inc.	3920 Arkwright Road, Suite 101	Macon	GA	31210-1745	Engineering	Daniel Cheek PE #19753
3819	Robert Silman Associates Structural Enginee	32 Old Slip	New York	NY	10005-3508	Engineering	Nathaniel Oppenheimer PE #1467
3820	E2C Engineering, LLC	2455 Moody Parkway	Moody	AL	35004-1607	Engineering	Nicholas Brown PE #16522
3821	Alexander Building Systems	9900 NW 10th St	Oklahoma City	OK	73127-7145	Engineering	Dennis Watson PE #3470
3822	Carroll Daniel Construction Co.	330 Main Street	Gainesville	GA	30501-3733	Engineering	John Bumgardner PE #19621
3823	Protection Engineering Consultants, LLC	14144 Trautwein Rd	Austin	TX	78737-8537	Engineering	Aldo McKay PE #19761
3824	NCGI, Inc.	1017 Long Prairie Rd. STE 200	Flower Mound	TX	75022-4224	Engineering	Richard Nelson PE #13485
3825	Carter Associates, Inc.	1708 21st Street	Vero Beach	FL	32960-3472	Engineering	Trevor Stubbs PE #19745
3826	Joseph Johnston Engineering D.P.C.	318 West Avenue	Saratoga Springs	NY	12866-5958	Engineering	Joseph Johnston PE #19676
3827	Choice Engineering, LLC	3525 Louis Drive	Plano	TX	75023-1117	Engineering	Jarret Rice PE #19789
3828	Forensic Engineering Company, LLC	13725 S. Mur-Len Road	Olathe	KS	66062-1651	Engineering	Brenden Adams PE #18283
3829	Nelson Acoustical Engineering, Inc.	PO Box 879	Elgin	TX	78621-0879	Engineering	David Nelson PE #19784
3830	Jennifer Winslow, PE LLC	608 S Assisi Way	Republic	MO	65738-2190	Engineering	Jennifer Winslow PE #13902

Agenda Items 2.a.i., 2.a.ii., 2.a.iii.

3831	Ordcha Engineering PLLC	5900 McNair Road	Charlotte	NC	28212-6744	Engineering	Benjamin Cottrell PE #16426
3832	Spiars Engineering LLC	765 Custer Road Suite 100	Plano	TX	75075-8406	Engineering	Kevin Wier PE #19796
3833	Milton J. Wood Fire Protection, Inc.	3805 Faye Rd	Jacksonville	FL	32226-2394	Engineering	Shaun Bozeman PE #19770
3834	Meridiem Engineering LLC	6248 E Wincomb Dr	Scottsdale	AZ	85254-3220	Engineering	Sarah Smedley PE #17824
3835	Pilottown Engineering	17585 Nassau Commons Blvd	Lewes	DE	19958-6286	Engineering	James Baker PE #19803
3836	MMR Constructors, Inc.	P. O. Box 84210	Baton Rouge	LA	70884-4210	Engineering	Eugene Stewart PE #19710
3837	Steel Tech of the Ozarks, LLC	511 South Kyler Street	Monett	MO	65708-9313	Engineering	Abbas Heidary PE #10710
3838	Mula Design LLC	325 Cottage Hill Road	York	PA	17401-3003	Engineering	Charles Bassett PE #15601
3839	Power Quality Engineering, Inc.	3061 Woodall Dr Bldg A	Cedar Park	TX	78613-7778	Engineering	Robert Bloom PE #19655
3840	Wasiela Consulting LLC	317 Brixham Pl	Fort Mill	SC	29708-6987	Engineering	David Wasiela PE #19810

CI	Funds Ctr/CI Title	2021 Appropriatn	Adjust-ments	Blocks	Adjusted Appropriatn	Estm'd Salary Holding	FY21 Adjusted Appropriatn	July	August	September	October	November	December	January	February	March	April	May	June	Total Expenditures	Commit-ments	Remaining Appropriation
								July	August	September	October	November	December	January	February	March	April	May	June	Total Expenditures	Commit-ments	Remaining Appropriation
00	Salaries	284,083	0	-8,238	292,321	0	292,321	33,922.80	23,214.83	22,014.86	0.00	0.00	0.00	0.00	0.00	0.00	0.00	0.00	0.00	79,152.49	0.00	213,168.51
01	Extra Help	12,000	0	0	12,000	0	12,000	0.00	0.00	0.00	0.00	0.00	0.00	0.00	0.00	0.00	0.00	0.00	0.00	0.00	0.00	12,000.00
03	Matching	95,885	0	-1,635	97,520	0	97,520	10,317.50	7,856.07	7,580.47	0.00	0.00	0.00	0.00	0.00	0.00	0.00	0.00	0.00	25,754.04	0.00	71,765.96
02	Operating Expense	208,649	0	0	208,649	0	208,649	12,051.73	5,133.43	8,153.67	0.00	0.00	0.00	0.00	0.00	0.00	0.00	0.00	0.00	25,338.83	2,255.02	181,055.15
09	Travel	10,227	0	0	10,227	0	10,227	0.00	0.00	0.00	0.00	0.00	0.00	0.00	0.00	0.00	0.00	0.00	0.00	0.00	0.00	10,227.00
10	Prof. Fees	7,144	0	0	7,144	0	7,144	0.00	0.00	0.00	0.00	0.00	0.00	0.00	0.00	0.00	0.00	0.00	0.00	0.00	0.00	7,144.00
Total		617,868	0	-9,873	627,861	0	627,861	56,292.03	36,204.33	37,749.00	-	-	-	-	-	-	-	-	-	130,245.36	2,255.02	485,360.62

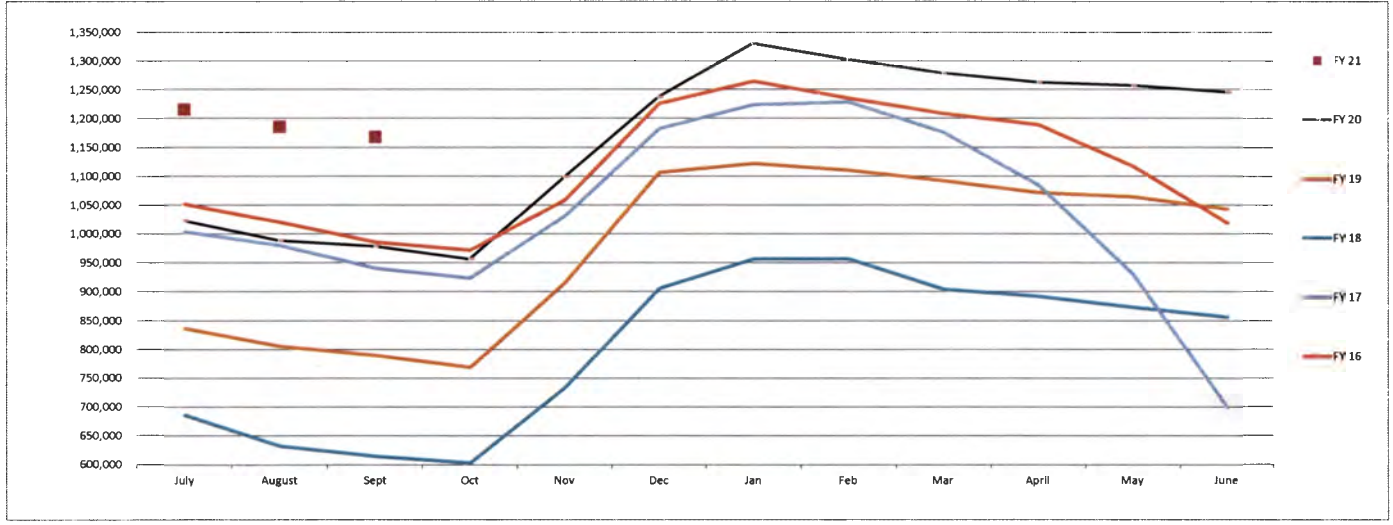
ARDLL Funding Transfer-Indirects	29,741.40	29,741.40	2,478.45	0.00	1,430.58	0.00	0.00	0.00	0.00	0.00	0.00	0.00	0.00	0.00	0.00	0.00	0.00	0.00	0.00	3,609.03	0.00	25,832.37
----------------------------------	-----------	-----------	----------	------	----------	------	------	------	------	------	------	------	------	------	------	------	------	------	------	----------	------	-----------

Revenue:		July	August	Sept	Oct	Nov	Dec	Jan	Feb	Mar	April	May	June	Revenue year to date	Commitments:	
		July	August	Sept	Oct	Nov	Dec	Jan	Feb	Mar	April	May	June	Revenue year to date	Lease Copier	Lease Postage Meter
	AASIS Total w/Adjustments	16,720.00	16,275.00	20,160.00	-	-	-	-	-	-	-	-	-	\$53,155.00		1,828.13
	4049003000 Interest-Treas	458.81	595.00	683.89	-	-	-	-	-	-	-	-	-	\$1,737.70		
	4049007000 Interest-CD's	30.00	555.02	-	-	-	-	-	-	-	-	-	-	\$585.02		428.89
	Total	17,208.81	17,425.02	20,843.89	-	-	-	-	-	-	-	-	-	\$55,477.72		2,255.02

Revenue/Expenditure	\$ (39,083.22)	\$ (18,779.31)	\$ (16,905.11)	\$ -	\$ -	\$ -	\$ -	\$ -	\$ -	\$ -	\$ -	\$ -	\$ -	\$ -	\$ -	\$ -	\$ -	\$ -	\$ -	\$ -	\$ -	\$ -	\$ (74,767.64)
---------------------	----------------	----------------	----------------	------	------	------	------	------	------	------	------	------	------	------	------	------	------	------	------	------	------	------	----------------

1120001000 CD's Balance	193,639.60	194,194.62	194,194.62	-	-	-	-	-	-	-	-	-	-	-	-	-	-	-	-	-	-	-	-
-------------------------	------------	------------	------------	---	---	---	---	---	---	---	---	---	---	---	---	---	---	---	---	---	---	---	---

	July	August	Sept	Oct	Nov	Dec	Jan	Feb	Mar	April	May	June
Cash in Treasury (Fund Balance) FY21	1,215,273.96	1,185,498.51	1,167,542.82	-	-	-	-	-	-	-	-	-
Cash in Treasury (Fund Balance) FY20	1,022,715.37	988,316.17	978,521.46	958,325.66	1,098,529.33	1,236,313.63	1,330,827.17	1,302,800.01	1,278,458.97	1,262,204.68	1,256,459.61	1,244,834.51
Cash in Treasury (Fund Balance) FY19	835,835.85	805,506.86	789,204.63	788,139.37	915,034.82	1,105,939.17	1,121,434.45	1,110,046.39	1,061,480.55	1,071,049.40	1,064,326.74	1,042,542.13
Cash in Treasury (Fund Balance) FY18	885,327.35	831,739.95	814,253.23	802,410.19	733,187.89	905,039.81	955,943.33	955,943.33	903,595.34	891,206.09	872,667.13	855,400.80
Cash in Treasury (Fund Balance) FY17	1,003,210.91	979,538.39	939,922.11	922,966.85	1,031,004.94	1,181,890.40	1,223,485.37	1,227,862.29	1,175,864.69	1,084,029.62	928,996.58	698,343.82
Cash in Treasury (Fund Balance) FY16	1,051,363.67	1,020,043.11	985,160.44	970,973.31	1,058,524.89	1,225,340.94	1,263,677.73	1,234,354.94	1,207,899.78	1,188,287.76	1,116,814.04	1,017,972.56



**Board of Licensure for Prof Engineers and Prof Surveyors (0236)
FY21 Revenue Reconciliation for the Month ending August 2020**

AASIS Revenue

Amounts

Application Fees (4041002000)	\$ 10,375.00
Certificate Fees (4041004000)	\$ -
Testing Fees (4041005000)	\$ 100.00
Renewal Fees (4041007000)	\$ 3,425.00
Other Fees (4041028000)	\$ 150.00
Fines and Penalties (1130001000)	\$ -
Reinstatement Fees (4041041000)	\$ 600.00
REFUND TO EXPENDITURE - CURRENT YEAR (5050018000)	\$ -

AASIS Total: \$ 14,650.00

Adjustments

PELS current month receipts posted in AASIS in subsequent (+)	2,130.00
PELS prior month receipts posted in AASIS in current (-)	(505.00)
AASIS current month receipts reversed in subsequent	0.00
AASIS prior month receipts reversed in current	0.00

AASIS Balance Forward: \$ 16,275.00

PELS receipts

Application Fees (4041002000)	\$ 11,525.00
Certificate Fees (4041004000)	\$ -
Testing Fees (4041005000)	\$ 100.00
Renewal Fees (4041007000)	\$ 3,800.00
Other Fees (4041028000)	\$ 150.00
Fines and Penalties (1130001000)	\$ -
Reinstatement Fees (4041041000)	\$ 700.00
Misc Revenue (6080001000)	\$ -

PELS Balance Forward: \$ 16,275.00

Overage/Shortage (AASIS Balance Forward / PELS Balance Forward): \$ -



Explanation for discrepancy:

Attachment: Financial Comparison AASIS to PELS: **August 2020**

The information on this schedule accurately reflects the cash receipts that have been received and deposited by this agency during the stated month. The total receipts and total deposits have been reconciled to AASIS.

All figures noted on this report have been verified by reviewing the deposit register and trial balance for the stated month. Any discrepancies have been investigated and resolved.

All receipt numbers and licenses issued have been accounted for. Any discrepancies have been investigated and resolved.

 _____ Fiscal Support Analyst	10/13/2020 _____ Date
 _____ Executive Director	10/13/2020 _____ Date

FINANCIAL COMPARISON AASIS TO PELS

August 2020		AASIS					PELS			Reconciliation		
AASIS Code	GL Acct	totals	Current month receipts posted in subsequent	prior month receipts posted in current	Current month receipts reversed in subsequent	Prior month receipts reversed in current	AASIS Balance Forward	PELS Deposit Summary	PELS Balance Forward	AASIS Balance Forward	PELS Balance Forward	Overage /Shortage
255	4041002000	10,375.00	1,550.00	(400.00)	0.00	0.00	11,525.00	11,525.00	11,525.00	11,525.00	11,525.00	0.00
257	4041004000	0.00	0.00	0.00	0.00	0.00	0.00	0.00	0.00	0.00	0.00	0.00
258	4041005000	100.00	0.00	0.00	0.00	0.00	100.00	100.00	100.00	100.00	100.00	0.00
260	4041007000	3,425.00	480.00	(105.00)	0.00	0.00	3,800.00	3,800.00	3,800.00	3,800.00	3,800.00	0.00
281	4041028000	150.00	0.00	0.00	0.00	0.00	150.00	150.00	150.00	150.00	150.00	0.00
539	4041041000	600.00	100.00	0.00	0.00	0.00	700.00	700.00	700.00	700.00	700.00	0.00
284	4042001000	0.00	0.00	0.00	0.00	0.00	0.00	0.00	0.00	0.00	0.00	0.00
586	4047099000	0.00	0.00	0.00	0.00	0.00	0.00	0.00	0.00	0.00	0.00	0.00
		14,650.00	2,130.00	(505.00)	0.00	0.00	16,275.00	16,275.00	16,275.00	16,275.00	16,275.00	0.00

Reconciling items

4041002000 4041004000 4041005000 4041007000 4041028000 4041041000

PELS items	PELS post date	AASIS Doc #	applications	certificate	exams	renewals	Temp	Reinstate	Totals
August posted in	8/26/2020	52253151					340	100	440
September	8/31/2020	14712031	600				140		740
	08/28_30/20	14712029	950						950
PELS receipts posted in Subsequent			1550	0	0	480	0	100	2130
July posted in	7/30/2020	14705353	250						250
August	7/31/2020	14705355	150			105			255
PELS receipts posted from prior			400	0	0	105	0	0	505

Board of Licensure for Prof Engineers and Prof Surveyors (0236)
FY21 Revenue Reconciliation for the Month ending Sept 2020

AASIS Revenue

	<u>Amounts</u>
Application Fees (4041002000)	\$ 14,650.00
Certificate Fees (4041004000)	\$ -
Testing Fees (4041005000)	\$ 200.00
Renewal Fees (4041007000)	\$ 4,640.00
Other Fees (4041028000)	\$ 750.00
Fines and Penalties (1130001000)	\$ -
Reinstatement Fees (4041041000)	\$ 300.00
REFUND TO EXPENDITURE - CURRENT YEAR (5050018000)	\$ -
AASIS Total:	\$ 20,540.00

Adjustments

PELS current month receipts posted in AASIS in subsequent (+)	1,750.00
PELS prior month receipts posted in AASIS in current (-)	(2,130.00)
AASIS current month receipts reversed in subsequent	0.00
AASIS prior month receipts reversed in current	0.00
AASIS Balance Forward:	\$ 20,160.00

PELS receipts

Application Fees (4041002000)	\$ 14,050.00
Certificate Fees (4041004000)	\$ -
Testing Fees (4041005000)	\$ 300.00
Renewal Fees (4041007000)	\$ 4,860.00
Other Fees (4041028000)	\$ 750.00
Fines and Penalties (1130001000)	\$ -
Reinstatement Fees (4041041000)	\$ 200.00
Misc Revenue (6080001000)	\$ -
PELS Balance Forward:	\$ 20,160.00

Overage/Shortage (AASIS Balance Forward / PELS Balance Forward): \$ -

Explanation for discrepancy:



Attachment: Financial Comparison AASIS to PELS:

September 2020

The information on this schedule accurately reflects the cash receipts that have been received and deposited by this agency during the stated month. The total receipts and total deposits have been reconciled to AASIS.

All figures noted on this report have been verified by reviewing the deposit register and trial balance for the stated month. Any discrepancies have been investigated and resolved.

All receipt numbers and licenses issued have been accounted for. Any discrepancies have been investigated and resolved.

 _____ Fiscal Support Analyst	10/13/2020 _____ Date
 _____ Executive Director	10/13/2020 _____ Date

FINANCIAL COMPARISON AASIS TO PELS

September 2020		AASIS					PELS			Reconciliation			
AASIS Code	GL Acct	totals	Current month receipts posted in subsequent	prior month receipts posted in current	Current month receipts reversed in subsequent	Prior month receipts reversed in current	AASIS Balance Forward	PELS Deposit Summary		PELS Balance Forward	AASIS Balance Forward	PELS Balance Forward	Overage /Shortage
255	4041002000	14,650.00	950.00	(1,550.00)	0.00	0.00	14,050.00	14,050.00		14,050.00	14,050.00	14,050.00	0.00
257	4041004000	0.00	0.00	0.00	0.00	0.00	0.00	0.00		0.00	0.00	0.00	0.00
258	4041005000	200.00	100.00	0.00	0.00	0.00	300.00	300.00		300.00	300.00	300.00	0.00
260	4041007000	4,640.00	700.00	(480.00)	0.00	0.00	4,860.00	4,860.00		4,860.00	4,860.00	4,860.00	0.00
281	4041028000	750.00	0.00	0.00	0.00	0.00	750.00	750.00		750.00	750.00	750.00	0.00
539	4041041000	300.00	0.00	(100.00)	0.00	0.00	200.00	200.00		200.00	200.00	200.00	0.00
284	4042001000	0.00	0.00	0.00	0.00	0.00	0.00	0.00		0.00	0.00	0.00	0.00
586	4047099000	0.00	0.00	0.00	0.00	0.00	0.00	0.00		0.00	0.00	0.00	0.00
		20,540.00	1,750.00	(2,130.00)	0.00	0.00	20,160.00	20,160.00		20,160.00	20,160.00	20,160.00	0.00

Reconciling items

4041002000 4041004000 4041005000 4041007000 4041028000 4041041000

PELS items	PELS post date	AASIS Doc #	applications	certificate	exams	renewals	Temp	Reinstate	Totals
September posted in	9/29/2020	14716206	50				280		330
October	9/30/2020	14716207	900		100		420		1420
									0
									0
									0
									0
									0
									0
									0
									0
									0
PELS receipts posted in Subsequent			950	0	100		700	0	1750
August posted in	8/26/2020	52253151					340	100	440
September	8/31/2020	14712031	600				140		740
	08/28_30/20	14712029	950						950
									0
									0
									0
									0
									0
									0
PELS receipts posted from prior			1550	0	0		480	0	2130

August FY21

Warrant	Pay Meth	Print Date	Reference	Vendor	Vendor Name	Source Doc	Doc Type	Cost Ctr	Assignment #	G/L Acct	Commitment Item	Warrant Amount	Invoice Amount	Line Amount	Cashed Date
PT		8/5/2020	ACA 21-2-710			6227227	ZL	188210		5070001000	502:00:02	27.60	27.60	27.60	
2110070414	W	8/10/2020	INV 62882	100178352	HORTICARE & ASSOCIATES INCORPORATIO	1004867079	KR	188210	10048670792021	5030005000	502:00:02	408.75	408.75	408.75	8/17/2020
2120095610	E	8/10/2020	INV 3771856	100075795	CLEAR MOUNTAIN REFRESHMENT SERVICE	1004867086	KR	188210	10048670862021	5040003100	502:00:02	28.33	17.43	17.43	8/12/2020
2120095610	E	8/10/2020	INV 3787410	100075795	CLEAR MOUNTAIN REFRESHMENT SERVICE	1004867087	KR	188210	10048670872021	5040011000	502:00:02	0.00	10.90	10.90	8/12/2020
2110070922	W	8/10/2020	INV 18666058	9999140004	DEPT OF TRANSFORMATION & SHARED SER	1004867098	KR	188230	10048670982021	5010006000	501:00:03	2,520.00	2,520.00	2,520.00	8/20/2020
2110074113	W	8/12/2020	INV 4125086	100157816	ARKANSAS INFORMATION CONSORTIUM LLC	1004867650	KR	188210	10048676502021	5080002200	502:00:02	561.20	561.20	561.20	8/25/2020
2110073548	W	8/12/2020	INV 26530	100002077	BRW INCORPORATED CITIES	1004868398	KR	188210	10048683982021	5080009000	502:00:02	491.60	491.60	491.60	8/26/2020
PY		8/14/2020	ARKPRO1421			7589076	YB	188230		5010001000	501:00:00	11,007.42	11,007.42	11,007.42	
PY		8/14/2020	ARKPRO1421			7589076	YB	188230		5010005000	501:00:03	739.52	739.52	739.52	
PY		8/14/2020	ARKPRO1421			7589076	YB	188230		5010006500	501:00:03	104.37	104.37	104.37	
PY		8/14/2020	ARKPRO1421			7589076	YB	188230		5010007000	501:00:03	1,686.34	1,686.34	1,686.34	
2110081556	W	8/17/2020	INV 663710	100031379	CURRYS TERMITE & PEST CONTROL OF	1004869521	KR	188210	10048695212021	5030005100	502:00:02	190.75	190.75	190.75	8/26/2020
2120122398	A	8/27/2020	236081720200075	100099611	US BANK CPS	8042865270	ZY	188210	4246044555710080	5020005000	502:00:02	432.72	432.72	37.69	8/31/2020
2120122398	A	8/27/2020	236081720200075	100099611	US BANK CPS	8042865270	ZY	188210	4246044555710080	5090006000	502:00:02	0.00	0.00	305.06	8/31/2020
2120122398	A	8/27/2020	236081720200075	100099611	US BANK CPS	8042865270	ZY	188210	4246044555710080	5090022000	502:00:02	0.00	0.00	89.97	8/31/2020
2110093318	W	8/25/2020	INV 400002429654	100061983	ENTERGY ARKANSAS INC	1004871590	KR	188210	10048715902021	5040001000	502:00:02	336.35	336.35	336.35	9/2/2020
2110091592	W	8/24/2020	INV 5H396248A	100179999	SHARP ELECTRONICS CORP	51412513	RE	188210	514125132021	5040007000	502:00:02	202.90	202.90	202.90	9/3/2020
2110093528	W	8/25/2020	INV 5H396248B	100179999	SHARP ELECTRONICS CORP	1004872523	KR	188210	10048725232021	5030001000	502:00:02	50.29	50.29	50.29	9/4/2020
2110093291	W	8/25/2020	INV 177288	100050577	WILLIAM A HARRISON INC	1004872623	KR	188210	10048726232021	5030005000	502:00:02	632.75	632.75	632.75	9/8/2020
2110097890	W	8/27/2020	INV 17016-19201	9904700001	DEPT OF TRANSFORMATION & SHARED SER	1004874449	KR	188210	10048744492021	5020003500	502:00:02	1,604.44	1,604.44	212.15	
2110097890	W	8/27/2020	INV 17016-19201	9904700001	DEPT OF TRANSFORMATION & SHARED SER	1004874449	KR	188210	10048744492021	5040008500	502:00:02	0.00	0.00	95.00	
2110097890	W	8/27/2020	INV 17016-19201	9904700001	DEPT OF TRANSFORMATION & SHARED SER	1004874449	KR	188210	10048744492021	5020002000	502:00:02	0.00	0.00	159.27	
2110097890	W	8/27/2020	INV 17016-19201	9904700001	DEPT OF TRANSFORMATION & SHARED SER	1004874449	KR	188210	10048744492021	5020004200	502:00:02	0.00	0.00	760.00	
2110097890	W	8/27/2020	INV 17016-19201	9904700001	DEPT OF TRANSFORMATION & SHARED SER	1004874449	KR	188210	10048744492021	5020004300	502:00:02	0.00	0.00	170.22	
2110097890	W	8/27/2020	INV 17016-19201	9904700001	DEPT OF TRANSFORMATION & SHARED SER	1004874449	KR	188210	10048744492021	5020004000	502:00:02	0.00	0.00	27.14	
2110097890	W	8/27/2020	INV 17016-19201	9904700001	DEPT OF TRANSFORMATION & SHARED SER	1004874449	KR	188210	10048744492021	5090027000	502:00:02	0.00	0.00	180.66	
2110097796	W	8/27/2020	ACC 8030052304	800001526	CITY OF LITTLE ROCK	1004874429	KR	188210	10048744292021	5040003000	502:00:02	165.75	61.83	61.83	9/11/2020
2110097796	W	8/27/2020	ACC 8030024305	800001526	CITY OF LITTLE ROCK	1004874438	KR	188210	10048744382021	5040003000	502:00:02	0.00	103.92	103.92	9/11/2020
PY		8/28/2020	ARKPRO1445			7594877	YB	188230		5010001000	501:00:00	12,207.41	12,207.41	12,207.41	
PY		8/28/2020	ARKPRO1445			7594877	YB	188230		5010005000	501:00:03	831.30	831.30	831.30	
PY		8/28/2020	ARKPRO1445			7594877	YB	188230		5010006500	501:00:03	104.37	104.37	104.37	
PY		8/28/2020	ARKPRO1445			7594877	YB	188230		5010007000	501:00:03	1,870.17	1,870.17	1,870.17	

36,204.33 36,204.33 36,204.33

September FY21

Warrant	Pay Meth	Print Date	Reference	Vendor	Vendor Name	Source Doc	Doc Type	Cost Ctr	Assignment #	G/L Acct	Commitment Item	Warrant Amount	Invoice Amount	Line Amount	Cashed Date
2120136608	E	9/8/2020	INV 3797366	100075795	CLEAR MOUNTAIN REFRESHMENT SERVICE	1004879365	KR	188210	10048793652021	5040011000	502:00:02	28.33	10.90	10.90	9/10/2020
2120136608	E	9/8/2020	INV 3785051	100075795	CLEAR MOUNTAIN REFRESHMENT SERVICE	1004879371	KR	188210	10048793712021	5040003100	502:00:02	0.00	17.43	17.43	9/10/2020
2110112282	W	9/8/2020	INV 18669129	9999140004	DEPT OF TRANSFORMATION & SHARED SER	1004879358	KR	188230	10048793582021	5010006000	501:00:03	2,520.00	2,520.00	2,520.00	9/17/2020
2110111358	W	9/8/2020	INV 26706	100002077	BRW INCORPORATED CITIES	1004879362	KR	188210	10048793622021	5080009000	502:00:02	491.60	491.60	491.60	9/23/2020
2110113332	W	9/9/2020	INV 63168	100178352	HORTICARE & ASSOCIATES INCORPORATIO	1004879836	KR	188210	10048798362021	5030005000	502:00:02	408.75	408.75	408.75	9/17/2020
PY		9/11/2020	ARKPRO1482			7600607	YB	188230		5010001000	501:00:00	11,007.41	11,007.41	11,007.41	
PY		9/11/2020	ARKPRO1482			7600607	YB	188230		5010005000	501:00:03	739.51	739.51	739.51	
PY		9/11/2020	ARKPRO1482			7600607	YB	188230		5010006500	501:00:03	104.37	104.37	104.37	
PY		9/11/2020	ARKPRO1482			7600607	YB	188230		5010007000	501:00:03	1,686.34	1,686.34	1,686.34	
2110121095	W	9/14/2020	INV 177915	100050577	WILLIAM A HARRISON INC	1004881355	KR	188210	10048813552021	5030005000	502:00:02	711.78	711.78	711.78	9/22/2020
2110121846	W	9/14/2020	RENEWAL NOTICE	600002637	PROFORUM	1004881722	KR	188210	10048817222021	5090018000	502:00:02	228.00	228.00	228.00	10/5/2020
2120164191	A	9/28/2020	236091520200078	100099611	US BANK CPS	8042967790	ZY	188210	4246044555710080	5020005000	502:00:02	352.96	352.96	44.67	9/30/2020
2120164191	A	9/28/2020	0236091520200078	100099611	US BANK CPS	8042967790	ZY	188210	0	5090006000	502:00:02	0	0	172.23	9/30/2020
2120164191	A	9/28/2020	0236091520200078	100099611	US BANK CPS	8042967790	ZY	188210	4246044555710080	5090022000	502:00:02	0.00	0.00	62.98	9/30/2020
2120164191	A	9/28/2020	0236091520200078	100099611	US BANK CPS	8042967790	ZY	188210	4246044555710080	5090026300	502:00:02	0.00	0.00	73.08	9/30/2020
2110126596	W	9/16/2020	REFUND	W023601	Metz K. Skelton	1004882850	KR	188210		5110002000	502:00:02	60.00	60.00	60.00	
2110125222	W	9/16/2020	INV 4173222	100157816	ARKANSAS INFORMATION CONSORTIUM LLC	1004882641	KR	188210	10048826412021	5080002200	502:00:02	463.95	463.95	463.95	9/29/2020
2110125920	W	9/16/2020	INV CI-00000528	9901350028	UNIVERSITY OF ARKANSAS	1004882853	KR	188210	10048828532021	5030002000	502:00:02	1,539.51	790.62	790.62	9/25/2020
2110125920	W	9/16/2020	INV CI-00000527	9901350028	UNIVERSITY OF ARKANSAS	1004882856	KR	188210	10048828562021	5030002000	502:00:02	0.00	748.89	748.89	9/25/2020
2110124937	W	9/16/2020	INV 665718	100031379	CURRYS TERMITE & PEST CONTROL OF	1004882843	KR	188210	10048828432021	5030005100	502:00:02	78.48	78.48	78.48	9/25/2020

Board of Licensure for PE's/PS's
Agency 236 Fund NES0000 Fund Ctr 857

2110127377	W	9/17/2020	INV N8462724	100220903	QUADIENT LEASING USA INC	51423324	RE 188210	514233242021	5040007000	502:00:02	214.45	214.45	214.45	9/29/2020
2110127097	W	9/17/2020	INV SH4011021A	100179999	SHARP ELECTRONICS CORP	51423308	RE 188210	514233082021	5040007000	502:00:02	241.74	202.90	202.90	9/29/2020
2110127097	W	9/17/2020	INV SH4011021B	100179999	SHARP ELECTRONICS CORP	1004883249	KR 188210	10048832492021	5030001000	502:00:02	0.00	38.84	38.84	9/29/2020
2110126721	W	9/17/2020	INV 667638	100031379	CURRYS TERMITE & PEST CONTROL OF	1004883252	KR 188210	10048832522021	5030005100	502:00:02	143.88	143.88	143.88	9/25/2020
2110130841	W	9/21/2020	INV 545002702896	100061983	ENTERGY ARKANSAS INC	1004884493	KR 188210	10048844932021	5040001000	502:00:02	361.66	361.66	361.66	9/30/2020
2110131443	W	9/21/2020	INV719201-702016	9904700001	DEPT OF TRANSFORMATION & SHARED SER	1004884556	KR 188210	10048845562021	5020003500	502:00:02	2,669.65	2,669.65	212.15	10/2/2020
2110131443	W	9/21/2020	INV719201-702016	9904700001	DEPT OF TRANSFORMATION & SHARED SER	1004884556	KR 188210	10048845562021	5040008500	502:00:02	0.00	0.00	95.00	10/2/2020
2110131443	W	9/21/2020	INV719201-702016	9904700001	DEPT OF TRANSFORMATION & SHARED SER	1004884556	KR 188210	10048845562021	5020002000	502:00:02	0.00	0.00	159.94	10/2/2020
2110131443	W	9/21/2020	INV719201-702016	9904700001	DEPT OF TRANSFORMATION & SHARED SER	1004884556	KR 188210	10048845562021	5020004200	502:00:02	0.00	0	1,825.08	10/2/2020
2110131443	W	9/21/2020	INV719201-702016	9904700001	DEPT OF TRANSFORMATION & SHARED SER	1004884556	KR 188210	10048845562021	5020004300	502:00:02	0.00	0.00	170.22	10/2/2020
2110131443	W	9/21/2020	INV719201-702016	9904700001	DEPT OF TRANSFORMATION & SHARED SER	1004884556	KR 188210	10048845562021	5020004000	502:00:02	0.00	0.00	26.60	10/2/2020
2110131443	W	9/21/2020	INV719201-702016	9904700001	DEPT OF TRANSFORMATION & SHARED SER	1004884556	KR 188210	10048845562021	5090027000	502:00:02	0.00	0.00	180.66	10/2/2020
	PY	9/25/2020	ARKPRO1435			7606239	YB 188230		5010001000	501:00:00	11,007.45	11,007.45	11,007.45	
	PY	9/25/2020	ARKPRO1435			7606239	YB 188230		5010005000	501:00:03	739.53	739.53	739.53	
	PY	9/25/2020	ARKPRO1435			7606239	YB 188230		5010006500	501:00:03	104.37	104.37	104.37	
	PY	9/25/2020	ARKPRO1435			7606239	YB 188230		5010007000	501:00:03	1,686.35	1,686.35	1,686.35	
2110142226	W	9/29/2020	ACC 8030052304	800001526	CITY OF LITTLE ROCK	1004887258	KR 188210	10048872582021	5040003000	502:00:02	158.93	61.83	61.83	
2110142226	W	9/29/2020	ACC 8030024305	800001526	CITY OF LITTLE ROCK	1004887270	KR 188210	10048872702021	5040003000	502:00:02	0	97.1	97.1	
											37,749.00	37,749.00	37,749.00	

5010001000 Regular Salaries Staff

August FY21

FOR period start date	For-period end date	Personnel Number	Name of Employee or Applicant	Wage Type	Amount	Posting document
7/26/2020	8/8/2020	84350	GRANT GRIGG	1251 Vaca	235.77	9803649
7/26/2020	8/8/2020	84350	GRANT GRIGG	1200 Regl	2,121.97	9803649
7/26/2020	8/8/2020	84350	GRANT GRIGG	/845 Total	0.00	9803649
			GRANT GRIGG		2,357.74	
7/26/2020	8/8/2020	1185	HEATHER N RICHARDSON	1265 Birth	297.74	9803649
7/26/2020	8/8/2020	1185	HEATHER N RICHARDSON	1252 Sick	27.91	9803649
7/26/2020	8/8/2020	1185	HEATHER N RICHARDSON	1251 Vaca	1,190.96	9803649
7/26/2020	8/8/2020	1185	HEATHER N RICHARDSON	1200 Regl	1,460.79	9803649
7/26/2020	8/8/2020	1185	HEATHER N RICHARDSON	/845 Total	0.00	9803649
			HEATHER N RICHARDSON		2,977.40	
7/26/2020	8/8/2020	7804	KEISHA L WRIGHT	/845 Total	0.00	9803649
7/26/2020	8/8/2020	7804	KEISHA L WRIGHT	1200 Regl	1,104.02	9803649
7/26/2020	8/8/2020	7804	KEISHA L WRIGHT	1251 Vaca	16.73	9803649
7/26/2020	8/8/2020	7804	KEISHA L WRIGHT	1251 Vaca	133.82	9803649
7/26/2020	8/8/2020	7804	KEISHA L WRIGHT	1251 Vaca	8.36	9803649
7/26/2020	8/8/2020	7804	KEISHA L WRIGHT	1252 Sick	75.27	9803649
			KEISHA L WRIGHT		1,338.20	
7/26/2020	8/8/2020	28444	LINDA S STONE	/845 Total	0.00	9803649
7/26/2020	8/8/2020	28444	LINDA S STONE	1200 Regl	1,658.84	9803649
7/26/2020	8/8/2020	28444	LINDA S STONE	1251 Vaca	87.31	9803649
			LINDA S STONE		1,746.15	
7/26/2020	8/8/2020	19356	MARILYN F SMITH	1252 Sick	85.86	9803649
7/26/2020	8/8/2020	19356	MARILYN F SMITH	1251 Vaca	62.44	9803649
7/26/2020	8/8/2020	19356	MARILYN F SMITH	1200 Regl	1,100.55	9803649
7/26/2020	8/8/2020	19356	MARILYN F SMITH	/845 Total	0.00	9803649
			MARILYN F SMITH		1,248.85	
7/26/2020	8/8/2020	28472	VIRGINIA S DAVIS	/845 Total	0.00	9803649
7/26/2020	8/8/2020	28472	VIRGINIA S DAVIS	1200 Regl	1,326.53	9803649
7/26/2020	8/8/2020	28472	VIRGINIA S DAVIS	1252 Sick	8.37	9803649
7/26/2020	8/8/2020	28472	VIRGINIA S DAVIS	1252 Sick	4.18	9803649
			VIRGINIA S DAVIS		1,339.08	
					11,007.42	
8/9/2020	8/22/2020	84350	GRANT GRIGG	1252 Sick	44.21	9823169
8/9/2020	8/22/2020	84350	GRANT GRIGG	1252 Sick	235.77	9823169
8/9/2020	8/22/2020	84350	GRANT GRIGG	1251 Vaca	235.77	9823169
8/9/2020	8/22/2020	84350	GRANT GRIGG	1251 Vaca	235.77	9823169
8/9/2020	8/22/2020	84350	GRANT GRIGG	1251 Vaca	235.77	9823169
8/9/2020	8/22/2020	84350	GRANT GRIGG	1251 Vaca	235.77	9823169
8/9/2020	8/22/2020	84350	GRANT GRIGG	1200 Regl	1,134.66	9823169
8/9/2020	8/22/2020	84350	GRANT GRIGG	1114 Care	1,200.00	9823169
8/9/2020	8/22/2020	84350	GRANT GRIGG	/845 Total	0.00	9823169
			GRANT GRIGG		3,557.72	
8/9/2020	8/22/2020	1185	HEATHER N RICHARDSON	/845 Total	0.00	9823169
8/9/2020	8/22/2020	1185	HEATHER N RICHARDSON	1200 Regl	2,921.58	9823169
8/9/2020	8/22/2020	1185	HEATHER N RICHARDSON	1251 Vaca	55.83	9823169
			HEATHER N RICHARDSON		2,977.41	
8/9/2020	8/22/2020	7804	KEISHA L WRIGHT	/845 Total	0.00	9823169
8/9/2020	8/22/2020	7804	KEISHA L WRIGHT	1200 Regl	1,154.20	9823169
8/9/2020	8/22/2020	7804	KEISHA L WRIGHT	1251 Vaca	133.82	9823169
8/9/2020	8/22/2020	7804	KEISHA L WRIGHT	1252 Sick	50.18	9823169
			KEISHA L WRIGHT		1,338.20	
8/9/2020	8/22/2020	28444	LINDA S STONE	/845 Total	0.00	9823169
8/9/2020	8/22/2020	28444	LINDA S STONE	1200 Regl	1,380.55	9823169
8/9/2020	8/22/2020	28444	LINDA S STONE	1251 Vaca	16.37	9823169
8/9/2020	8/22/2020	28444	LINDA S STONE	1252 Sick	174.62	9823169
8/9/2020	8/22/2020	28444	LINDA S STONE	1252 Sick	174.62	9823169
			LINDA S STONE		1,746.16	
8/9/2020	8/22/2020	19356	MARILYN F SMITH	1252 Sick	124.88	9823169
8/9/2020	8/22/2020	19356	MARILYN F SMITH	1200 Regl	1,123.96	9823169
8/9/2020	8/22/2020	19356	MARILYN F SMITH	/845 Total	0.00	9823169
			MARILYN F SMITH		1,248.84	
8/9/2020	8/22/2020	28472	VIRGINIA S DAVIS	/845 Total	0.00	9823169

8/9/2020 8/22/2020 28472 VIRGINIA S DAVIS 1200 Regl 1,238.65 9823169
 8/9/2020 8/22/2020 28472 VIRGINIA S DAVIS 1252 Sick 100.43 9823169

			VIRGINIA S DAVIS		1,339.08	
					12,207.41	

5010001000 Regular Salaries Staff

September FY21

FOR period start date	For-period end date	Personnel Number	Name of Employee or Applicant	Wage Type	Amount	Posting document
-----------------------	---------------------	------------------	-------------------------------	-----------	--------	------------------

8/23/2020	9/5/2020	84350	GRANT GRIGG	/845 Total	0.00	9845039
8/23/2020	9/5/2020	84350	GRANT GRIGG	1252 Sick	44.21	9845039
8/23/2020	9/5/2020	84350	GRANT GRIGG	1252 Sick	58.94	9845039
8/23/2020	9/5/2020	84350	GRANT GRIGG	1251 Vaca	235.77	9845039
8/23/2020	9/5/2020	84350	GRANT GRIGG	1200 Regl	2,018.82	9845039
			GRANT GRIGG		2,357.74	

8/23/2020	9/5/2020	1185	HEATHER N RICHARDSON	/845 Total	0.00	9845039
8/23/2020	9/5/2020	1185	HEATHER N RICHARDSON	1200 Regl	2,288.88	9845039
8/23/2020	9/5/2020	1185	HEATHER N RICHARDSON	1251 Vaca	297.74	9845039
8/23/2020	9/5/2020	1185	HEATHER N RICHARDSON	1251 Vaca	37.22	9845039
8/23/2020	9/5/2020	1185	HEATHER N RICHARDSON	1251 Vaca	55.83	9845039
8/23/2020	9/5/2020	1185	HEATHER N RICHARDSON	1251 Vaca	297.74	9845039
			HEATHER N RICHARDSON		2,977.41	

8/23/2020	9/5/2020	7804	KEISHA L WRIGHT	1200 Regl	602.19	9845039
8/23/2020	9/5/2020	7804	KEISHA L WRIGHT	1251 Vaca	535.28	9845039
8/23/2020	9/5/2020	7804	KEISHA L WRIGHT	1265 Birth	112.91	9845039
8/23/2020	9/5/2020	7804	KEISHA L WRIGHT	1251 Vaca	66.91	9845039
8/23/2020	9/5/2020	7804	KEISHA L WRIGHT	1251 Vaca	20.91	9845039
8/23/2020	9/5/2020	7804	KEISHA L WRIGHT	/845 Total	0.00	9845039
			KEISHA L WRIGHT		1,338.20	

8/23/2020	9/5/2020	28444	LINDA S STONE	1200 Regl	1,637.02	9845039
8/23/2020	9/5/2020	28444	LINDA S STONE	1251 Vaca	43.65	9845039
8/23/2020	9/5/2020	28444	LINDA S STONE	1251 Vaca	65.48	9845039
8/23/2020	9/5/2020	28444	LINDA S STONE	/845 Total	0.00	9845039
			LINDA S STONE		1,746.15	

8/23/2020	9/5/2020	19356	MARILYN F SMITH	1200 Regl	858.58	9845039
8/23/2020	9/5/2020	19356	MARILYN F SMITH	1251 Vaca	46.83	9845039
8/23/2020	9/5/2020	19356	MARILYN F SMITH	1251 Vaca	46.83	9845039
8/23/2020	9/5/2020	19356	MARILYN F SMITH	1252 Sick	46.83	9845039
8/23/2020	9/5/2020	19356	MARILYN F SMITH	1251 Vaca	124.88	9845039
8/23/2020	9/5/2020	19356	MARILYN F SMITH	1252 Sick	124.88	9845039
8/23/2020	9/5/2020	19356	MARILYN F SMITH	/845 Total	0.00	9845039
			MARILYN F SMITH		1,248.83	

8/23/2020	9/5/2020	28472	VIRGINIA S DAVIS	1252 Sick	46.03	9845039
8/23/2020	9/5/2020	28472	VIRGINIA S DAVIS	1252 Sick	92.06	9845039
8/23/2020	9/5/2020	28472	VIRGINIA S DAVIS	1252 Sick	29.29	9845039
8/23/2020	9/5/2020	28472	VIRGINIA S DAVIS	1252 Sick	8.37	9845039
8/23/2020	9/5/2020	28472	VIRGINIA S DAVIS	/845 Total	0.00	9845039
8/23/2020	9/5/2020	28472	VIRGINIA S DAVIS	1200 Regl	1,163.33	9845039
			VIRGINIA S DAVIS		1,339.08	
					11,007.41	

9/6/2020	9/19/2020	84350	GRANT GRIGG	1211 Holid	235.77	9864298
9/6/2020	9/19/2020	84350	GRANT GRIGG	1200 Regl	2,121.97	9864298
			GRANT GRIGG		2,357.74	

9/6/2020	9/19/2020	1185	HEATHER N RICHARDSON	1200 Regl	2,028.36	9864298
9/6/2020	9/19/2020	1185	HEATHER N RICHARDSON	1211 Holid	297.74	9864298
9/6/2020	9/19/2020	1185	HEATHER N RICHARDSON	1251 Vaca	297.74	9864298
9/6/2020	9/19/2020	1185	HEATHER N RICHARDSON	1251 Vaca	297.74	9864298
9/6/2020	9/19/2020	1185	HEATHER N RICHARDSON	1251 Vaca	55.83	9864298
9/6/2020	9/19/2020	1185	HEATHER N RICHARDSON	/845 Total	0.00	9864298
			HEATHER N RICHARDSON		2,977.41	

9/6/2020	9/19/2020	7804	KEISHA L WRIGHT	/845 Total	0.00	9864298
9/6/2020	9/19/2020	7804	KEISHA L WRIGHT	1252 Sick	33.46	9864298
9/6/2020	9/19/2020	7804	KEISHA L WRIGHT	1251 Vaca	33.46	9864298
9/6/2020	9/19/2020	7804	KEISHA L WRIGHT	1250 Holid	133.82	9864298
9/6/2020	9/19/2020	7804	KEISHA L WRIGHT	1200 Regl	1,137.48	9864298
			KEISHA L WRIGHT		1,338.22	

9/6/2020	9/19/2020	28444	LINDA S STONE	1211 Holid	174.62	9864298
9/6/2020	9/19/2020	28444	LINDA S STONE	1251 Vaca	523.85	9864298

Payroll Posting Report

Cost Center 188230

3.a.iv

9/6/2020	9/19/2020 28444	LINDA S STONE	1200 Regu	1,014.95	9864298
9/6/2020	9/19/2020 28444	LINDA S STONE	1252 Sick	32.74	9864298
9/6/2020	9/19/2020 28444	LINDA S STONE	/845 Total	0.00	9864298
		LINDA S STONE		1,746.16	
9/6/2020	9/19/2020 19356	MARILYN F SMITH	/845 Total	0.00	9864298
9/6/2020	9/19/2020 19356	MARILYN F SMITH	1252 Sick	15.61	9864298
9/6/2020	9/19/2020 19356	MARILYN F SMITH	1250 Holid	124.88	9864298
9/6/2020	9/19/2020 19356	MARILYN F SMITH	1252 Sick	31.22	9864298
9/6/2020	9/19/2020 19356	MARILYN F SMITH	1200 Regu	1,077.13	9864298
		MARILYN F SMITH		1,248.84	
9/6/2020	9/19/2020 28472	VIRGINIA S DAVIS	1250 Holid	100.01	9864298
9/6/2020	9/19/2020 28472	VIRGINIA S DAVIS	/845 Total	0.00	9864298
9/6/2020	9/19/2020 28472	VIRGINIA S DAVIS	1200 Regu	1,205.17	9864298
		VIRGINIA S DAVIS		1,339.08	
				11,007.45	

FY21 Period 0-3 September	Debit	Credit	Balance
1000236001 CJ ELS 0236 # 001	15,700.00	-15,700.00	0
1010103000 Petty Cash	200	-200	0
** Cash On Hand	15,900.00	-15,900.00	0
1100001000 Treasury	1,307,784.47	-135,875.07	1,171,909.40
1100001001 Treasury Outgoing	34,394.38	-38,760.96	-4,366.58
1100001003 Treasury EFT Out	2,141.68	-2,141.68	0
1100001005 Treasury Tnsfrs Out	101,622.36	-101,622.36	0
1100001006 Treasury Tnsfrs In	4,554.83	-4,554.83	0
* Cash Available to Spend	1,450,497.72	-282,954.90	1,167,542.82
1100001002 Treasury Incoming	19,009.41	-19,009.41	0
1100001004 Treasury EFT In	6,320,160.01	-6,320,160.01	0
* Deposits in Transit	6,339,169.42	-6,339,169.42	0
** Cash in State Treasury	7,789,667.14	-6,622,124.32	1,167,542.82
1100002000 Non-AASIS House Bank	8,933.00	-8,933.00	0
** Cash in Bank	8,933.00	-8,933.00	0
1120001000 Invest CD	313,868.78	-119,674.16	194,194.62
** Investments	313,868.78	-119,674.16	194,194.62
1130001000 Customer AR	3,200.00	0	3,200.00
** Customer Receivables	3,200.00	0	3,200.00
1140003100 Int Agy Due to/from	1,905.00	0	1,905.00
1140003300 Payroll Fund DT/DF	97,346.53	-97,346.53	0
** Interfund Receivable	99,251.53	-97,346.53	1,905.00
1160001000 Accrued Interest	2,762.03	-2,376.00	386.03
** Accrued Income	2,762.03	-2,376.00	386.03
1190002000 PP Exp - Accrual Eng	2,530.00	-2,530.00	0
1190002500 PP Exp - YE Accruals	11,953.77	0	11,953.77
** Pre-Paid Expenses	14,483.77	-2,530.00	11,953.77
1990110000 Land Improve (Mod)	69,366.19	0	69,366.19
1990130000 Buildings (Modified)	1,118,138.67	0	1,118,138.67
1990150000 Equipment (Modified)	27,733.97	-26,295.12	1,438.85
1990160000 Low Val Assets (Mod)	58,974.78	-6,363.23	52,611.55
1991100000 AUC (Modified)	46,525.72	-46,525.72	0
** Modified Accrual Fixed Assets	1,320,739.33	-79,184.07	1,241,555.26
1991320000 Land Improv FullCAFR	69,366.19	0	69,366.19
1991321000 Land Improv(FContra)	0	-69,366.19	-69,366.19
1991340000 Buildings Full CAFR	1,118,138.67	0	1,118,138.67
1991341000 Buildings (F Contra)	0	-1,118,138.67	-1,118,138.67
1991360000 Equipment Full CAFR	37,928.00	-36,489.15	1,438.85
1991361000 Equip. F Contra CAFR	10,194.03	-37,928.00	-27,733.97
1991370000 Low Val Asset (Full)	58,974.78	-12,726.46	46,248.32
1991371000 LVA (Full Contra)	0	-95,863.34	-95,863.34
1992100000 AC Dep Lnd Imp(Full)	0	-31,233.94	-31,233.94
1992300000 AC Dep Bldg(Full)	0	-300,634.26	-300,634.26
1992500000 AC Dep Equipmnt(Full)	29,700.58	-31,139.43	-1,438.85
1992600000 AC Dep LV Asset(Full)	12,726.46	-58,974.78	-46,248.32
** Full Accrual Fixed Assets	1,337,028.71	-1,792,494.22	-455,465.51
2110001000 Vendor AP	12,698.30	-12,698.30	0
2110001100 Vendor Accrued Liab	0	-1,754.64	-1,754.64
2110001102 Local Govt AP	518.08	-518.08	0
2111001000 GRIR Clearing	1,295,676.47	-1,295,676.47	0

** Accounts Payable	1,308,892.85	-1,310,647.49	-1,754.64
2110003000 Due To Other Funds	19,665.74	-19,665.74	0
2110004100 Inter Agency Due To	0	-4,558.09	-4,558.09
** Interfund Due-To	19,665.74	-24,223.83	-4,558.09
2112004000 Due to Other Gov.	0	-193.4	-193.4
** Due to Other Governments	0	-193.4	-193.4
2115006000 Acc Salary & Ben YE	0	-15,925.96	-15,925.96
** Payroll Liability	0	-15,925.96	-15,925.96
2120002300 UseSaleTax AP Offset	0	-3.73	-3.73
2120003091 02 Use Tax Payable	92.8	0	92.8
2120003099 Use Tax Payable Accr	28.58	-127.75	-99.17
** Due to Revenue	121.38	-131.48	-10.1
2130001100 Unearned Income	0	-493,040.00	-493,040.00
** Unearned Revenues	0	-493,040.00	-493,040.00
2115007000 Comp Ab Current	0	-5,026.48	-5,026.48
2230002000 NC Accr Comp Absence	0	-24,982.37	-24,982.37
** Accrued Leave	0	-30,008.85	-30,008.85
2890002000 DFRD INFLOW-REVENUES	3,200.00	-3,200.00	0
** Deferred Inflows of Resources	3,200.00	-3,200.00	0
3000000000 Fund Equity Clearing	974,759.50	-1,146,089.52	-171,330.02
3000002000 Fund Balance	44.44	-325,169.00	-325,124.56
3000004000 Net Asset Restricted	13,328.56	0	13,328.56
3900000000 Batch Input-Asset Ld	27,887.50	-10,194.03	17,693.47
3902100000 Inv GFA Lnd Imp (Mod	0	-69,366.19	-69,366.19
3902300000 Inv GFA Bldg (Mod)	0	-1,118,138.67	-1,118,138.67
3902500000 Inv GFA Equip (Mod)	26,295.12	-27,733.97	-1,438.85
3902600000 Inv GFA LVA(Modified	6,363.23	-58,974.78	-52,611.55
** Fund Balance	1,048,678.35	-2,755,666.16	-1,706,987.81
4041002000 APPLICATION FEES	0	-39,250.00	-39,250.00
4041005000 TESTING FEES	0	-900	-900
4041007000 RENEWAL FEE	0	-12,325.00	-12,325.00
4041028000 OTHER FEES	0	-1,050.00	-1,050.00
4041041000 REINSTATEMENT	0	-1,600.00	-1,600.00
** OR - Fees	0	-55,125.00	-55,125.00
4049003000 INTEREST DISTRIB	0	-1,737.70	-1,737.70
4049007000 INTEREST CERT. DEP.	0	-585.02	-585.02
** OR - Investment Revenue	0	-2,322.72	-2,322.72
5010001000 00 Regular Salaries	79,152.49	0	79,152.49
5010005000 03 FICA & Medic Exp	5,433.49	0	5,433.49
5010006000 03 Ben Ins Exp HAL	10,080.00	-2,520.00	7,560.00
5010006500 Agency Cost of ARCAP	634.38	0	634.38
5010007000 03 Retirement Exp	12,126.17	0	12,126.17
** Salary Expense	107,426.53	-2,520.00	104,906.53
5020002000 Telecomm Wired	484.11	0	484.11
5020003500 02 Connectivity	636.45	0	636.45
5020004000 Network Services Exp	80.25	0	80.25
5020004200 Internet Serv-Tech	6,247.08	0	6,247.08
5020004300 02 Server &Email Svc	510.66	0	510.66
5020005000 Freight	82.36	0	82.36
** Communication & Transp. of Commoditi	8,040.91	0	8,040.91
5030001000 Printing	110.27	0	110.27

Trial Balance

3.a.v

5030002000 Bind Copy Collate	1,539.51	0	1,539.51
** Printing & Advertising	1,649.78	0	1,649.78
5030005000 02-Bldg & Grds Maint	4,262.32	0	4,262.32
5030005100 Pest Control CI 02	413.11	0	413.11
5030008000 Office Equip Maint	209.28	0	209.28
** Repairing & Servicing	4,884.71	0	4,884.71
5040001000 Electricity	1,058.65	0	1,058.65
5040003000 Water & Sewage	518.08	0	518.08
5040003100 02 Water	52.29	0	52.29
5040007000 Rent of Office Equip	1,109.08	-71.48	1,037.60
5040008500 02 Rent-Data Proc Eq	285	0	285
5040011000 Other Rent & Leases	32.7	0	32.7
** Utilities & Rent	3,055.80	-71.48	2,984.32
5070001000 Surety Perform Bonds	27.6	0	27.6
5070003000 Bld Contents Ins	1,526.42	0	1,526.42
5070007000 Other Insurance	254.28	0	254.28
** Insurance & Bonds	1,808.30	0	1,808.30
5080002200 EFT PROCESSING FEES	2,067.20	0	2,067.20
5080009000 Janitorial Service	1,474.80	0	1,474.80
5080014100 Recycling Services	63.1	0	63.1
** Other Expenses & Services	3,605.10	0	3,605.10
5090006000 Office Supplies	996.16	-10.89	985.27
5090018000 Subscriptions Pubs	228	0	228
5090022000 02-Kit,Jan,House Sup	327.38	0	327.38
5090026300 02 Dsktop,Laptop,PDA	73.08	0	73.08
5090027000 Software/Licenses	541.98	0	541.98
** Commodities, Materials & Supplies	2,166.60	-10.89	2,155.71
5110002000 02 Other Refund/Reim	210	0	210
** Refunds, Taxes & Claims	210	0	210
5901020000 Depr Expense (Full)	10,500.19	0	10,500.19
** Depreciation/Amortization	10,500.19	0	10,500.19
6061003000 Inter-Agy Xfers Out	3,909.03	0	3,909.03
** Transfers In/Out	3,909.03	0	3,909.03
*** BALANCE	13,433,649.56	-13,433,649.56	0

Arkansas State Board of Licensure
For
Professional Engineers And Professional Surveyors
623 Woodlane Drive, Little Rock, Arkansas*
Agenda for November 10, 2020 Board meeting

1. 10:00 a.m. Call to order President Engstrom

2. Consent Agenda
 - a. Approve Minutes of September 15, 2020 meetings
 - b. Conditionally licensed registrants
 - i. PE Comity and Temporary Permits (with Model Law Engineer qualifications)
 - ii. EI's & SI's
 - iii. COA's
 - c. Director recommendations

3. Administrative Items
 - a. Financial Report for September 2020
 - b. AR Legislative Audit-FY2019 Assessment
 - c. Transformation-Labor and Licensing Update
 - d. Surveying Examination Committee Report
 - e. Zero Milestone-Nomination for AR Register of Historic Places
 - f. Establishing passing/acceptable score for October 23, 2020
 - g. AR State Specific Irregularity Report

4. Applicants/discuss applications lists
 - a. Applications recommended for discussion by the Director and items removed from sections 2.b. of the consent agenda

5. Complaint Committee Report Grant Grigg
 - a. Complaint Status Report
 - b. Case Management Statistics
 - c. Complaint Committee Consent Agenda
 - d. CPC Audit

6. Board Topics
 - a. Other Business (COVID-19, NCEES, Newsletter, etc.)
 - b. Next scheduled Board Meeting January 12, 2020 at 10:00 am

**The November 10, 2020 Board Meeting was held via ZOOM due to COVID-19 and the state restrictions on meetings.*