

Arkansas State Board of Licensure  
for Professional Engineers and Professional Surveyors  
Minutes – May 11, 2021

A meeting of The Board was convened at 9:10 in the offices of the Department of Labor and Licensing (900 West Capitol Avenue, Little Rock, Arkansas) by President Jim Engstrom. Members attending were Brian Moore, Tom Scott, David Beasley, Rod Williams, Lorie Tudor, Ivan Hoffman, and Kyle Salyer, and Don Perry. Others attending; Director Heather Richardson, Asst. Director Linda Stone, Chief Investigator Grant Grigg, and Attorney General's Office Agency Counsel, Sara Farris.

The Consent Agenda was reviewed with motion made (Beasley moved, Salyer seconded) and carried to:

- a. Approve – Meeting minutes of March 9, 2021 and April 28, 2021;
- b. Ratify – Attached lists of conditionally licensed P.E.'s, Temporary Permits (with Engineer Model Law Qualifications), E.I.'s, S.I.'s and C.O.A.'s;
- c. Accept the following Executive Director Recommendations,

Approve licensure,

An, Jichong	PE – C
Bradshaw, Monty Doyle	PE – C
Brock, Hunter Paul	PE – O
Deeks, Peter Charles	PE – C
Evans, Perry W.	PE – C
Falany, Curtis Edward	PE – C
Faris, Fady	PE – C
Gemperline, Mark C.	PE – C
Gualtieri, Antonio A.	PE – C
Hill, Reed A.	PE – O
Holt, James Jordan	PE – O, subject to passing the PE exam
Lancaster, Franklin David	PE – C
Martinez, M.H. Catalina	PE – C
Meier, Robert Wayne	PE – O, subject to passing the PE exam
Munasib, Sharthak	PE – O
Sridharan, Bala Sriram	PE – C

Deny licensure,

Nix, Jon Jerome PE – Comity, does not meet the current nor prior Rules of the Board.

The following administrative matters were discussed and/or acted upon:

Financial Reports (Cash Fund, Revenue Reconciliations, Z warrant Check Activity, Payroll Posting, and AASIS Trial Balance) for February and March 2021 were ratified by motion made (Salyer moved, Moore seconded) and carried;

Department of Labor and Licensing (ADLL) Report –

- The FY20 Legislative Audit of ADLL and our agency began September 4th-present.
- Tyler Cain was hired as the new CFO in March 2021
- Joint Budget approved the additional Appropriation request for salaries and matching in April 2021;

The Survey Exam Committee met on May 10, 2021 at 1:00pm via ZOOM;

Motion made (Scott moved, Hoffman seconded) and carried to approve and execute Richard Elgin's Arkansas Specific Surveying Exam Consultant Contract for the period July 1, 2021 – June 30, 2022.

AR State University Survey Programs to be approved;

- Associate of Applied Science (AAS) in Land Surveying and Geomatics is designated "approved by the Board" by motion made (Moore moved, William seconded) and carried.
- Bachelor of Science (BS) in Land Surveying and Geomatics is designated "approved by the Board" by motion made (Beasley moved, Moore seconded) and carried.
- Bachelor of Science in Civil Engineering (BSCE) with a Minor in Land Surveying and Geomatics programs, action was deferred by motion made (Moore moved, Beasley seconded) and carried. The Board requests AR State University identify the courses which will meet the 30 hours of surveying or surveying-related courses as required by Article 8.D.1.c. of the Rules of the Board.

Land Surveyor Advisory Board, motion made (Salyer moved, Scott seconded) and carried to reappoint Member Hoffman as the Board's Representative;

93rd General Assembly of 2021 – is on a 90-day recess.

Set acceptable scores for the April 2021 Arkansas State Specific Exam:

Part I – 79/114 points and above, motion made (Beasley moved, Moore seconded) and carried.

Part II – 109/164 points and above, motion made (Beasley moved, Moore seconded) and carried.

The Board acted upon the following applicants:

- Gargatte, Sucheta S. PE, Juvuala, Gopi PE, and Kateeb, Mo PE – Approve comity licensure, motion made (Moore moved, Beasley seconded) and carried.
- Babic, Rade PE (Temp #202102) – Approve comity licensure, motion made (Beasley moved, Salyer seconded) and carried (Engstrom opposed).
- Brown, Nicholas E. PE – Approve comity licensure, motion made (Salyer moved, Perry seconded) and carried.
- Campbell, David Dwane SI – Approve licensure, motion made (Hoffman moved, Beasley seconded) and carried.
- Dempster, Bradley A. PS – Approve comity licensure, subject to passing the AR State Specific Exam, motion made (Hoffman moved, Salyer seconded) and carried.
- Huxford, Brandon J. PE – Approve comity licensure, motion made (Beasley moved, Williams seconded) and carried (Moore opposed).
- Keys, Travis J. PE – Approve comity licensure, motion made (Beasley moved, Salyer seconded) and carried.
- Kiefer, Simon L. PS – Approve comity licensure, subject to passing the AR State Specific Exam, motion made (Hoffman moved, Beasley seconded) and carried.
- Kundi, Manish PE – Approve comity licensure, motion made (Beasley moved, Williams seconded) and carried (Engstrom opposed).
- Lacoste, Vincent D. PE – Approve comity licensure, motion made (Moore moved, Salyer seconded) and carried.
- LeBoeuf, Benson John PS – Defer, motion made (Hoffman moved, Beasley seconded) and carried, needs to clarify his experience.
- Lineham, Julian John Benedict PE – Approve comity licensure, motion made (Beasley moved, Williams seconded) and carried.
- Spellman, John J. PE – Approve comity licensure, motion made (Beasley moved, Williams seconded) and carried.


On behalf of the Complaint Committee, Mr. Grigg presented the following:


- Status of Complaints (attached).
- Case Management Statistics.
- Consent Agenda, motion made (Williams moved, Hoffman seconded) and carried (Salyer abstained) to accept the Committees recommendation;
  - 2020-05 The Complaint alleges the Respondent failed to meet the minimum standards in surveying – set for Administrative Hearing.
- CPC Audit – results were presented.

These Board Topics were discussed:

- NCEES Exams - Except for the 16-hour Structural exam, the last administration of the Paper and Pencil exams will be October 2021. All exams will be CBT by January 2022.
- On April 29, 2021 PELS experienced a cyber incident which was an unsuccessful attempt to break into PELS.
- Upcoming Meetings will be June 15, 2021 for an Administrative Hearing and the next Regular Board Meeting is July 13, 2021 at 10:00 am.
- Election of Officers for FY22:
  - President – Motion made (Moore moved, Perry seconded) and carried to elect Member Salyer.
  - Vice-President – Motion made (Moore moved, Hoffman seconded) and carried to elect Member Tudor.

Business being thus concluded the meeting adjourned at 1:30 pm.

  
\_\_\_\_\_  
Jim Engstrom, President  
July 15, 2021  
\_\_\_\_\_  
Date

  
\_\_\_\_\_  
Heather Richardson, Director  
7/15/2021  
\_\_\_\_\_  
Date

Agenda Items 2.a.i., 2.a.ii., 2.a.iii.

Tuesday, May 11, 2021

2.b.i - PE's, Temporary Permits (with Model Law Qualifications), & reinstatements

PE #	Last Name	First	Middle	Type	Comity State	Temp #
7806	Barrios	Richard	C.	PE - C	TX	0
8481	Short	Lesley	V.	PE - C	TX	0
10242	Bean	Faron	D.	PE - C	AL	0
16944	Rogers	Kevin	Michael	PE - C		
20078	Valdez	Ahmed	Khalid	PE - C		
20079	Hershey	Alexander	S.	PE - C		
20080	Hickey	Jason	Tyler	PE - C		
20081	Powers	William	Francis	PE - C		202103
20082	Richardson	James	Eugene	PE - C		
20083	Royster	Dorell	J.	PE - C		
20084	Halliday	Stephanie	Lynn	PE - C		
20085	Gustafson	Kristin	J.	PE - C		
20086	Kasl	Martin	D.	PE - C		
20087	Morgan	Kirk	Bennett	PE - C		
20088	Abbott	Megan	Leigh	PE - C		
20089	Sheaffer	Christopher	M.	PE - C		
20090	Scheffler	Jennifer	Dawn	PE - C		
20091	Drucker	Carol	J.	PE - C		
20092	Eisenhauer	Eric	P.	PE - C		
20093	Humphrey	Andrew	Frederic	PE - C		
20094	Jones	Chandous	E.	PE - C		
20095	Zarn	Cody	R.	PE - C		
20096	Edwards	Rockwood	J.	PE - C		
20097	Falkoff	Jacob	Israel	PE - C		
20098	Savage	Andrew	Lee	PE - C		
20099	Zager	Brian	Thomas	PE - C		
20100	Hoss	Shane	M.	PE - C		
20101	Babcock	Ian	Gallagher	PE - C		
20102	Lasseigne	Jacque	Gerard	PE - C		202105
20103	Paulchek	William	Robert	PE - C		
20104	Magaram	Brett	J.	PE - C		
20105	Wighard	Thomas		PE - C		
20106	Cox	William	Jeffrey	PE - C		
20107	Womack	Shane	Ryan	PE - C		
20108	Noren	Daniel	A.	PE - C		
20124	Wilkowski	Edward	Paul	PE - C		
20125	Gordon	Stephen	Curtis	PE - C		
20126	Ibrahim	Amjad	Farhat	PE - C		
20127	Arthur	Paul	Christopher	PE - C		
20128	George	Cody	T.	PE - C		
20129	Leffert	Donald	M.	PE - C		
20130	Mullen	Richard	P.	PE - C		
20131	Smith	Matthew	Russell	PE - C		
20132	Stone	Tyler	A.	PE - C		
20133	Thurmond	Matthew	Aaron	PE - C		
20134	Morrissey	David	J.	PE - C		

PE's Cont'd next page

Agenda Items 2.a.i., 2.a.ii., 2.a.iii.

20135	Fesdjian	Michael		PE - C	
20136	Engen	Austin	L.	PE - C	
20137	Frost	Dustin	C.	PE - C	
20138	Freshner	Zachary	David	PE - C	
20139	Duke	Randall	Terry	PE - C	
20140	Cisneros	George		PE - C	
20141	Clift	Charles	D.	PE - C	
20142	Aielli	Eric	M.	PE - C	
20143	Long	Andrew	Gatlin	PE - C	
20144	Campbell	Samuel	Page	PE - C	
20145	Donnes	Jacob	D.	PE - C	
20146	Mohamed	Elias	Abdelaziz	PE - C	
20147	Bazan-Arias	Norma	Catherine	PE - C	
20148	Easley	Theron	A.	PE - C	
20149	Boll	Aaron	D.	PE - C	
20150	Cowles	Jonathan	C.	PE - C	
20151	Partlow	Cody	A.	PE - C	
20152	King	Darren		PE - C	
20154	Beason	Ian		PE - C	
20155	Miller	Andrew	Michael	PE - C	
20156	Himmelwright	Eric	A.	PE - C	
20157	Tecci	Michael	A.	PE - C	
20158	Colarelli	John	Anthony	PE - C	
20159	Mazzei	Daniel	E.	PE - C	
20160	Tag	David	B.	PE - C	
20161	Maier	Marc	Patrick	PE - C	
20162	Blancett	John	M.	PE - C	
20163	Adams	Shane	Matthew	PE - C	
20164	Rockwell	Bruce	Milo	PE - C	
20166	Hardy	Kenneth	Wilfrid	PE - C	
20167	Deyerle	James	M	PE - C	
20168	Courtney	Val	Matthew	PE - C	
20169	Rankin	Kory	M.	PE - C	
20170	White	Cody	R.	PE - C	
20171	Boswell	Giancarlo	Massaro	PE - C	
20172	Reina	Michael	Paul	PE - C	
20173	Scheick	Jeffrey	Donald	PE - C	
20174	Compton	Brandon	T.	PE - C	
20175	Haukohl	Robert	C.	PE - C	
20176	Hammerberg	Richard	J.	PE - C	
20177	Lewis	Mary	E.	PE - C	
20178	Dugan	Timothy	Bryan	PE - C	
20179	Sestak	Alex		PE - C	202107
20182	Gill	John	W.	PE - C	
20183	Herndon	Hudson	T.	PE - C	
20184	Granich	William	A.	PE - C	
20185	Cramer	James	Joseph	PE - C	
20186	Buckner	Andrew	Zachery	PE - C	

PE's Cont'd next page

**Agenda Items 2.a.i., 2.a.ii., 2.a.iii.**

20187	Severin	Joseph	M.	PE - C		
20188	Hill	Matthew	Jacob	PE - C		
20189	Carr	Lucas	P.	PE - C		
20190	Barron	Ross	D.	PE - C		
20191	Bolduc	Arthur	Raynold	PE - C		
20192	Berglund	Andrew	Ragnar	PE - C		
20193	Visser	Charles	Arend	PE - C		
20194	Kottke	Richard	John	PE - C		
20195	Chinn	Michael	Blake	PE - C		
20196	Peck	Aaron	Benjamin	PE - C		
20197	Halsey	Mitchell	Scott	PE - C		
20198	Durham	Gregg	Thomas	PE - C		
20199	Parker	Jacob	A.	PE - C		
20200	Smelker	Douglas	Andrew	PE - C		
20201	Champagne	Michael	Kenneth	PE - C		

**2.b.ii - SI's & EI's**

Intern #	Last Name	First	Middle	Type
9296	Wittman	Kyle	Leslie	SI
9297	Hunter	Anna	Claire	SI
9298	Taylor	William	Andrew	EI
9299	Lasater	Abbie	L.	EI
9300	Miranda Pinzon	Esteban	Maclein	EI
9303	Zach	Bryan	M.	EI
9304	Salguero	Erik	Osvaldo	EI
9305	Edwards	Justin	Michael	EI
9306	Miller	Christopher	Nathan	EI
9307	Davin	Aryana	B.	EI
9308	Jacobs	Joshua	Thomas	EI
9309	O'Brien	Kelly		EI
9310	Becerra	Beatrice	A.	EI
9311	Conrad	Brandon	Phillip	EI

**2.b.iii - Reinstated & new COA's (Certificates of Authority)**

COA #	Company Name	Address	City	State	Zip	Type	AR PE/PS in CHG
1580	Geodesy Professional Services, LLC	1312 Dovecrest Rd	Memphis	TN	38134-7635	Survey	Josh Forsman PS #1515
1688	Design Surveys LLC	1237 Spruce Street	Eudora	KS	66025-8602	Survey	Harold Rodgers PS #1422
3079	Cameron-Cole, LLC	5777 Central ave., Ste. #200	Boulder	FL	80301-2829	Engineering	William Paulchek PE #20103
3475	Amteck LLC	1106 E Court St	Dyersburg	TN	38024-4807	Engineering	Wayne Boyd PE #10914
3901	Optimum Engineering Group, L.L.C.	15 Tulip Ln	Cabot	AR	72023-4003	Engineering	Jordan Patoka PE #19593
3902	Engineering Technologies, Inc.	825 M St Ste 200	Lincoln	NE	68508-2246	Engineering	Martin Kasl PE #20086
3903	SWCA, Incorporated	20 E Thomas Road	Phoenix	AZ	85012-3127	Engineering	Jeffrey Stovall PE #19390
3904	3P Certz	14090 Fryelands Blvd SE Ste 230	Monroe	WA	98272-2763	Engineering	Brian Kester PE #20071
3905	Global Dominion Access USA Corp	55 S Long Street	Williamsville	NY	14221-6622	Engineering	Michele Small PE #13285
3906	CREST Engineering & Construction, Inc	105 Cambridge Rd	Bethel Park	PA	15102-1709	Engineering	Craig Thompson PE #15847
3907	Andrew Humphrey Engineering, LLC	PO Box 18436	Golden	CO	80402-6040	Engineering	Andrew Humphrey PE #20093

**COA's Cont'd next page**

Agenda Items 2.a.i., 2.a.ii., 2.a.iii.

3908	LJB Inc.	2500 Newmark Dr	Miamisburg	OH	45342-5407	Engineering	James Lintz PE #18301
3909	PTM Engineered Foundation Construction, LLC	P.O. Box 860814	Shawnee	KS	66286-0814	Engineering	William Powers PE #20081
3910	Converge Engineering, LLC	5014 Kingsbridge Pass	Powder Springs	GA	30127-6919	Engineering	Guido Inoa Alvarez PE #15724
3911	Micucci Engineering, PC	265 South Little Tor Rd STE 207	New City	NY	10956-1613	Engineering	Edward Wilkowski PE #20124
3912	The Consulting Engineers Group-FL, Inc.	317 Wekiva Springs Road	Longwood	FL	32779-5950	Engineering	Paul Arthur PE #20127
3913	Halliwell Engineering Associates, Inc	865 Waterman Avenue	East Providence	RI	02914-1340	Engineering	Donald Leffert PE #20129
3914	Grover James engineering services, llc	2556 old highway 24	Hattiesburg	MS	39402-8217	Engineering	Jason Grover PE #12675
3915	GIS Engineering, LLC	P.O. Box 820	Galliano	LA	70354-0820	Engineering	Jacob Donnes PE #20145
3916	Culp & Tanner, Inc.	55 Independence Circle, Suite 201	Chico	CA	95973-4909	Engineering	Darren King PE #20152
3917	GFAC Texas, PLLC dba GFAC, PLLC	P. O. Box 472191	Tulsa	OK	74147-2191	Engineering	Brian Marick PE #16719

CI	Funds Ctr/CI Title	2021			Estm'd Salary Holding	FY21 Adjusted	Month												Total Expenditures	Commitments	Remaining Appropriation
		Appropriatn	Adjust-ments	Blocks			July	August	September	October	November	December	January	February	March	April	May	June			
00	Salaries	284,083	18,000	0	302,083	302,083	33,922.80	23,214.83	22,014.86	25,914.86	22,014.85	35,208.03	24,230.33	22,610.31	22,970.35	0.00	0.00	0.00	232,101.22	0.00	69,981.78
01	Extra Help	12,000	0	0	12,000	12,000	0.00	0.00	0.00	0.00	0.00	0.00	0.00	0.00	0.00	0.00	0.00	0.00	0.00	0.00	12,000.00
03	Matching	95,885	5,000	0	100,885	100,885	10,317.50	7,856.07	7,580.47	8,476.14	7,580.29	10,364.35	8,205.02	7,987.72	7,924.82	0.00	0.00	0.00	76,292.38	0.00	24,592.62
02	Operating Expense	208,649	0	0	208,649	208,649	12,051.73	5,133.43	8,153.67	10,077.32	1,784.97	13,214.85	29,135.10	6,344.21	11,389.68	0.00	0.00	0.00	97,284.96	620.26	110,743.78
09	Travel	10,227	0	0	10,227	10,227	0.00	0.00	0.00	0.00	0.00	0.00	0.00	0.00	0.00	0.00	0.00	0.00	0.00	0.00	10,227.00
10	Prof. Fees	7,144	0	0	7,144	7,144	0.00	0.00	0.00	3,470.00	0.00	0.00	0.00	0.00	0.00	0.00	0.00	0.00	3,470.00	0.00	3,674.00
Total		617,988	23,000	0	640,988	640,988	56,292.03	36,204.33	37,749.00	47,938.32	31,380.11	58,787.23	61,570.45	36,942.24	42,284.85	-	-	-	409,148.56	620.26	231,219.18

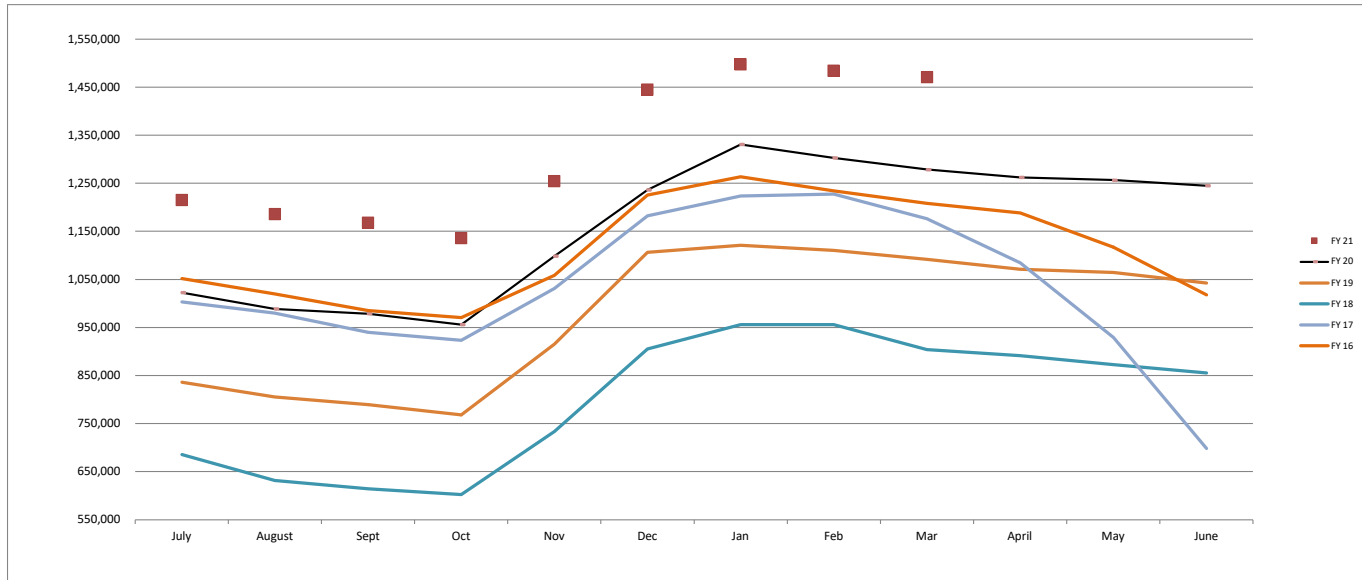
ARDLL Funding Transfer-Indirects	29,741.40	29,741.40	2,478.45	0.00	1,430.58	3,318.60	0.00	3,817.99	0.00	1,659.80	1,597.22	0.00	0.00	0.00	0.00	0.00	14,302.64	0.00	15,438.76
----------------------------------	-----------	-----------	----------	------	----------	----------	------	----------	------	----------	----------	------	------	------	------	------	-----------	------	-----------

Revenue:		July	August	Sept	Oct	Nov	Dec	Jan	Feb	Mar	April	May	June	Revenue year to date	Commitments:	
		AASIS Total w/Adjustments	16,720.00	16,275.00	20,160.00	17,960.00	166,320.00	297,710.00	53,705.00	24,930.00	26,930.00	-	-	-	-	\$640,710.00
4049003000 Interest-Treas	458.81	595.00	683.89	600.10	566.73	547.75	649.76	684.74	1,922.68	-	-	-	-	\$6,709.46	Lease	-
4049007000 Interest-CD's	30.00	555.02	-	30.34	67.55	-	30.53	67.59	-	-	-	-	-	\$781.05	Postage Meter	214.45
Total	17,208.81	17,425.02	20,843.89	18,590.44	166,954.28	298,257.75	54,385.31	25,682.33	28,852.68	-	-	-	-	\$648,200.51		620.26

Revenue/Expenditure	\$ (41,561.67)	\$ (18,779.31)	\$ (18,335.69)	\$ (32,666.48)	\$ 135,574.17	\$ 235,652.53	\$ (7,185.14)	\$ (12,919.71)	\$ (15,029.39)	\$ -	\$ -	\$ -	\$ -	\$ 224,749.31
---------------------	----------------	----------------	----------------	----------------	---------------	---------------	---------------	----------------	----------------	------	------	------	------	---------------

1120001000 CD's Balance	193,639.60	194,194.62	194,194.62	194,224.96	194,292.51	194,292.51	194,322.86	194,390.45	194,390.45	-	-	-	-
-------------------------	------------	------------	------------	------------	------------	------------	------------	------------	------------	---	---	---	---

	FY21	FY20	FY19	FY18	FY17	FY16
Cash in Treasury (Fund Balance) FY21	1,215,273.96	1,185,498.51	1,167,542.82	1,135,571.00	1,254,024.49	1,444,901.15
Cash in Treasury (Fund Balance) FY20	1,022,715.37	988,316.17	978,521.46	956,325.66	1,098,529.33	1,236,313.63
Cash in Treasury (Fund Balance) FY19	835,835.85	805,506.86	789,264.63	768,139.37	815,034.82	1,105,939.17
Cash in Treasury (Fund Balance) FY18	685,827.35	631,739.95	614,253.23	602,410.19	733,187.89	905,039.81
Cash in Treasury (Fund Balance) FY17	1,003,210.91	979,538.39	939,922.11	922,966.65	1,031,004.94	1,181,890.40
Cash in Treasury (Fund Balance) FY16	1,051,363.67	1,020,043.11	985,160.44	970,973.31	1,058,524.89	1,225,340.94



**Board of Licensure for Prof Engineers and Prof Surveyors (0236)**  
**FY21 Revenue Reconciliation for the Month ending February 2021**

**AASIS Revenue**

**Amounts**

Application Fees (4041002000)	\$ 16,375.00
Certificate Fees (4041004000)	\$ -
Testing Fees (4041005000)	\$ -
Renewal Fees (4041007000)	\$ 7,040.00
Other Fees (4041028000)	\$ 1,075.00
Fines and Penalties (1130001000)	\$ -
Reinstatement Fees (4041041000)	\$ 200.00
REFUND TO EXPENDITURE - CURRENT YEAR (5050018000)	\$ -

**AASIS Total:** \$ 24,690.00

**Adjustments**

PELS current month receipts posted in AASIS in subsequent (+)	3,785.00
PELS prior month receipts posted in AASIS in current (-)	(3,545.00)
AASIS current month receipts reversed in subsequent	0.00
AASIS prior month receipts reversed in current	0.00

**AASIS Balance Forward:** \$ 24,930.00

**PELS receipts**

Application Fees (4041002000)	\$ 17,000.00
Certificate Fees (4041004000)	\$ -
Testing Fees (4041005000)	\$ 100.00
Renewal Fees (4041007000)	\$ 6,155.00
Other Fees (4041028000)	\$ 1,375.00
Fines and Penalties (1130001000)	\$ -
Reinstatement Fees (4041041000)	\$ 300.00
Misc Revenue (6080001000)	\$ -

**PELS Balance Forward:** 24,930.00

**Overage/Shortage (AASIS Balance Forward / PELS Balance Forward):** \$ -

<b>Explanation for discrepancy:</b>



**Attachment: Financial Comparison AASIS to PELS:**

**February 2021**

*The information on this schedule accurately reflects the cash receipts that have been received and deposited by this agency during the stated month. The total receipts and total deposits have been reconciled to AASIS.*

*All figures noted on this report have been verified by reviewing the deposit register and trial balance for the stated month. Any discrepancies have been investigated and resolved.*

*All receipt numbers and licenses issued, have been accounted for. Any discrepancies have been investigated and resolved.*

 _____ Fiscal Support Analyst	3/12/2021 _____ Date
 _____ Executive Director	3/12/2021 _____ Date



FINANCIAL COMPARISON AASIS TO PELS

Febuary 2021		AASIS					PELS			Reconciliation	
AASIS Code	GL Acct	Current month receipts posted in subsequent	prior month receipts posted in current	Current month receipts reversed in subsequent	Prior month receipts reversed in current	AASIS Balance Forward	PELS Deposit Summary	PELS Balance Forward	AASIS Balance Forward	PELS Balance Forward	Overage /Shortage
		totals									
255	4041002000	16,375.00	2,400.00	(1,775.00)	0.00	0.00	17,000.00	17,000.00	17,000.00	17,000.00	0.00
257	4041004000	0.00	0.00	0.00	0.00	0.00	0.00	0.00	0.00	0.00	0.00
258	4041005000	0.00	100.00	0.00	0.00	0.00	100.00	100.00	100.00	100.00	0.00
260	4041007000	7,040.00	885.00	(1,770.00)	0.00	0.00	6,155.00	6,155.00	6,155.00	6,155.00	0.00
281	4041028000	1,075.00	300.00	0.00	0.00	0.00	1,375.00	1,375.00	1,375.00	1,375.00	0.00
539	4041041000	200.00	100.00	0.00	0.00	0.00	300.00	300.00	300.00	300.00	0.00
284	4042001000	0.00	0.00	0.00	0.00	0.00	0.00	0.00	0.00	0.00	0.00
586	4047099000	0.00	0.00	0.00	0.00	0.00	0.00	0.00	0.00	0.00	0.00
		24,690.00	3,785.00	(3,545.00)	0.00	0.00	24,930.00	24,930.00	24,930.00	24,930.00	0.00

Reconciling items

4041002000 4041004000 4041005000 4041007000 4041028000 4041041000

PELS items	PELS post date	AASIS Doc #	applications	certificate	exams	renewals	Temp	Reinstate	Totals
February posted in	2/25/2021	14743727	1200		100		390		1690
March	2/25/2021	52269037					175	100	275
	2/26/2021	52268876					200		200
	2/26_28/2021	14741654	1200				120	300	1620
									0
									0
									0
									0
									0
PELS receipts posted in Subsequent			2400	0	100	885	300	100	3785
January posted in	1/28/2021	14737223	900				555		1455
February	01/29_31/2021	14737224	875				1215		2090
									0
									0
									0
									0
									0
									0
PELS receipts posted from prior			1775	0	0	1770	0 #	0	3545

**Board of Licensure for Prof Engineers and Prof Surveyors (0236)  
FY21 Revenue Reconciliation for the Month ending March 2021**

AASIS Revenue

	<u>Amounts</u>
Application Fees (4041002000)	\$ 18,525.00
Certificate Fees (4041004000)	\$ -
Testing Fees (4041005000)	\$ 400.00
Renewal Fees (4041007000)	\$ 3,680.00
Other Fees (4041028000)	\$ 2,400.00
Fines and Penalties (1130001000)/(PELS GL4042001000)	\$ 3,200.00
Reinstatement Fees (4041041000)	\$ 600.00
REFUND TO EXPENDITURE - CURRENT YEAR (5050018000)	\$ -
<b>AASIS Total:</b>	<b>\$ 28,805.00</b>

Adjustments

PELS current month receipts posted in AASIS in subsequent (+)	1,910.00
PELS prior month receipts posted in AASIS in current (-)	(3,785.00)
AASIS current month receipts reversed in subsequent	0.00
AASIS prior month receipts reversed in current	0.00
<b>AASIS Balance Forward:</b>	<b>\$ 26,930.00</b>

PELS receipts

Application Fees (4041002000)	\$ 17,275.00
Certificate Fees (4041004000)	\$ -
Testing Fees (4041005000)	\$ 300.00
Renewal Fees (4041007000)	\$ 3,155.00
Other Fees (4041028000)	\$ 2,400.00
Fines and Penalties (4042001000)/(AASIS GL1130001000)	\$ 3,200.00
Reinstatement Fees (4041041000)	\$ 600.00
Misc Revenue (6080001000)	\$ -
<b>PELS Balance Forward:</b>	<b>26,930.00</b>

**Overage/Shortage (AASIS Balance Forward / PELS Balance Forward):** \$ -



**Explanation for discrepancy:**

**Attachment: Financial Comparison AASIS to PELS: March 2021**

*The information on this schedule accurately reflects the cash receipts that have been received and deposited by this agency during the stated month. The total receipts and total deposits have been reconciled to AASIS.*

*All figures noted on this report have been verified by reviewing the deposit register and trial balance for the stated month. Any discrepancies have been investigated and resolved.*

*All receipt numbers and licenses issued have been accounted for. Any discrepancies have been investigated and resolved.*

 _____ Fiscal Support Analyst	4/9/2021 _____ Date
 _____ Executive Director	4/9/2021 _____ Date

FINANCIAL COMPARISON AASIS TO PELS

March 2021		AASIS					PELS			Reconciliation		
AASIS Code	GL Acct	totals	Current month receipts posted in subsequent	prior month receipts posted in current	Current month receipts reversed in subsequent	Prior month receipts reversed in current	AASIS Balance Forward	PELS Deposit Summary	PELS Balance Forward	AASIS Balance Forward	PELS Balance Forward	Overage /Shortage
255	4041002000	18,525.00	1,150.00	(2,400.00)	0.00	0.00	17,275.00	17,275.00	17,275.00	17,275.00	17,275.00	0.00
257	4041004000	0.00	0.00	0.00	0.00	0.00	0.00	0.00	0.00	0.00	0.00	0.00
258	4041005000	400.00	0.00	(100.00)	0.00	0.00	300.00	300.00	300.00	300.00	300.00	0.00
260	4041007000	3,680.00	360.00	(885.00)	0.00	0.00	3,155.00	3,155.00	3,155.00	3,155.00	3,155.00	0.00
281	4041028000	2,400.00	300.00	(300.00)	0.00	0.00	2,400.00	2,400.00	2,400.00	2,400.00	2,400.00	0.00
539	4041041000	600.00	100.00	(100.00)	0.00	0.00	600.00	600.00	600.00	600.00	600.00	0.00
284	1130001000	3,200.00	0.00	0.00	0.00	0.00	3,200.00	3,200.00	3,200.00	3,200.00	3,200.00	0.00
586	4047099000	0.00	0.00	0.00	0.00	0.00	0.00	0.00	0.00	0.00	0.00	0.00
		<b>28,805.00</b>	<b>1,910.00</b>	<b>(3,785.00)</b>	<b>0.00</b>	<b>0.00</b>	<b>26,930.00</b>	<b>26,930.00</b>	<b>26,930.00</b>	<b>26,930.00</b>	<b>26,930.00</b>	<b>0.00</b>

Reconciling items

4041002000 4041004000 4041005000 4041007000 4041028000 4041041000

PELS items	PELS post date	AASIS Doc #	applications	certificate	exams	renewals	Temp	Reinstate	Totals
March posted in	3/30/2021	14747980	800				150		950
April	3/31/2021	52272084	150			200	150	100	600
	3/31/2021	14748069	200			160			360
									0
									0
									0
									0
									0
									0
									0
									0
PELS receipts posted in Subsequent			1150	0	0	360	300	100	1910
February posted in	2/25/2021	14743727	1200		100	390			1690
March	2/25/2021	52269037				175		100	275
	2/26/2021	52268876				200			200
	2/26_28/2021	14741654	1200			120	300		1620
									0
									0
									0
									0
									0
PELS receipts posted from prior			2400	0	100	885	300 #	100	3785

February FY21

Warrant	Pay Meth	Print Date	Reference	Vendor	Vendor Name	Source Doc	Doc Type	Cost Ctr	Assignment #	G/L Acct	Commitment Item	Warrant Amount	Invoice Amount	Line Amount	Cashed Date
2120346117	E	2/2/2021	INV 3839902	100075795	CLEAR MOUNTAIN REFRESHMENT SERVICE	1004941408	KR	188210	10049414082021	5040003100	502:00:02	37.04	26.14	26.14	2/4/2021
2120346117	E	2/2/2021	INV 3851392	100075795	CLEAR MOUNTAIN REFRESHMENT SERVICE	1004941415	KR	188210	10049414152021	5040011000	502:00:02	0.00	10.90	10.90	2/4/2021
2110302275	W	2/2/2021	INV 18686110	9999140004	DEPT OF TRANSFORMATION & SHARED SER	1004941427	KR	188230	10049414272021	5010006000	501:00:03	2,700.00	2,700.00	2,700.00	2/11/2021
2110301702	W	2/2/2021	INV SH416149A	1001799999	SHARP ELECTRONICS CORP	51483373	RE	188210	514833732021	5040007000	502:00:02	283.33	202.90	202.90	2/19/2021
2110301702	W	2/2/2021	INV SH4161498	1001799999	SHARP ELECTRONICS CORP	1004941455	KR	188210	10049414552021	5030001000	502:00:02	0.00	80.43	80.43	2/19/2021
2110301238	W	2/2/2021	INV 27616	100002077	BRW INCORPORATED CITIES	1004941499	KR	188210	10049414992021	5080009000	502:00:02	491.60	491.60	491.60	2/24/2021
	PT	2/3/2021	1004860916			10853719	ZE	188210		5030005000	502:00:02	751.56	751.56	751.56	
	PT	2/3/2021	1004860916			10853719	ZE	188230		5030005000	502:00:02	751.56	751.56	751.56	
	PT	2/3/2021	1004860894			10853720	ZE	188210		5040003000	502:00:02	103.92	103.92	103.92	
	PT	2/3/2021	1004860894			10853720	ZE	188230		5040003000	502:00:02	103.92	103.92	103.92	
	PT	2/3/2021	1004860676			10853721	ZE	188210		5080014100	502:00:02	63.10	63.10	63.10	
	PT	2/3/2021	1004860676			10853721	ZE	188230		5080014100	502:00:02	63.10	63.10	63.10	
2110303404	W	2/3/2021	INV 64649	100178352	HORTICARE & ASSOCIATES INCORPORATIO	1004942192	KR	188210	10049421922021	5030005000	502:00:02	408.75	408.75	408.75	2/12/2021
2110302957	W	2/3/2021	REIMBURS T-1	2027991	VIRGINIA S DAVIS	1004942188	KR	188210	1004942188	5050001000	502:00:02	15.88	15.88	15.88	4/5/2021
2110309621	W	2/8/2021	REFUND	W023601	Anthony J Hopson	1004943985	KR	188210		5110002000	502:00:02	150.00	150.00	150.00	
2110307004	W	2/7/2021	INV 4391802	100157816	ARKANSAS INFORMATION CONSORTIUM LLC	1004943713	KR	188210	10049437132021	5080002200	502:00:02	1,900.30	1,900.30	1,900.30	2/17/2021
2110311401	W	2/9/2021	REFUND	W023601	Sean M. Shea	1004944935	KR	188210		5110002000	502:00:02	150.00	150.00	150.00	3/4/2021
2110316739	W	2/15/2021	REFUND	W023601	Andrew P Valente	1004945854	KR	188210		5110002000	502:00:02	50.00	50.00	50.00	
2110314167	W	2/10/2021	WRK COMP PREM TX	9903900001	ARKANSAS WORKERS COMPENSATION COMMI	1004945399	KR	188230	10049453992021	5010010000	501:00:03	90.52	90.52	90.52	3/4/2021
	PY	2/12/2021	ARKPRO1405			7661655	YB	188230		5010001000	501:00:00	11,305.17	11,305.17	11,305.17	
	PY	2/12/2021	ARKPRO1405			7661655	YB	188230		5010005000	501:00:03	757.48	757.48	757.48	
	PY	2/12/2021	ARKPRO1405			7661655	YB	188230		5010006500	501:00:03	109.17	109.17	109.17	
	PY	2/12/2021	ARKPRO1405			7661655	YB	188230		5010007000	501:00:03	1,731.95	1,731.95	1,731.95	
2110323852	W	2/24/2021	INV 6263219201-6	9904700001	DEPT OF TRANSFORMATION & SHARED SER	1004948296	KR	188210	10049482962021	5020003500	502:00:02	2,745.57	2,745.57	212.15	3/12/2021
2110323852	W	2/24/2021	INV 6263219201-6	9904700001	DEPT OF TRANSFORMATION & SHARED SER	1004948296	KR	188210	10049482962021	5020002000	502:00:02	0.00	0.00	160.43	3/12/2021
2110323852	W	2/24/2021	INV 6263219201-6	9904700001	DEPT OF TRANSFORMATION & SHARED SER	1004948296	KR	188210	10049482962021	5020004200	502:00:02	0.00	0.00	1,900.00	3/12/2021
2110323852	W	2/24/2021	INV 6263219201-6	9904700001	DEPT OF TRANSFORMATION & SHARED SER	1004948296	KR	188210	10049482962021	5020004300	502:00:02	0.00	0.00	170.22	3/12/2021
2110323852	W	2/24/2021	INV 6263219201-6	9904700001	DEPT OF TRANSFORMATION & SHARED SER	1004948296	KR	188210	10049482962021	5020004000	502:00:02	0.00	0.00	27.11	3/12/2021
2110323852	W	2/24/2021	INV 6263219201-6	9904700001	DEPT OF TRANSFORMATION & SHARED SER	1004948296	KR	188210	10049482962021	5090027000	502:00:02	0.00	0.00	180.66	3/12/2021
2110323852	W	2/24/2021	INV 6263219201-6	9904700001	DEPT OF TRANSFORMATION & SHARED SER	1004948296	KR	188210	10049482962021	5040008500	502:00:02	0.00	0.00	95.00	3/12/2021
2110325995	W	2/25/2021	ACC 8030024305	800001526	CITY OF LITTLE ROCK	1004949608	KR	188210	10049496082021	5040003000	502:00:02	111.74	98.94	98.94	3/8/2021
2110325995	W	2/25/2021	ACC 8030052304	800001526	CITY OF LITTLE ROCK	1004949616	KR	188210	10049496162021	5040003000	502:00:02	0.00	12.80	12.80	3/8/2021
	PY	2/26/2021	ARKPRO1188			7667031	YB	188230		5010001000	501:00:00	11,305.14	11,305.14	11,305.14	
	PY	2/26/2021	ARKPRO1188			7667031	YB	188230		5010005000	501:00:03	757.49	757.49	757.49	
	PY	2/26/2021	ARKPRO1188			7667031	YB	188230		5010006500	501:00:03	109.17	109.17	109.17	
	PY	2/26/2021	ARKPRO1188			7667031	YB	188230		5010007000	501:00:03	1,731.94	1,731.94	1,731.94	
											36,942.24	36,942.24	36,942.24		

March FY21

Warrant	Pay Meth	Print Date	Reference	Vendor	Vendor Name	Source Doc	Doc Type	Cost Ctr	Assignment #	G/L Acct	Commitment Item	Warrant Amount	Invoice Amount	Line Amount	Cashed Date
2120381917	E	3/2/2021	INV 3849839	100075795	CLEAR MOUNTAIN REFRESHMENT SERVICE	1004951924	KR	188210	10049519242021	5040003100	502:00:02	43.78	32.88	32.88	3/4/2021
2120381917	E	3/2/2021	INV 3860302	100075795	CLEAR MOUNTAIN REFRESHMENT SERVICE	1004951927	KR	188210	10049519272021	5040011000	502:00:02	0.00	10.90	10.90	3/4/2021
2110331842	W	3/2/2021	INV 18688541	9999140004	DEPT OF TRANSFORMATION & SHARED SER	1004951919	KR	188230	10049519192021	5010006000	501:00:03	2,700.00	2,700.00	2,700.00	3/15/2021
2110332409	W	3/2/2021	REFUND	W023601	Rafsan Rafi	1004951935	KR	188210		5110002000	502:00:02	50.00	50.00	50.00	3/10/2021
2120386731	A	3/4/2021	236021620210100	100241076	BANK OF AMERICA NA	8043509121	ZY	188210	5405820010397070	5090022000	502:00:02	243.98	243.98	51.00	3/8/2021
2120386731	A	3/4/2021	236021620210100	100241076	BANK OF AMERICA NA	8043509121	ZY	188210	5405820010397070	5090006000	502:00:02	0.00	0.00	192.98	3/8/2021
2110334551	W	3/4/2021	INV 64873	100178352	HORTICARE & ASSOCIATES INCORPORATIO	1004953391	KR	188210	10049533912021	5030005000	502:00:02	408.75	408.75	408.75	3/15/2021
2110336540	W	3/7/2021	INV 5H426619A	1001799999	SHARP ELECTRONICS CORP	1004953405	KR	188210	10049534052021	5030001000	502:00:02	0.00	65.29	65.29	3/17/2021
2110334133	W	3/4/2021	INV 27789	100002077	BRW INCORPORATED CITIES	1004953394	KR	188210	10049533942021	5080009000	502:00:02	491.60	491.60	491.60	3/23/2021
2110336540	W	3/7/2021	INV 5H426619	1001799999	SHARP ELECTRONICS CORP	51495370	RE	188210	514953702021	5040007000	502:00:02	268.19	202.90	202.90	3/17/2021
2110339439	W	3/8/2021	REFUND	W023601	Paul C. Arthur	1004954671	KR	188210		5110002000	502:00:02	150.00	150.00	150.00	
2110343949	W	3/10/2021	INV 415004077151	100061983	ENTERGY ARKANSAS INC	1004955449	KR	188210	10049554492021	5040001000	502:00:02	347.79	347.79	347.79	3/22/2021
2110344323	W	3/10/2021	INV N8753780	100220903	QUADIENT LEASING USA INC	51497878	RE	188210	514978782021	5040007000	502:00:02	214.45	214.45	214.45	3/24/2021
2110362771	W	3/11/2021	INV CI-00010679	9901350028	UNIVERSITY OF ARKANSAS	1004956555	KR	188210	10049565552021	5030002000	502:00:02	557.02	557.02	557.02	3/22/2021
2110386253	W	3/14/2021	INV 4442438	100157816	ARKANSAS INFORMATION CONSORTIUM LLC	1004956758	KR	188210	10049567582021	5080002200	502:00:02	836.40	836.40	836.40	3/23/2021
	PY	3/12/2021	ARKPRO1364			7672565	YB	188230		5010001000	501:00:00	11,305.17	11,305.17	11,305.17	
	PY	3/12/2021	ARKPRO1364			7672565	YB	188230		5010005000	501:00:03	757.51	757.51	757.51	
	PY	3/12/2021	ARKPRO1364			7672565	YB	188230		5010006500	501:00:03	109.17	109.17	109.17	

ZWarrant Report

Board of Licensure for PE's/PS's  
Agency 236 Fund NES0000 Fund Ctr 857

PY	DATE	DESCRIPTION	AGENCY	AMOUNT	TYPE	FUND	CTR	AMOUNT	DATE	AMOUNT	DATE	AMOUNT
	3/12/2021	ARKPR01364		7672565	YB	188230		5010007000	501:00:03	1,731.95	1,731.95	1,731.95
2110427362	W	3/15/2021 REFUND	W023601 Randall Terry Duke	1004957373	KR	188210		5110002000	502:00:02	150.00	150.00	150.00
2110433357	W	3/16/2021 REFUND	W023601 Samuel P. Campbell	1004957793	KR	188210		5110002000	502:00:02	75.00	75.00	75.00
2120598071	E	3/16/2021 INV 3850297	100075795 CLEAR MOUNTAIN REFRESHMENT SERVICE	1004958114	KR	188210	10049581142021	5040003100	502:00:02	18.39	18.39	18.39
2110427847	W	3/16/2021 NOTARY BOND	100009897 NOTARY SERVICES & BONDING AGENCY IN	1004958009	KR	188210	10049580092021	5070001500	502:00:02	69.95	69.95	69.95
2110439581	W	3/18/2021 REFUND	W023601 Daniel Mazzei	1004959303	KR	188210		5110002000	502:00:02	150.00	150.00	150.00
2110437131	W	3/18/2021 INV629071901-701	9904700001 DEPT OF TRANSFORMATION & SHARED SER	1004959308	KR	188210	10049593082021	5020003500	502:00:02	1,985.19	1,985.19	212.15
2110437131	W	3/18/2021 INV629071901-701	9904700001 DEPT OF TRANSFORMATION & SHARED SER	1004959308	KR	188210	10049593082021	5040008500	502:00:02	0.00	0.00	95.00
2110437131	W	3/18/2021 INV629071901-701	9904700001 DEPT OF TRANSFORMATION & SHARED SER	1004959308	KR	188210	10049593082021	5020002000	502:00:02	0.00	0.00	160.03
2110437131	W	3/18/2021 INV629071901-701	9904700001 DEPT OF TRANSFORMATION & SHARED SER	1004959308	KR	188210	10049593082021	5020004200	502:00:02	0.00	0.00	1,140.00
2110437131	W	3/18/2021 INV629071901-701	9904700001 DEPT OF TRANSFORMATION & SHARED SER	1004959308	KR	188210	10049593082021	5020004300	502:00:02	0.00	0.00	170.22
2110437131	W	3/18/2021 INV629071901-701	9904700001 DEPT OF TRANSFORMATION & SHARED SER	1004959308	KR	188210	10049593082021	5020004000	502:00:02	0.00	0.00	27.13
2110437131	W	3/18/2021 INV629071901-701	9904700001 DEPT OF TRANSFORMATION & SHARED SER	1004959308	KR	188210	10049593082021	5090027000	502:00:02	0.00	0.00	180.66
2110453181	W	3/22/2021 REFUND	W023601 Lesley Vance Short	1004959818	KR	188210		5110002000	502:00:02	350.00	350.00	350.00
2110449714	W	3/22/2021 INV 2021141	100030829 JAY STANLEY & ASSOCIATES	51503755	RE	188210	515037552021	1990160000	502:00:02	3,643.88	3,643.88	3,643.88
2110450238	W	3/22/2021 INV 65001	100178352 HORTICARE & ASSOCIATES INCORPORATIO	1004960576	KR	188210	10049605762021	5030005000	502:00:02	174.40	174.40	174.40
2110449884	W	3/22/2021 INV445003937136	100061983 ENTERGY ARKANSAS INC	1004960622	KR	188210	10049606222021	5040001000	502:00:02	335.68	335.68	335.68
2110449717	W	3/22/2021 INV 687365	100031379 CURRYS TERMITES & PEST CONTROL OF	1004960579	KR	188210	10049605792021	5030005100	502:00:02	78.48	78.48	78.48
2110454284	W	3/23/2021 INV SH31688	100179999 SHARP ELECTRONICS CORP	51504075	RE	188210	515040752021	5040007000	502:00:02	222.71	202.90	202.90
2110454284	W	3/23/2021 INV SH31688 A	100179999 SHARP ELECTRONICS CORP	1004961170	KR	188210	10049611702021	5030001000	502:00:02	0.00	19.81	19.81
2110477756	W	3/30/2021 INV 818682086	100216014 SHRED-IT US JV LLC	1004962302	KR	188210	10049623022021	5080014100	502:00:02	72.30	72.30	72.30
2110482257	W	3/30/2021 REFUND	W023601 John W. Gill	1004962305	KR	188210		5110002000	502:00:02	150.00	150.00	150.00
2110482258	W	3/30/2021 REFUND-HAMMERBER	W023601 Richard Hammerberg	1004962317	KR	188210		5110002000	502:00:02	150.00	150.00	150.00
2110478037	W	3/30/2021 NOTARY	9900630001 ARKANSAS SECRETARY OF STATE	1004963053	KR	188210	10049630532021	5080040000	502:00:02	20.00	20.00	20.00
PY		3/26/2021 ARKPR01346		7678118	YB	188230		5010001000	501:00:00	11,305.18	11,305.18	11,305.18
PY		3/26/2021 ARKPR01346		7678118	YB	188230		5010001900	501:00:00	360	360	360.00
PY		3/26/2021 ARKPR01346		7678118	YB	188230		5010005000	501:00:03	785.07	785.07	785.07
PY		3/26/2021 ARKPR01346		7678118	YB	188230		5010006500	501:00:03	109.17	109.17	109.17
PY		3/26/2021 ARKPR01346		7678118	YB	188230		5010007000	501:00:03	1,731.95	1,731.95	1,731.95
2110478008	W	3/30/2021 NOTARY	800001239 PULASKI COUNTY	1004963599	KR	188210	10049635992021	5080040000	502:00:02	20	20	20
2110483424	W	3/31/2021 ACC 8030024305	800001526 CITY OF LITTLE ROCK	1004964609	KR	188210	10049646092021	5040003000	502:00:02	111.74	98.94	98.94
2110483424	W	3/31/2021 ACC 8060052304	800001526 CITY OF LITTLE ROCK	1004964610	KR	188210	10049646102021	5040003000	502:00:02	0	12.8	12.8
										42,284.85	42,284.85	42,284.85

**5010001000 Regular Salaries Staff**

**February FY21**

FOR period start date	For-period end date	Personnel Number	Name of Employee or Applicant	Wage Type	Amount	Posting document
1/24/2021	2/6/2021	84350	GRANT GRIGG	1251 Vaca	117.89	10058566
1/24/2021	2/6/2021	84350	GRANT GRIGG	1200 Regu	2,239.86	10058566
1/24/2021	2/6/2021	84350	GRANT GRIGG	/845 Total	0.00	10058566
			<b>GRANT GRIGG</b>		<b>2,357.75</b>	
1/24/2021	2/6/2021	1185	HEATHER N RICHARDSON	/845 Total	0.00	10058566
1/24/2021	2/6/2021	1185	HEATHER N RICHARDSON	1200 Regu	2,947.63	10058566
1/24/2021	2/6/2021	1185	HEATHER N RICHARDSON	1251 Vaca	327.51	10058566
			<b>HEATHER N RICHARDSON</b>		<b>3,275.14</b>	
1/24/2021	2/6/2021	7804	KEISHA L WRIGHT	/845 Total	0.00	10058566
1/24/2021	2/6/2021	7804	KEISHA L WRIGHT	1200 Regu	1,304.75	10058566
1/24/2021	2/6/2021	7804	KEISHA L WRIGHT	1251 Vaca	33.46	10058566
			<b>KEISHA L WRIGHT</b>		<b>1,338.21</b>	
1/24/2021	2/6/2021	28444	LINDA S STONE	1252 Sick	10.91	10058566
1/24/2021	2/6/2021	28444	LINDA S STONE	1252 Sick	10.91	10058566
1/24/2021	2/6/2021	28444	LINDA S STONE	1252 Sick	174.62	10058566
1/24/2021	2/6/2021	28444	LINDA S STONE	1251 Vaca	81.85	10058566
1/24/2021	2/6/2021	28444	LINDA S STONE	1251 Vaca	21.83	10058566
1/24/2021	2/6/2021	28444	LINDA S STONE	1200 Regu	1,446.03	10058566
1/24/2021	2/6/2021	28444	LINDA S STONE	/845 Total	0.00	10058566
			<b>LINDA S STONE</b>		<b>1,746.15</b>	
1/24/2021	2/6/2021	19356	MARILYN F SMITH	/845 Total	0.00	10058566
1/24/2021	2/6/2021	19356	MARILYN F SMITH	1200 Regu	1,123.96	10058566
1/24/2021	2/6/2021	19356	MARILYN F SMITH	1252 Sick	124.88	10058566
			<b>MARILYN F SMITH</b>		<b>1,248.84</b>	
1/24/2021	2/6/2021	28472	VIRGINIA S DAVIS	/845 Total	0.00	10058566
1/24/2021	2/6/2021	28472	VIRGINIA S DAVIS	1200 Regu	485.42	10058566
1/24/2021	2/6/2021	28472	VIRGINIA S DAVIS	1252 Sick	20.92	10058566
1/24/2021	2/6/2021	28472	VIRGINIA S DAVIS	1252 Sick	133.91	10058566
1/24/2021	2/6/2021	28472	VIRGINIA S DAVIS	1252 Sick	100.43	10058566
1/24/2021	2/6/2021	28472	VIRGINIA S DAVIS	1252 Sick	133.91	10058566
1/24/2021	2/6/2021	28472	VIRGINIA S DAVIS	1252 Sick	62.77	10058566
1/24/2021	2/6/2021	28472	VIRGINIA S DAVIS	1252 Sick	401.72	10058566
			<b>VIRGINIA S DAVIS</b>		<b>1,339.08</b>	
					<b>11,305.17</b>	
FOR period start date	For-period end date	Personnel Number	Name of Employee or Applicant	Wage Type	Amount	Posting document
2/7/2021	2/20/2021	84350	GRANT GRIGG	1275 Direc	235.77	10076646
2/7/2021	2/20/2021	84350	GRANT GRIGG	1275 Direc	707.32	10076646
2/7/2021	2/20/2021	84350	GRANT GRIGG	1275 Direc	235.77	10076646
2/7/2021	2/20/2021	84350	GRANT GRIGG	1251 Vaca	44.21	10076646
2/7/2021	2/20/2021	84350	GRANT GRIGG	1211 Holid	235.77	10076646
2/7/2021	2/20/2021	84350	GRANT GRIGG	1200 Regu	898.89	10076646
2/7/2021	2/20/2021	84350	GRANT GRIGG	/845 Total	0.00	10076646
			<b>GRANT GRIGG</b>		<b>2,357.73</b>	
2/7/2021	2/20/2021	1185	HEATHER N RICHARDSON	1200 Regu	2,947.63	10076646
2/7/2021	2/20/2021	1185	HEATHER N RICHARDSON	1211 Holid	327.51	10076646
			<b>HEATHER N RICHARDSON</b>		<b>3,275.14</b>	
2/7/2021	2/20/2021	7804	KEISHA L WRIGHT	/845 Total	0.00	10076646
2/7/2021	2/20/2021	7804	KEISHA L WRIGHT	1200 Regu	401.46	10076646
2/7/2021	2/20/2021	7804	KEISHA L WRIGHT	1250 Holid	133.82	10076646
2/7/2021	2/20/2021	7804	KEISHA L WRIGHT	1251 Vaca	133.82	10076646
2/7/2021	2/20/2021	7804	KEISHA L WRIGHT	1275 Direc	133.82	10076646
2/7/2021	2/20/2021	7804	KEISHA L WRIGHT	1275 Direc	535.28	10076646
			<b>KEISHA L WRIGHT</b>		<b>1,338.20</b>	
2/7/2021	2/20/2021	28444	LINDA S STONE	1200 Regu	1,571.54	10076646
2/7/2021	2/20/2021	28444	LINDA S STONE	1211 Holid	174.62	10076646
			<b>LINDA S STONE</b>		<b>1,746.16</b>	
2/7/2021	2/20/2021	19356	MARILYN F SMITH	/845 Total	0.00	10076646
2/7/2021	2/20/2021	19356	MARILYN F SMITH	1200 Regu	374.65	10076646
2/7/2021	2/20/2021	19356	MARILYN F SMITH	1250 Holid	124.88	10076646
2/7/2021	2/20/2021	19356	MARILYN F SMITH	1251 Vaca	124.88	10076646
2/7/2021	2/20/2021	19356	MARILYN F SMITH	1275 Direc	124.88	10076646

2/7/2021	2/20/2021	19356	MARILYN F SMITH	1275 Direc	499.54	10076646
			MARILYN F SMITH		1,248.83	
2/7/2021	2/20/2021	28472	VIRGINIA S DAVIS	1275 Direc	535.63	10076646
2/7/2021	2/20/2021	28472	VIRGINIA S DAVIS	1275 Direc	37.66	10076646
2/7/2021	2/20/2021	28472	VIRGINIA S DAVIS	1275 Direc	133.91	10076646
2/7/2021	2/20/2021	28472	VIRGINIA S DAVIS	1252 Sick	133.91	10076646
2/7/2021	2/20/2021	28472	VIRGINIA S DAVIS	/845 Total	0.00	10076646
2/7/2021	2/20/2021	28472	VIRGINIA S DAVIS	1200 Regu	364.06	10076646
2/7/2021	2/20/2021	28472	VIRGINIA S DAVIS	1250 Holid	133.91	10076646
			VIRGINIA S DAVIS		1,339.08	
					11,305.14	

**5010001000 Regular Salaries Staff**

**March FY21**

FOR period start date	For-period end date	Personnel Number	Name of Employee or Applica	Wage Type	Amount	Posting document
2/21/2021	3/6/2021	84350	GRANT GRIGG	1252 Sick	66.31	10095364
2/21/2021	3/6/2021	84350	GRANT GRIGG	1252 Sick	235.77	10095364
2/21/2021	3/6/2021	84350	GRANT GRIGG	1252 Sick	58.94	10095364
2/21/2021	3/6/2021	84350	GRANT GRIGG	1251 Vaca	117.89	10095364
2/21/2021	3/6/2021	84350	GRANT GRIGG	1200 Regu	1,878.83	10095364
2/21/2021	3/6/2021	84350	GRANT GRIGG	/845 Total	0.00	10095364
			GRANT GRIGG		2,357.74	
2/21/2021	3/6/2021	1185	HEATHER N RICHARDSON	/845 Total	0.00	10095364
2/21/2021	3/6/2021	1185	HEATHER N RICHARDSON	1200 Regu	3,111.39	10095364
2/21/2021	3/6/2021	1185	HEATHER N RICHARDSON	1252 Sick	40.94	10095364
2/21/2021	3/6/2021	1185	HEATHER N RICHARDSON	1252 Sick	122.82	10095364
			HEATHER N RICHARDSON		3,275.15	
2/21/2021	3/6/2021	7804	KEISHA L WRIGHT	/845 Total	0.00	10095364
2/21/2021	3/6/2021	7804	KEISHA L WRIGHT	1200 Regu	1,204.39	10095364
2/21/2021	3/6/2021	7804	KEISHA L WRIGHT	1251 Vaca	133.82	10095364
			KEISHA L WRIGHT		1,338.21	
2/21/2021	3/6/2021	28444	LINDA S STONE	1252 Sick	32.74	10095364
2/21/2021	3/6/2021	28444	LINDA S STONE	1252 Sick	10.91	10095364
2/21/2021	3/6/2021	28444	LINDA S STONE	1252 Sick	65.48	10095364
2/21/2021	3/6/2021	28444	LINDA S STONE	1251 Vaca	10.91	10095364
2/21/2021	3/6/2021	28444	LINDA S STONE	1200 Regu	1,626.10	10095364
2/21/2021	3/6/2021	28444	LINDA S STONE	/845 Total	0.00	10095364
			LINDA S STONE		1,746.14	
2/21/2021	3/6/2021	19356	MARILYN F SMITH	1200 Regu	1,248.85	10095364
			MARILYN F SMITH		1,248.85	
2/21/2021	3/6/2021	28472	VIRGINIA S DAVIS	1252 Sick	50.22	10095364
2/21/2021	3/6/2021	28472	VIRGINIA S DAVIS	1200 Regu	1,288.86	10095364
2/21/2021	3/6/2021	28472	VIRGINIA S DAVIS	/845 Total	0.00	10095364
			VIRGINIA S DAVIS		1,339.08	
					11,305.17	

FOR period start date	For-period end date	Personnel Number	Name of Employee or Applica	Wage Type	Amount	Posting document
3/7/2021	3/20/2021	84350	GRANT GRIGG	1252 Sick	14.74	10114087
3/7/2021	3/20/2021	84350	GRANT GRIGG	1251 Vaca	235.77	10114087
3/7/2021	3/20/2021	84350	GRANT GRIGG	1251 Vaca	22.10	10114087
3/7/2021	3/20/2021	84350	GRANT GRIGG	1200 Regu	2,085.13	10114087
3/7/2021	3/20/2021	84350	GRANT GRIGG	/845 Total	0.00	10114087
			GRANT GRIGG		2,357.74	
3/7/2021	3/20/2021	1185	HEATHER N RICHARDSON	/845 Total	0.00	10114087
3/7/2021	3/20/2021	1185	HEATHER N RICHARDSON	1200 Regu	3,111.39	10114087
3/7/2021	3/20/2021	1185	HEATHER N RICHARDSON	1252 Sick	20.47	10114087
3/7/2021	3/20/2021	1185	HEATHER N RICHARDSON	1252 Sick	143.29	10114087
			HEATHER N RICHARDSON		3,275.15	
3/7/2021	3/20/2021	7804	KEISHA L WRIGHT	/845 Total	0.00	10114087
3/7/2021	3/20/2021	7804	KEISHA L WRIGHT	1200 Regu	1,162.57	10114087
3/7/2021	3/20/2021	7804	KEISHA L WRIGHT	1251 Vaca	133.82	10114087
3/7/2021	3/20/2021	7804	KEISHA L WRIGHT	1252 Sick	41.82	10114087
			KEISHA L WRIGHT		1,338.21	
3/7/2021	3/20/2021	28444	LINDA S STONE	/845 Total	0.00	10114087
3/7/2021	3/20/2021	28444	LINDA S STONE	1200 Regu	1,396.92	10114087

3/7/2021	3/20/2021	28444	LINDA S STONE	1251 Vaca	174.62	10114087
3/7/2021	3/20/2021	28444	LINDA S STONE	1251 Vaca	87.31	10114087
3/7/2021	3/20/2021	28444	LINDA S STONE	1252 Sick	87.31	10114087
			LINDA S STONE		1,746.16	
3/7/2021	3/20/2021	19356	MARILYN F SMITH	1252 Sick	124.88	10114087
3/7/2021	3/20/2021	19356	MARILYN F SMITH	1251 Vaca	124.88	10114087
3/7/2021	3/20/2021	19356	MARILYN F SMITH	1251 Vaca	15.61	10114087
3/7/2021	3/20/2021	19356	MARILYN F SMITH	1200 Regu	983.47	10114087
3/7/2021	3/20/2021	19356	MARILYN F SMITH	/845 Total	0.00	10114087
			MARILYN F SMITH		1,248.84	
3/7/2021	3/20/2021	28472	VIRGINIA S DAVIS	1252 Sick	12.55	10114087
3/7/2021	3/20/2021	28472	VIRGINIA S DAVIS	1252 Sick	8.37	10114087
3/7/2021	3/20/2021	28472	VIRGINIA S DAVIS	1200 Regu	1,318.16	10114087
3/7/2021	3/20/2021	28472	VIRGINIA S DAVIS	/845 Total	0.00	10114087
			VIRGINIA S DAVIS		1,339.08	
					11,305.18	

**5010001900 Stipends Board Members**

FOR period start date	For-period end date	Personnel Number	Name of Employee or Applica	Wage Type	Amount	Posting document
3/7/2021	3/20/2021	52612	HAROLD J ENGSTROM	1163 60.00	60.00	10114087
			HAROLD J ENGSTROM		60.00	
3/7/2021	3/20/2021	52614	IVAN HOFFMAN Jr	1163 60.00	60.00	10114087
			IVAN HOFFMAN Jr		60.00	
3/7/2021	3/20/2021	111903	Mr. BRIAN J. MOORE	1163 60.00	60.00	10114087
			Mr. BRIAN J. MOORE		60.00	
3/7/2021	3/20/2021	106621	Mr. DAVID B. BEASLEY	1163 60.00	60.00	10114087
			Mr. DAVID B. BEASLEY		60.00	
3/7/2021	3/20/2021	122804	Mr. J. KYLE SALYER	1163 60.00	60.00	10114087
			Mr. J. KYLE SALYER		60.00	
3/7/2021	3/20/2021	112945	Mr. THOMAS R. SCOTT	1163 60.00	60.00	10114087
			Mr. THOMAS R. SCOTT		60.00	
					360.00	



FY21 Period 0-9 March	Debit	Credit	Balance
1000236001 CJ ELS 0236 # 001	58,537.82	-58,537.82	0
1010103000 Petty Cash	200	-200	0
** Cash On Hand	58,737.82	-58,737.82	0
1100001000 Treasury	1,903,166.14	-423,757.18	1,479,408.96
1100001001 Treasury Outgoing	122,469.65	-131,189.83	-8,720.18
1100001003 Treasury EFT Out	3,538.37	-3,538.37	0
1100001005 Treasury Tnsfrs Out	299,752.51	-299,752.51	0
1100001006 Treasury Tnsfrs In	4,554.83	-4,554.83	0
* Cash Available to Spend	2,333,481.50	-862,792.72	1,470,688.78
1100001002 Treasury Incoming	69,217.23	-69,217.23	0
1100001004 Treasury EFT In	7,478,972.01	-7,478,972.01	0
* Deposits in Transit	7,548,189.24	-7,548,189.24	0
** Cash in State Treasury	9,881,670.74	-8,410,981.96	1,470,688.78
1100002000 Non-AASIS House Bank	8,933.00	-8,933.00	0
** Cash in Bank	8,933.00	-8,933.00	0
1120001000 Invest CD	314,064.61	-119,674.16	194,390.45
** Investments	314,064.61	-119,674.16	194,390.45
1130001000 Customer AR	6,400.00	-6,400.00	0
** Customer Receivables	6,400.00	-6,400.00	0
1140003100 Int Agy Due to/from	1,905.00	-1,905.00	0
1140003300 Payroll Fund DT/DF	285,083.08	-285,083.08	0
** Interfund Receivable	286,988.08	-286,988.08	0
1160001000 Accrued Interest	2,762.03	-2,762.03	0
** Accrued Income	2,762.03	-2,762.03	0
1190002000 PP Exp - Accrual Eng	2,530.00	-2,530.00	0
1190002500 PP Exp - YE Accruals	11,953.77	-11,953.77	0
** Pre-Paid Expenses	14,483.77	-14,483.77	0
1900110000 Land Improve (Mod)	69,366.19	0	69,366.19
1900130000 Buildings (Modified)	1,118,138.67	0	1,118,138.67
1900150000 Equipment (Modified)	27,733.97	-26,295.12	1,438.85
1900160000 Low Val Assets (Mod)	62,618.66	-6,363.23	56,255.43
1991100000 AUC (Modified)	46,525.72	-46,525.72	0
** Modified Accrual Fixed Assets	1,324,383.21	-79,184.07	1,245,199.14
1991320000 Land Improv FullCAFR	69,366.19	0	69,366.19
1991321000 Land Improv(FContra)	0	-69,366.19	-69,366.19
1991340000 Buildings Full CAFR	1,118,138.67	0	1,118,138.67
1991341000 Buildings (F Contra)	0	-1,118,138.67	-1,118,138.67
1991360000 Equipment Full CAFR	37,928.00	-36,489.15	1,438.85
1991361000 Equip. F Contra CAFR	10,194.03	-37,928.00	-27,733.97
1991370000 Low Val Asset (Full)	68,981.89	-12,726.46	56,255.43
1991371000 LVA (Full Contra)	0	-99,507.22	-99,507.22
1992100000 AC Dep Lnd Imp(Full)	0	-33,533.37	-33,533.37
1992300000 AC Dep Bldg(Full)	0	-319,335.20	-319,335.20
1992500000 AC Dep Equipmnt(Full)	29,700.58	-31,139.43	-1,438.85
1992600000 AC Dep LV Asset(Full)	12,732.16	-68,987.59	-56,255.43
** Full Accrual Fixed Assets	1,347,041.52	-1,827,151.28	-480,109.76
2110001000 Vendor AP	69,143.56	-69,143.56	0
2110001100 Vendor Accrued Liab	1,754.64	-1,754.64	0
2110001101 Other Govt AP	240	-240	0
2110001102 Local Govt AP	1,297.42	-1,297.42	0
2110002000 Employee AP	36.54	-36.54	0
2111001000 GRIR Clearing	1,306,399.77	-1,306,399.77	0
** Accounts Payable	1,378,871.93	-1,378,871.93	0
2110003000 Due To Other Funds	55,990.16	-55,990.16	0
2110004100 Inter Agency Due To	4,558.09	-4,558.09	0
** Interfund Due-To	60,548.25	-60,548.25	0
2112004000 Due to Other Gov.	193.4	-193.4	0

** Due to Other Governments	193.4	-193.4	0
2115006000 Acc Salary & Ben YE	15,925.96	-15,925.96	0
** Payroll Liability	15,925.96	-15,925.96	0
2120002300 UseSaleTax AP Offset	0	-3.73	-3.73
2120003091 02 Use Tax Payable	92.8	0	92.8
2120003099 Use Tax Payable Accr	28.58	-127.75	-99.17
** Due to Revenue	121.38	-131.48	-10.1
2130001100 Unearned Income	493,040.00	-493,040.00	0
** Unearned Revenues	493,040.00	-493,040.00	0
2115007000 Comp Ab Current	5,026.48	-5,026.48	0
2230002000 NC Accr Comp Absence	24,982.37	-24,982.37	0
** Accrued Leave	30,008.85	-30,008.85	0
2890002000 DFRD INFLOW-REVENUES	6,400.00	-6,400.00	0
** Deferred Inflows of Resources	6,400.00	-6,400.00	0
3000000000 Fund Equity Clearing	974,759.50	-1,146,089.52	-171,330.02
3000002000 Fund Balance	44.44	-325,169.00	-325,124.56
3000004000 Net Asset Restricted	13,328.56	0	13,328.56
3900000000 Batch Input-Asset Ld	27,887.50	-10,194.03	17,693.47
3902100000 Inv GFA Lnd Imp (Mod	0	-69,366.19	-69,366.19
3902300000 Inv GFA Bldg (Mod)	0	-1,118,138.67	-1,118,138.67
3902500000 Inv GFA Equip (Mod)	26,295.12	-27,733.97	-1,438.85
3902600000 Inv GFA LVA(Modified	6,363.23	-62,618.66	-56,255.43
** Fund Balance	1,048,678.35	-2,759,310.04	-1,710,631.69
4041002000 APPLICATION FEES	1,875.00	-128,925.00	-127,050.00
4041004000 OTH/CERTIFICATE FEE	0	-5	-5
4041005000 TESTING FEES	0	-1,950.00	-1,950.00
4041007000 RENEWAL FEE	7,555.00	-506,770.00	-499,215.00
4041028000 OTHER FEES	300	-7,400.00	-7,100.00
4041041000 REINSTATEMENT	0	-4,000.00	-4,000.00
** OR - Fees	9,730.00	-649,050.00	-639,320.00
4042002100 NBR - Penalties	3,200.00	-3,200.00	0
** OR - Fines and Penalties	3,200.00	-3,200.00	0
4043002100 NBR LICENSE & PERMIT	1,905.00	-493,040.00	-491,135.00
** OR - Licenses and Permits	1,905.00	-493,040.00	-491,135.00
4047099000 MISC REVENUE	0	-1	-1
** OR - Miscellaneous	0	-1	-1
4049003000 INTEREST DISTRIB	0	-6,709.46	-6,709.46
4049003100 NBR Invest Earnings	386.03	0	386.03
4049007000 INTEREST CERT. DEP.	0	-780.85	-780.85
** OR - Investment Revenue	386.03	-7,490.31	-7,104.28
5010001000 00 Regular Salaries	229,701.22	0	229,701.22
5010001100 NBR - Personal Svs.	0	-12,949.34	-12,949.34
5010001600 NBR - Emp Benefits	0	-3,023.27	-3,023.27
5010001900 Stipends	2,400.00	0	2,400.00
5010005000 03 FICA & Medic Exp	15,893.45	0	15,893.45
5010006000 03 Ben Ins Exp HAL	25,740.00	-2,520.00	23,220.00
5010006500 Agency Cost of ARCAP	1,898.22	0	1,898.22
5010007000 03 Retirement Exp	35,190.19	0	35,190.19
5010010000 03 Work Comp Prem Tx	90.52	0	90.52
5010091000 NBR-Comp Ab. Expense	0	-30,008.85	-30,008.85
** Salary Expense	310,913.60	-48,501.46	262,412.14
5020001000 Postage	240	0	240
5020002000 Telecomm Wired	1,450.51	0	1,450.51
5020003500 02 Connectivity	1,909.35	0	1,909.35
5020004000 Network Services Exp	242.09	0	242.09
5020004200 Internet Serv-Tech	19,332.70	0	19,332.70
5020004300 02 Server &Email Svc	1,477.80	0	1,477.80
5020005000 Freight	182.79	0	182.79

5020006000 NBR Com & Trans Com	8,686.01	-4,511.44	4,174.57
** Communication & Transp. of Commodity	33,521.25	-4,511.44	29,009.81
5030001000 Printing	823.68	0	823.68
5030002000 Bind Copy Collate	3,985.55	0	3,985.55
5030004100 NBR Printing & Adv.	0	-21.14	-21.14
** Printing & Advertising	4,809.23	-21.14	4,788.09
5030005000 02-Bldg & Grds Maint	12,295.68	-3,410.47	8,885.21
5030005100 Pest Control CI 02	648.55	0	648.55
5030008000 Office Equip Maint	209.28	0	209.28
5030021000 NBR - Repair & Serv.	0	-313.38	-313.38
** Repairing & Servicing	13,153.51	-3,723.85	9,429.66
5040001000 Electricity	2,478.99	0	2,478.99
5040003000 Water & Sewage	1,381.34	-103.92	1,277.42
5040003100 02 Water	208.13	0	208.13
5040007000 Rent of Office Equip	2,826.86	-142.96	2,683.90
5040008500 02 Rent-Data Proc Eq	855	0	855
5040011000 Other Rent & Leases	98.1	0	98.1
5040012000 NBR -Utilities & Ren	0	-571.47	-571.47
** Utilities & Rent	7,848.42	-818.35	7,030.07
5050001000 02 Mileage	25.12	0	25.12
** Travel & Subsistence	25.12	0	25.12
5060001000 Professional Adm Fee	3,470.00	0	3,470.00
** Professional Services & Fees	3,470.00	0	3,470.00
5070001000 Surety Perform Bonds	27.6	0	27.6
5070001500 02 NOTARY BOND	69.95	0	69.95
5070003000 Bld Contents Ins	1,526.42	0	1,526.42
5070007000 Other Insurance	254.28	0	254.28
** Insurance & Bonds	1,878.25	0	1,878.25
5080002200 EFT PROCESSING FEES	25,374.20	0	25,374.20
5080006000 Assoc Member Dues	6,500.00	0	6,500.00
5080009000 Janitorial Service	4,424.40	0	4,424.40
5080014100 Recycling Services	338.39	-63.1	275.29
5080029000 NBR - Other Exp, Svs	3,267.76	-1,042.05	2,225.71
5080040000 02 NOTARY FEE	40	0	40
** Other Expenses & Services	39,944.75	-1,105.15	38,839.60
5090006000 Office Supplies	1,881.57	-10.89	1,870.68
5090018000 Subscriptions Pubs	449.56	0	449.56
5090022000 02-Kit,Jan,House Sup	443.91	0	443.91
5090026300 02 Dsktop,Laptop,PDA	109.68	0	109.68
5090027000 Software/Licenses	1,625.94	0	1,625.94
5900004000 LVA Exp (Modified)	3,643.88	0	3,643.88
5901070000 LVA Exp Full	3,643.88	0	3,643.88
** Commodities, Materials & Supplies	11,798.42	-10.89	11,787.53
5110002000 02 Other Refund/Reim	3,635.00	0	3,635.00
** Refunds, Taxes & Claims	3,635.00	0	3,635.00
6080001000 REF TO EXP-CURR YEAR	2,658.91	-2,658.91	0
** Refunds	2,658.91	-2,658.91	0
5901020000 Depr Expense (Full)	31,500.56	0	31,500.56
** Depreciation/Amortization	31,500.56	0	31,500.56
6061003000 Inter-Agy Xfers Out	14,302.63	0	14,302.63
** Transfers In/Out	14,302.63	0	14,302.63
6990001000 Prior Yr Warr Outlaw	0	-75	-75
** Prior Year Adjustment	0	-75	-75
<b>*** BALANCE</b>	<b>16,773,933.58</b>	<b>-16,773,933.58</b>	<b>0</b>

## **STATUS OF COMPLAINTS**

**May 11, 2021**

### **Agenda Item: 5a (as of 4/19/2021)**

#### **Case 2020-02**

Complaint received on August 10, 2020 alleging misconduct in the practice of engineering,  
Board inquiry letter sent on August 10, 2020.

**Waiting on answer.**

#### **Case 2020-03**

Complaint received on August 24, 2020 alleging misconduct in the practice of engineering,  
Board inquiry letter sent on August 25, 2020.

**Answer received on August 27, 2020 Recommended for hearing at the November meeting**

#### **Case 2020-05**

Complaint received on September 23, 2020 alleging misconduct in the practice of surveying.  
Board inquiry letter sent on September 23, 2020.

**Answer received October 13, 2020**

#### **Case 2020-06**

Complaint received on October 9, 2020 alleging misconduct in the practice of engineering.  
Board inquiry letter sent on October 9, 2020/

**Answer received on December 28, 2020.**

#### **Case 2021-01**

Complaint received on February 8, 2021 alleging misconduct in the practice of surveying  
Board inquiry letter sent on February 10, 2021

**Answer received March 5 2021.**

#### **Case 2021-02**

Complaint received on March 15, 2021 alleging misconduct in the practice of Engineering  
Board inquiry letter sent on March 16, 2021.

**Answer received on April 5, 2021**

Arkansas State Board of Licensure  
For  
Professional Engineers And Professional Surveyors  
623 Woodlane Drive, Little Rock, Arkansas\*  
Agenda for May 11, 2021 Board meeting

1. 9:00 a.m. Call to order President Engstrom
  
2. Consent Agenda
  - a. Approve Minutes of March 9, 2021 meeting and April 28, 2021 special meeting
  - b. Conditionally licensed registrants
    - i. Reinstatements, PE Comity (with MLE qualifications), and Temporary Permits
    - ii. EI's & SI's
    - iii. COA's
  - c. Director recommendations
  
3. Administrative Items
  - a. Financial Report for February 2021 and March 2021
  - b. AR Labor and Licensing Report
  - c. Survey Exam Committee Report
  - d. Review and approve Exam Consultant Contract
  - e. AR State University Survey Programs Approval
  - f. LSAB Appointment
  - g. 93<sup>rd</sup> General Assembly-Regular Session 2021
  - h. Establish scores for the 2021 April AR State Specific Exam
  
4. Applicants/discuss applications list
  - a. Applications recommended for discussion by the Director and items removed from sections 2.b. of the consent agenda
  
5. Complaint Committee Report Grant Grigg
  - a. Complaint Status Report
  - b. Case Management Statistics
  - c. Complaint Committee Consent Agenda
  - d. CPC Audit
  
6. Board Topics
  - a. Other Business (COVID-19, NCEES, Newsletter, etc.)
  - b. Next scheduled Board Meeting July 13, 2021 at 10:00 am location tbd
  
7. Other
  - a. Executive Session-Director Annual Performance Evaluation
  - b. Election of Officers for July 2021-June 2022

*\*The May 11, 2021 Board Meeting was held in-person at Arkansas Department of Labor and Licensing located at 900 West Capitol Avenue, Little Rock, Arkansas 72201-3108.*